



42ND ANNUAL MEETING


June 20 - 24, 2017

Pre-meeting Activities June 20 – 21, 2017

Scientific Program June 22 – 24, 2017

CANADA

FINAL PROGRAM





**Come visit us at the
IUGA booth #421**



CONTACT DETAILS

David Casalod - Executive Director

Tessa Benitez - Associate Executive Director

Vivian Gies - Meeting Director

Amanda Stimart - Educational and Research Programs Manager

Missy Render - Communications and Committee Coordinator

Melanie Gangl - Membership and Finance Coordinator

IUGA Office - North America

Office: +1 952 683 9037 Fax: +1 612 808 0491

Address: 18466 Kenyon Avenue, Lakeville, MN 55044, USA

Mail: PO Box 1233, Lakeville, MN 55044, USA

IUGA Office - Europe

Office: +31 (0)75-647 63 65 Fax: +31 (0)75-647 63 71

Address: Zaanweg 119A, 1521 DS Wormerveer, The Netherlands

Mail: PO Box 94, 1520 AB Wormerveer, The Netherlands

Web: www.iuga.org



USE #IUGA2017



TABLE OF CONTENTS

> WELCOME MESSAGES	4
> IUGA 2017 LEADERSHIP	6
> ABOUT IUGA	8
> MEETING INFORMATION	9
> PRESENTATION INFORMATION ABSTRACTS	11
> CME	11
> IUGA2017 APP	12
> SOCIAL EVENTS	12
> FLOOR PLAN	14
> PROGRAM	
TUESDAY, JUNE 20, 2017	16
WEDNESDAY, JUNE 21, 2017	26
THURSDAY, JUNE 22, 2017	35
FRIDAY, JUNE 23, 2017	48
SATURDAY, JUNE 24, 2017	60
> NON-MODERATED E-POSTERS AND VIDEOS	66



WELCOME MESSAGES

PAGE 1/2

IUGA PRESIDENT

Dear colleagues and friends,

It is with great pleasure that I welcome you to Vancouver, Canada to celebrate the 42nd Annual Meeting of the International Urogynecological Association.

This will undoubtedly be the premier urogynecological meeting of the year. In order to meet this goal, the program committee along with the help of the local organizing committee has structured a unique blend of stimulating science and varied social activities.

Our host, Geoff Cundiff (Local Organizing Committee Chair), along with his colleagues and the IUGA Program Committee led by Roy Ng, have included over 25 workshops, 10 mini state of the art lectures, 5 special lectures, and a surgery session. The IUGA Scientific Committee led by Fred Milani selected the best and most interesting abstracts from the hundreds submitted in order to formulate very enticing and stimulating scientific sessions.

The meeting is timely for all our members including surgeons, physical- and physio-therapists and specialist nurses. For example we are keenly aware of the recent controversies in the surgical management of incontinence and pelvic organ prolapse and the increase in pelvic floor trauma resulting from childbirth. Much of the data to be presented will provide updates as well as guidance for patient care.

Vancouver is a great tourism destination, there will be plenty for you and accompanying persons to do and see and I encourage you to spend a few extra days to appreciate the all that Vancouver has to offer.

Thank you all for joining us in Vancouver for the 42nd Annual Meeting; like last year it should be excellent.

Warmest Regards,



LYNSEY HAYWARD
IUGA PRESIDENT



WELCOME MESSAGES

PAGE 2/2

LOCAL CHAIR

The 42nd Annual Meeting of the International Urogynecological Association takes place on June 21-24th in Vancouver, British Columbia, Canada.

Your flight landed at Vancouver Airport, recently named the best airport in the world. A short train or taxi ride delivered you to the heart of our dynamic city and Vancouver Convention Centre. The award winning Vancouver Convention Centre is nestled beside Coal Harbour with views of the beautiful North Shore Mountains. Vancouver is Canada's Pacific gem, a clean safe, and vibrant cosmopolitan city. Downtown Vancouver is a dynamic walking community. Nearby is Stanley Park, the largest metropolitan park after Central Park in New York city. And you will want to be out of doors given the temperate climate and 18 hour long days to enjoy it.

The meeting itself will provide the clinical and academic content that you have come to expect from IUGA. There will be a wide offering of workshops on timely topics to enhance your practice. A special surgical session in cadavers will offer surgical pearls on multiple approaches to repairing apical prolapse. Meet the experts for breakfast before the meeting. The latest scientific research will be interspersed with focused state of the art lectures. And we will feature panel discussions on preventing birth trauma and on the microbiome in pelvic floor medicine. There will also be a debate of estrogen versus laser therapy for genital atrophy syndrome and keynote lectures on mesh in prolapse surgery and the management of pelvic pain.

You will be torn between the offerings at the meeting and the desire to explore. Of course there will be plenty of opportunities to see Vancouver through the social events.

Alternatively, plan a few extra days to visit the Sunshine Coast, Whistler, or Victoria, which are all a short drive or ferry away. Or if you prefer take a floatplane to these destinations from right outside your hotel in Coal Harbour. There are also opportunities for whale watching, golf, kayaking, hiking, and mountain biking.

Thanks for joining us in Vancouver!



GEOFF CUNDIFF
CHAIR OF THE
LOCAL ORGANIZING COMMITTEE



IUGA 2017 LEADERSHIP

PAGE 1/2

BOARD



LYNSEY HAYWARD
PRESIDENT



RANEE THAKAR
VICE-PRESIDENT



BOB FREEMAN
PAST-PRESIDENT



SYLVIA BOTROS-BREY
TREASURER



ROY NG
SECRETARY



DAVID CASALOD
EXECUTIVE DIRECTOR

INTERNATIONAL ADVISORY BOARD



ZEELHA ABDOOL
AFRICA



TSIA-SHU LO
ASIA



LORE SCHIERLITZ
OCEANIA/AUSTRALASIA



WOLFGANG UMEK
EUROPE



STEVEN SWIFT
NORTH AMERICA



JORGE MILHEM HADDAD
LATIN AMERICA



IUGA 2017 LEADERSHIP

PAGE 2/2

COMMITTEE CHAIRS




CATHERINE MATTHEW
EDUCATION



J. OLIVER DALY
FELLOWS & TRAINEES



STEPHEN JEFFERY
MEMBERSHIP



DEBORAH KARP
PUBLICATIONS



**OLANREWAJU
SORINOLA**
PUBLIC RELATIONS



TONY BAZI
RESEARCH &
DEVELOPMENT



ALFREDO L. MILANI
SCIENTIFIC



JOSEPH LEE
TERMINOLOGY &
STANDARDIZATION

42ND ANNUAL MEETING PLANNING COMMITTEES

2017 PROGRAM COMMITTEE

Roy Ng - Chair
Geoff Cundiff
J. Oliver Daly
Lynsey Hayward
Alfredo Milani

LOCAL ORGANIZING COMMITTEE

Geoff Cundiff – Chair
Alfred Bent
Colin Birch
Claudia Brown
Alex Cavanaugh
Harold Drutz
Cathy Flood
Roxana Geoffrion
Gretchen Lentz
David Quinlan
Jane Schulz
Lynn Stothers

SCIENTIFIC COMMITTEE

Alfredo Milani – Chair
Vivian Aguilar
Maria Bortolini
Jan DePrest
Hans Peter Dietz
Roxana Geoffrion (LOC)
Engelbert Hanzal
Marie Paraiso
David Quinlan (LOC)
Dudley Robinson (Advisor)
Philip Tooze-Hobson
C. Huub van der Vaart

WORKSHOP COMMITTEE

Sylvia Botros Brey – Chair
Chi Chiung Grace Chen
Maria Estanol
Cathy Flood (LOC)
Kimberly Kenton
Catherine Matthews
David Shaker
Jane Shulz (LOC)




ABOUT IUGA

The International Urogynecological Association (IUGA) is a not-for-profit international professional medical organization with a defined mission, to “advance urogynecological knowledge around the world”. It was founded in 1975 and Axel Ingelman-Sundberg, as its first President, began a tradition of scientific integrity in the study of urogynecology that IUGA, with its rapidly growing membership, has continued to foster. The international base of the society includes representation from 70 countries, which allows for the prompt dissemination of new ideas throughout the world. New 90+ educational programs have included the IUGA eXchange, which has enabled experienced urogynecologists to share knowledge in countries and regions where there is little clinical expertise in the care of female pelvic floor disorders, and IUGA Regional Symposia designed as technical sessions held in regions of the world where Urogynecology is already represented. The organization has recently grown to nearly 3,000 members whose enthusiastic participation in IUGA Committees has contributed to the production of important IUGA sponsored documents.

FOUNDING MEMBERS

 Axel Ingelman Sundberg


 Jack R. Robertson


 Donald R. Ostergard


 Ulf Ulmsten

 Eckhard Petri


 Wolfgang Fischer

 Bozo Kralj

 Oscar Contreras-Ortiz

 Stuart Stanton

 David Warrell

 Abbo Hassan Abbo

PAST PRESIDENTS



Axel Ingelman Sundberg
1976-1980




Jack R. Robertson
1980-1985



Donald R. Ostergard
1985-1988



Bozo Kralj
1988-1990



Eckhard Petri
1990-1992



James Gibson
1992-1994



Harold Drutz
1994-1996



Oscar Contreras-Ortiz
1996-1998



Linda Cardozo
1998-2000



Hans van Geelen
2000-2002



Peter Dwyer
2002-2004



Paul Riss
2004-2006



Tsung Hsien (Charles) Su
2006-2008



Peter K. Sand
2008-2010



Harry Vervest
2010-2012



G. Willy Davila
2012-2014



Bob Freeman
2014-2016



MEETING INFORMATION

PAGE 1/2

MEETING VENUE

Vancouver Convention Centre East Building
1055 Canada Pl
Vancouver, BC V6C 0C3
Canada

MEETING LANGUAGE

The official meeting language is English.

REGISTRATION AREA

All meeting materials and documentation will be available from the meeting registration desk.

Opening hours of the registration area:

Tuesday, June 20, 2017	07:00 a.m. - 07:30 p.m.
Wednesday, June 21, 2017	07:00 a.m. - 07:30 p.m.
Thursday, June 22, 2017	06:30 a.m. - 05:30 p.m.
Friday, June 23, 2017	06:30 a.m. - 05:30 p.m.
Saturday, June 24, 2017	06:30 a.m. - 01:00 p.m.

NAME BADGES

Badges must be worn at all times as this is your ticket to all sessions, including the welcome reception. Please note, if you have booked tickets for workshops, meet the experts breakfast, or social events, you will find this information on the back of your badge or in your envelop.

CME CERTIFICATE OF ATTENDANCE

All CME certificates of attendance will be available only after the meeting after completing the online survey which will be distributed by email after the meeting.

SPEAKER READY ROOM

The speaker ready room is located in East Meeting Room 10 on the first floor. Slides for the Thursday, Friday and Saturday sessions must be submitted to the staff in the speaker ready room at least 2 hours prior to the session. You can bring your Powerpoint slides on USB-key (should be in the ratio of 16:9). Also if you have already provided your presentation we kindly ask you to check your presentation in the speaker ready room at least 2 hours prior to the session.

Opening hours of the speaker ready room:

Tuesday, June 20, 2017	07:00 a.m. - 07:30 p.m.
Wednesday, June 21, 2017	07:00 a.m. - 07:30 p.m.
Thursday, June 22, 2017	06:30 a.m. - 05:30 p.m.
Friday, June 23, 2017	06:30 a.m. - 05:30 p.m.
Saturday, June 24, 2017	06:30 a.m. - 01:00 p.m.

EXHIBITION AREA

The technical exhibition will be organized in East Exhibition Hall B.

Opening hours of the exhibit area:

Wednesday, June 21, 2017	05:30 p.m. - 07:30 p.m.
Thursday, June 22, 2017	10:00 a.m. - 04:30 p.m.
Friday, June 23, 2017	10:00 a.m. - 04:30 p.m.

ABSTRACTS

All abstracts are available at www.iugameeting.org/full-program and in the meeting app.



MEETING INFORMATION

PAGE 2/2

E-POSTERS AND VIDEOS

In order to give all participants the opportunity to view all posters and videos without any hurry, all posters (moderated and non-moderated) will be displayed at digital poster stations in the exhibition area.

INTERNET ACCESS

Wireless Internet is available in all meeting rooms and the public areas, but not in the Exhibition Area.

Name: **IUGA2017**

Password: **Vancouver**

LOST AND FOUND

A lost and found service is available at the registration desk.

PROGRAM CHANGES

The organizers cannot assume liability for any changes in the meeting program due to external or unforeseen circumstances.

PHOTOGRAPHY

Please note there will be an official photographer at the Annual Meeting. Photographs taken during the meeting may be used in future IUGA publication. Please do not take photographs during scientific sessions.

INSURANCE AND LIABILITY

Participants are strongly advised to arrange their own travel-, health- and cancellation insurance in the unfortunate case of having to cancel the meeting participation and/or travel and/or hotel accommodation because of illness or other (personal) circumstances. Neither the IUGA, IUGA Executive Office, nor the Organizing Committee or any of their officers, agents, employees or representatives assume any liability whatsoever.



PRESENTATION INFORMATION ABSTRACTS

The 2017 Annual Meeting will feature six types of abstract presentations:

01. ORAL PODIUM (PAPER) PRESENTATIONS

Will be granted 7 minutes to present, followed by 3 minutes discussion.

02. ORAL POSTER PRESENTATIONS

Will be granted 4 minutes to present, followed by 2 minutes discussion. Presenters should also prepare a poster to be displayed digitally.

03. VIDEO PRESENTATIONS

Will be granted 8 minutes (maximum) to present, followed by 2 minutes discussion.

04. E-POSTER PRESENTATIONS (E-POSTERS)

Presenters will have 1 minute to present, followed by 2 minutes discussion and E-posters will be displayed digitally in the poster area.

05. E-POSTER NON-MODERATED

E-poster to be displayed digitally in the poster area.

06. VIDEO SALON

Are exhibited as un-moderated/non-discussed, to be displayed for the duration of the meeting in the same area as the E-Posters.

CME

SATISFACTORY COMPLETION

Participants must complete an attendance/evaluation form in order to receive a certificate of completion/attendance. Your chosen sessions must be attended in their entirety. Partial credit of individual sessions is not available.

PHYSICIAN

This activity has been planned and implemented in accordance with the accreditation requirements and policies of the Accreditation Council for Continuing Medical Education (ACCME) through the joint providership of Amedco and the International Urogynecological Association (IUGA). Amedco is accredited by the ACCME to provide continuing medical education for physicians.

Amedco designates this live activity for a maximum 16.25 *AMA PRA Category 1 Credits™*. Physicians should claim only the credit commensurate with the extent of their participation in the activity.

INTERNATIONAL CME ACCREDITATION

The American Medical Association has determined that physicians not licensed in the US who participate in this CME activity are eligible for *AMA PRA Category 1 Credits™*.



ALREADY HAVE THE #IUGA2017 APP?

Don't forget to download the 42nd IUGA Annual Meeting mobile app on your iPhone, iPad, or Android!

Please follow the simple steps below in order to access additional networking features.

DOWNLOAD THE APP

Search **IUGA MEETINGS** in stores.

**If you are using a Blackberry or Windows device, access the app by entering <https://crowd.cc/iuga2017> in your device's mobile browser.*

DOWNLOAD THE EVENT

Open the app and tap on **42nd IUGA Annual Meeting**.

LOGIN

Tap the icon in the upper-left corner and tap Log In for more features! You'll be prompted to enter your registration code, which is included in your invitation email (please visit the registration desk if you haven't received an email). Enter it in the appropriate field, then enter either the email address where you received the invitation or your first and last name.



SOCIAL EVENTS

WELCOME RECEPTION

Location: East Exhibition Hall B

Wednesday, June 21, 2017, 05:30 p.m. - 07:30 pm

Included in your registration fee

Help us kick off the start of the 42nd Annual Meeting by attending the Welcome Reception! Enjoy light refreshments and food while catching up with colleagues, connecting with new friends and interacting with exhibitors and sponsors.

ANNUAL IUGA/FIUGA GALA DINNER AND DANCING

Pinnacle Hotel Harbourfront

Friday, June 23, 2017, 07:00 p.m. - midnight

USD 125.00 (USD 10.00 per ticket will be donated to FIUGA)

Do not miss the Annual FIUGA/IUGA Gala Dinner and Dancing. The ticket includes dinner and drinks till 10:00 p.m. After 10:00 p.m. there will be a cash bar and the event is open for all IUGA meeting attendees.



5K FUN RUN

Thursday, June 22, 2017

06:30 a.m. - 07:30 a.m.

**Register On-Site at the
Registration Desk**

 **USD 30.00**



Come and join us in raising money for our Foundation for International Urogynecological Assistance (FIUGA). FIUGA supports our fellowship program in Ghana. The Ghana project trains local specialists resulting in sustainable urogynaecological care for Ghanaian women.

FIUGA also supports observerships, research grants and eXchange programs to areas with limited urogynaecological training.

To learn more about FIUGA, visit www.fiuga.org.

Donate To A Great Cause!





FLOOR PLAN

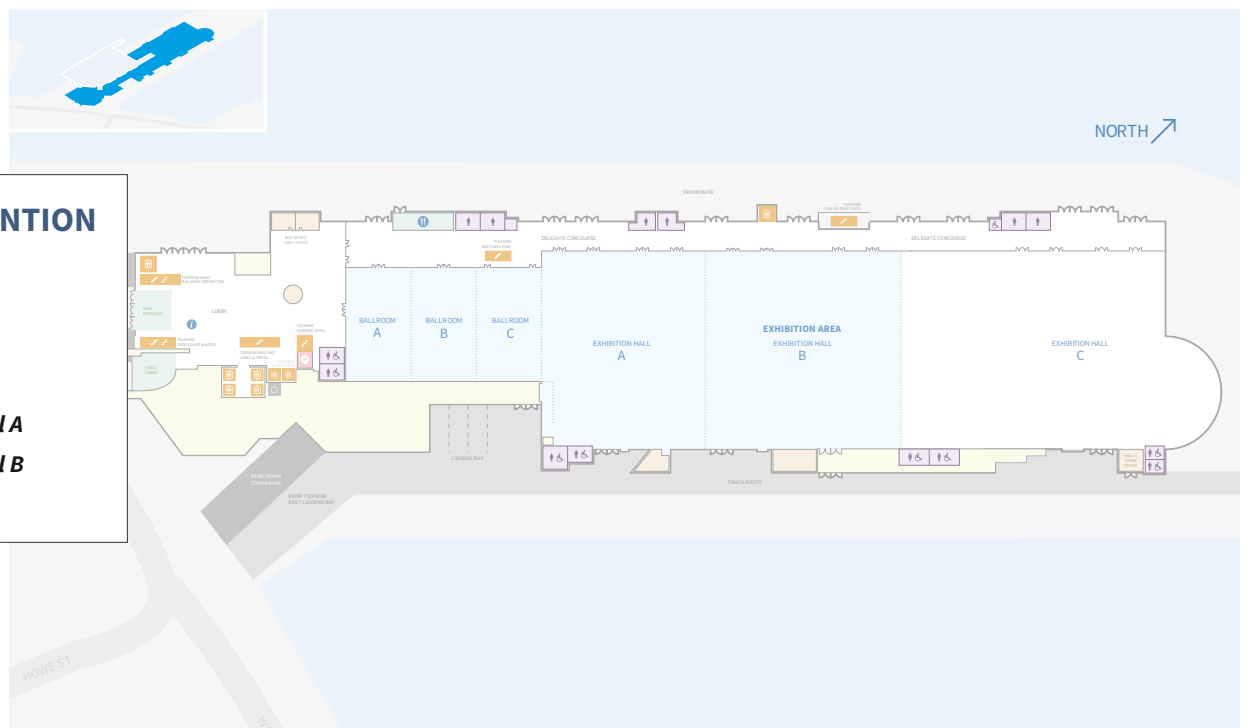
EAST MEETING LEVEL

- 📍 **Meeting Room 1 - 20**
- 📍 **Speaker Ready Room**
- 📍 **Meeting Room 10**



EAST CONVENTION LEVEL

- 📍 **Ballroom A**
- 📍 **Ballroom B**
- 📍 **Ballroom C**
- 📍 **Exhibition Hall A**
- 📍 **Exhibition Hall B**
- 📍 **Exhibition Area**





ICS 2017 FLORENCE


12-15 September

Leading Continence
Research and Education

Early bird registration
available until 13 June

International Continence Society
47th Annual Meeting

www.ics.org/2017



ICS 2018 PHILADELPHIA

28-31 August 2018

Leading Continence
Research and Education

Call for Abstracts:
1 March - 3 April 2018

International Continence Society
48th Annual Meeting

www.ics.org/2018





SCHEDULE AT A GLANCE

	Location	Page
08:00 a.m. - 06:00 p.m. Fellows' Day	East Meeting Room 8, 13 & South Foyer	17
09:00 a.m. - 12:00 p.m. Canadian Society of Pelvic Medicine (CSPM)	East Meeting Room 11	19
01:00 p.m. - 06:00 p.m. Live Surgery Session in Fresh Cadavers	East Meeting Room 1-3	20
01:00 p.m. - 06:00 p.m. Ibero-American Meeting	East Meeting Room 12	20
01:00 p.m. - 06:00 p.m. Pan-Asian Meeting	East Meeting Room 11	21
06:00 p.m. - 07:30 p.m. SIG Meetings		23
Cosmetic Urogynecology Special Interest Group	East Meeting Room 14	23
Laparoscopic Surgery Special Interest Group	East Meeting Room 11	23
Neuro-Urogynecology and Urogenital Pain Special Interest Group	East Meeting Room 12	24
Pelvic Floor Imaging Special Interest Group	East Meeting Room 8	24
Pelvic Floor Rehabilitation Special Interest Group	East Meeting Room 13	24
Obstetric Pelvic Floor Trauma Special Interest Group	East Meeting Room 9	25
Nursing Special Interest Group Founding Meeting	East Meeting Room 15	25



FELLOWS' DAY

08:00 a.m. - 08:15 a.m.

Welcome and switch into groups

East Meeting Room 13

08:15 a.m. - 10:15 a.m.

Fellows' Paper Session

East Meeting Room 13

08:15 a.m. - 08:45 a.m.

Oral Presentation Skills for Research Presentations

Dudley Robinson (United Kingdom)

002

RISK FACTORS FOR PROLAPSE RECURRENCE-SYSTEMATIC REVIEW AND META-ANALYSIS

T. FRIEDMAN, G. D. ESLICK, H. DIETZ;

Sydney Med. Sch. Nepean, Sydney, Australia.

021

MiniArc vs TVT Abbrevio MIDURETHRAL SLING IN WOMEN WITH STRESS URINARY INCONTINENCE. AN RCT 6 AND 12MONTH FOLLOW UP

J. MELENDEZ MUNOZ¹, M. BRAVERMAN², A. ROSAMILIA¹, N. R. YOUNG¹, A. LEITCH¹, J. K. LEE¹;

¹Pelvic Floor Unit., Monash Hlth., Bentleigh East, Australia, ²O&G, Haemek Hosp., moledet, Israel.

041

SERUM PROTEIN PATTERN IN FEMALE STRESS URINARY INCONTINENCE

M. KOCH¹, S. SEYFERT², T. MOHR³, W. UMEK⁴, E. HANZAL⁵, R. LATERZA⁶, H. KOELBL⁷, G. MITULOVIC⁸;

¹Department of Obstetrics and Gynecology, Med. Univ. of Vienna, Vienna, Austria, ²Clinical Institute of Laboratory Medicine, Med. Univ. of Vienna, Vienna, Austria, ³Sci. Consult Thomas Mohr KG, Guntramsdorf, Austria, ⁴Obstetrics and Gynecology, Med. Univ. Vienna, Wien, Austria, ⁵Med. Univ. of Vienna, Vienna, Austria, ⁶Dept of Obstetrics and Gynecology, Med. Univ. Vienna, Vienna, Austria, ⁷Dept. of Gen. Gynaecology and Gynaecologic, Vienna, Austria, ⁸Med. Univ. of Vienna - KILM, Wien, Austria.

122

ANAL SPINCHTER IMAGING: AT REST OR ON PFMIC?

N. SUBRAMANIAM, H. DIETZ;

Sydney Med. Sch. Nepean, Sydney, Australia.

139

VOIDING DYSFUNCTIONS AFTER MIDURETHRAL SLING PLACEMENT IN A LARGE DATASET COHORT

T. RABY¹, P. A. ROJAS², M. ARELLANO³, M. ALVAREZ⁴, C. GONZÁLEZ⁴, B. BLUMEL³, D. S. POLHAMMER¹, R. CUEVAS⁵, H. B. GOLDMAN⁶, S. VIGUERA⁷, J. PIZARRO-BERDICHEVSKY¹;

¹Urogynecology Unit; División Obstetricia y Ginecología, Dr. Sótero del Río Hosp.-Pontificia Univ. Católica de Chile, Santiago, Chile, ²Urology Unit, Pontificia Univ. Católica de Chile, Santiago, Chile, ³Urogynecology Unit, Dr. Sótero del Río Hosp.-Clínica Santa María, Santiago, Chile, ⁴Pontificia Univ. Católica de Chile, Santiago, Chile, ⁵Urogynecology Unit, Obstetrics and Gynecology Divi, H. Dr. Sotero del Río; Pontificia Univ. Cat, Santiago, Chile, ⁶cleveland clinic, cleveland, OH, ⁷Pontificia Univ. Católica de Chile, SANTIAGO, Chile.

145

THE CO-CULTURE OF ADIPOSE DERIVED STEM CELLS DIFFERENTIATED SMOOTH MUSCLE CELLS AND FIBROBLASTS ON A SILK FIBROIN SCAFFOLD: A PRIMARY RESEARCH ON THE PROLIFERATION AND MECHANICAL CHARACTERISTICS

Y. CHANG¹, X. SUN², J. WANG³;

¹OB/Gyn, Peking Univ. People's Hosp., Beijing, China, ²Dept. Ob Gyn, Peking Univ. People's Hosp., Beijing, China, ³Peking Univ. people's Hosp., Beijing, China.

152

PROSPECTIVE COMPARISON OF THE INCIDENCE OF OASIS BETWEEN A WESTERN AND ASIAN HOSPITAL USING A SINGLE EXAMINER

L. J. BATES¹, J. MELON², R. M. TURNER³, S. CHAN⁴, E. KARANTANIS⁵;

¹Department of Urogynaecology, St George Hosp., Univ. of NSW, NSW, Australia, ²Department of Obstetrics and Gynaecology, Prince of Wales Hosp., The Chinese Univ. of Hong Kong, Shatin, Hong Kong, Hong Kong, ³School of Public Health and Community Medicine, Univ. of New South Wales, NSW, Australia, ⁴Chinese Univ. of Hong Kong, Shatin, Hong Kong, ⁵Department of Urogynaecology, St George Hosp., Univ. of New South Wales, NSW, Australia.

178

CYSTODISTENSION AS A TREATMENT FOR OVERACTIVE BLADDER - RESULTS OF AN RCT

A. BALACHANDRAN¹, N. L. CURTISS², J. DUCKETT³;

¹Obstetrics and Gynaecology, Medway NHS Fndn. Trust, Kent, United Kingdom, ²Medway NHS Foundation Trust, Medway NHS Fndn. Trust, Kent, United Kingdom, ³Obstetrics and Gynaecology, Medway NHS Fndn. trust, Gillingham, United Kingdom.

10:15 a.m. - 10:30 a.m.

Coffee Break

East Meeting Room 13



10:30 a.m. - 11:30 a.m.

Video Session

East Meeting Room 13

10:30 a.m. - 10:50 a.m.

Redo Colposuspension

Dudley Robinson (United Kingdom)

10:50 a.m. - 11:10 a.m.

Fascial Sling

Geoffrey Cundiff (Canada)

11:10 a.m. - 11:30 a.m.

MUS Complications

G. Willy Davila (USA)

11:30 a.m. - 12:30 p.m.

Lunch + Presentation on Global Health

East Meeting Room 13

11:45 a.m. - 12:15 p.m.

Preparing to be Unprepared: Pre- and Post-departure Considerations in Global Health

Chi Chiung Grace Chen (USA)

12:30 p.m. - 02:30 p.m.

Group 1 - Didactics

East Meeting Room 13

12:30 p.m. - 01:10 p.m.

Anatomy and Pathophysiology of Stress Urinary Incontinence

Oliver Daly (Australia)

01:10 p.m. - 01:50 p.m.

Diagnosis and Pre-Operative Assessment of Incontinence

Roxana Geoffrion (Canada)

01:50 p.m. - 02:30 p.m.

Post-Operative Care and Complications

Catherine Matthews (USA)

12:30 p.m. - 02:30 p.m.

Group 2 - Stations

East Meeting Room 8

12:30 p.m. - 02:30 p.m.

Retropubic MUS

12:30 p.m. - 02:30 p.m.

Transobturator MUS

12:30 p.m. - 02:30 p.m.

Single Incision/Burch/Rectus Fascial Sling

12:30 p.m. - 02:30 p.m.

Fundamentals of Cystoscopy

02:30 p.m. - 02:45 p.m.

Switch / Coffee Break

East Meeting Room 13

02:45 p.m. - 04:45 p.m.

Group 1 - Stations

East Meeting Room 8

02:45 p.m. - 04:45 p.m.

Retropubic MUS

02:45 p.m. - 04:45 p.m.

Transobturator MUS

02:45 p.m. - 04:45 p.m.

Single Incision/Burch/Rectus Fascial Sling

02:45 p.m. - 04:45 p.m.

Fundamentals of Cystoscopy

02:45 p.m. - 04:45 p.m.

Group 2 - Didactics

East Meeting Room 13

02:45 p.m. - 03:25 p.m.

Anatomy and Pathophysiology of Stress Urinary



Incontinence

Oliver Daly (Australia)

03:25 p.m. - 04:05 p.m.

Diagnosis and Pre-Operative Assessment of Incontinence

Roxana Geoffrion (Canada)

04:05 p.m. - 04:45 p.m.

Post-Operative Care and Complications

Catherine Matthews (USA)

04:45 p.m. - 05:00 p.m.

Meet the IUJ Editors-in-Chief

East Meeting Room 13

05:00 p.m. - 06:00 p.m.

Fellows' Reception

South Foyer

CANADIAN SOCIETY OF PELVIC MEDICINE (CSPM)

09:00 a.m. - 09:05 a.m.

Welcome and Origin of CSURPS (now CSPM)

East Meeting Room 11

Harold Drutz (Canada)

09:05 a.m. - 09:10 a.m.

CSPM then and now: The Development of an Independent Non-profit Organization

East Meeting Room 11

Marie-Andrée Harvey (Canada)

09:10 a.m. - 09:15 a.m.

Western Society of Pelvic Medicine (WSPM) Origin and Current Position

East Meeting Room 11

Colin Birch (Canada)

09:15 a.m. - 09:20 a.m.

Eastern Society of Pelvic Medicine (ESPM) Origin and Current Position

East Meeting Room 11

Jens-Erik Walter (Canada)

09:20 a.m. - 09:50 a.m.

CSPM Business Meeting

East Meeting Room 11

Process of Integration of WSPM, ESPM with CSPM

Nominations and Election of Board for 2018-2020

Approval of By-Laws

Annual Meetings and Membership Dues

09:50 a.m. - 10:10 a.m.

Coffee Break

East Meeting Room 11

10:10 a.m. - 11:30 a.m.

Business Meeting continued

East Meeting Room 11

Standing Committees - Research and Development - Educational

National Office - Administrative Support - Banking

11:30 a.m. - 12:00 p.m.

Scientific Presentations

East Meeting Room 11

3 Scientific Presentations



LIVE SURGERY SESSION IN FRESH CADAVERS

01:00 p.m. - 06:00 p.m.

Panel

East Meeting Room 1-3

Annette Epp (Canada), Stephen Jeffery (South Africa), Catherine Matthews (USA) & Bob Shull (USA)

01:00 p.m. - 06:00 p.m.

Laparoscopic Sacral Hysteropexy

East Meeting Room 1-3

Moderators: Colin Birch (Canada) & David Quinlan (Canada)

| Magnus Murphy (Canada)

01:00 p.m. - 06:00 p.m.

Vaginal Uterosacral Suspension

East Meeting Room 1-3

Moderators: Colin Birch (Canada) & David Quinlan (Canada)

| John Gebhart (USA)

IBERO-AMERICAN MEETING

01:00 p.m. - 01:15 p.m.

Opening

East Meeting Room 12

| Jorge M. Haddad (Brazil)

01:15 p.m. - 02:50 p.m.

Pelvic Floor Dysfunction Treatment – Where are we in:

East Meeting Room 12

Moderators: Teresa Mascarenhas (Portugal) & Marair Sartori (Brazil)

| 01:15 p.m. - 01:30 p.m.

Refractory Overactive Bladder

| Jorge Garcia (Colombia)

01:30 p.m. - 01:45 p.m.

Painful Bladder Syndrome

| Leonardo Bezerra (Brazil)

01:45 p.m. - 02:00 p.m.

Recurrent Urinary Infection

| Susan Contreras (Paraguay)

02:00 p.m. - 02:15 p.m.

Laparoscopic Approach for Genital Prolapse

| Carlos Rondini (Chile)

02:15 p.m. - 02:30 p.m.

Physiotherapy in Postoperative Dyspareunia

| Maura Seleme (Brazil)

02:30 p.m. - 02:50 p.m.

Discussion

02:50 p.m. - 03:30 p.m.

Urogynecology Afecciones Guidelines from LATAM countries?

East Meeting Room 12

Discussion – Is it possible to establish LATAM Guidelines?

Jorge M. Haddad (Brazil), Rodrigo Aquino Castro (Brazil) & Enrique Ubetazzi (Argentina)

03:30 p.m. - 03:50 p.m.

Coffee Break

East Meeting Room 12

03:50 p.m. - 04:15 p.m.

Terminology IUGA/ICS - Translation into Spanish

East Meeting Room 12

Moderators: Jorge M. Haddad (Brazil) & Martha Medina (Peru)

03:50 p.m. - 04:05 p.m.

| Javier Pizarro Berdichevsky (Chile)



04:05 p.m. - 04:15 p.m.

Discussion

04:15 p.m. - 04:40 p.m.

LATAM Database

📍 East Meeting Room 12

👤 Moderators: Maria Bortolini (Brazil) &
Jorge M. Haddad (Brazil)

04:15 p.m. - 04:30 p.m.

👤 Luiz Gustavo Brito (Brazil)

04:30 p.m. - 04:40 p.m.

Discussion

04:40 p.m. - 05:10 p.m.

Edited videos of different surgeries and follow up at least 6 months after the procedures - Miccional Dysfunction and Pudendal Pain

📍 East Meeting Room 12

👤 Moderators: Rodrigo Aquino Castro (Brazil) &
Enrique Ubertazzi (Argentina)

04:40 p.m. - 04:48 p.m.

Vesical Extrophy and Genital Propalse Treatment

👤 Hector Soderini (Argentina)

04:48 p.m. - 04:56 p.m.

Vesico-vaginal Fistula - Surgical Treatment

👤 Jorge M. Haddad (Brazil)

04:56 p.m. - 05:04 p.m.

Pudendal Pain - Laparoscopic Treatment

👤 Nucelio Lemos (Canada)

05:04 p.m. - 05:15 p.m.

Discussion

05:10 p.m. - 05:50 p.m.

Edited videos of different surgeries and follow up at least 6 months after the procedures - Genital Prolapse

📍 East Meeting Room 12

👤 Moderators: Zsuzsanna Jarmy-di-Bella (Brazil) &
Javier Pizarro Berdichevsky (Chile)

05:15 p.m. - 05:22 p.m.

Laparoscopic Colposacropexy

👤 Carlos Diaz (Colombia)

05:22 p.m. - 05:30 p.m.

Vaginal Sling for Apical and Anterior Prolapse

👤 Enrique Ubertazzi (Argentina)

05:30 p.m. - 05:38 p.m.

Laparoscopic Hysteropexy

👤 Carlos Rondini (Chile)

05:38 p.m. - 05:50 p.m.

Discussion

05:50 p.m. - 06:00 p.m.

Closing and Remarks

📍 East Meeting Room 12

👤 Moderator: Jorge M. Haddad (Brazil)

PAN-ASIAN MEETING

01:00 p.m. - 01:05 p.m.

Opening Address by Organizing Chair

📍 East Meeting Room 11

👤 Tsia-Shu Lo (Taiwan)

01:05 p.m. - 01:20 p.m.

Welcome Address by the President of IUGA

📍 East Meeting Room 11

👤 Lynsey Hayward (New Zealand)

01:20 p.m. - 03:30 p.m.

Overview of Surgical Trends on POP in Asia

📍 East Meeting Room 11

👤 Moderators: Roy Ng (Singapore), Masayasu Koyama (Japan) & Kuan-Hui Huang (Taiwan)



China

Lan Zhu (China)

Hong Kong

Symphorosa Chan Shing Chee (Hong Kong)

India

Aparna Hegde (India)

Indonesia

Fernandi Moegni (Indonesia)

Japan

Jimmy Nomura (Japan)

Jordan

Rami Ibrahim (Jordan)

Malaysia

Pei Shan Lim (Malaysia)

Philippines

Lisa T. Prodigalidad (Philippines)

Singapore

Han How Chuan (Singapore)

Taiwan

Cheng-Yu Long (Taiwan)

Thailand

Suvit Bunyavejchevin (Thailand)

Summary

Tsia-Shu Lo (Taiwan)

03:30 p.m. - 03:50 p.m.

Coffee/Tea Break

East Meeting Room 11

03:50 p.m. - 04:45 p.m.

Lecture –The Masterpiece of Prolapse Surgery Emanating and Touching Asia (EBM based)

East Meeting Room 11

Moderators: Kumar Siva (Malaysia), Symphorosa Chan Shing Chee (Hong Kong) & Man-Jung Hung (Taiwan)

03:50 p.m. - 04:00 p.m.

Native Tissue Surgery of Asia

Masayasu Koyama (Japan)

04:00 p.m. - 04:10 p.m.

TVM of Asia

Lan Zhu (China)

04:10 p.m. - 04:20 p.m.

Colposacropexy: Open, L'scopy & Robotic at Asia

Fei-Chi Chuang (Taiwan)

04:20 p.m. - 04:30 p.m.

Basic Research on POP in Asia

Sandy Chua (Philippines) & Yi-Hao Lin (Taiwan)

04:30 p.m. - 04:45 p.m.

Q&A

04:45 p.m. - 05:45 p.m.

Stump the Expert

East Meeting Room 11

Moderators: Han How Chuan (Singapore), Suvit Bunyavejchevin (Thailand) & Ting-Wen Huang (Japan)

Case 1

Harvard Lin (Singapore), Kai Lyn Ng (Singapore) & Roy Ng (Singapore)

Case 2

Hun-Shan Pan (Taiwan)



Panellist

Sayeba Akhter (Bangladesh), Azami Azinar (Indonesia), Symphorosa Chan Shing Chee (Hong Kong), Rachel Yau Kar Cheung (Hong Kong), Orawee Chintanakarn (Thailand), Masayasu Koyama (Japan), Pei Shan Lim (Malaysia), Cheng-Yu Long (Taiwan), Vineet Mishra (India), Rajamaheswari Natarajan (India), Roy Ng (Singapore) & Lisa T. Prodigalidad (Philippines) & Lan Zhu (China)

05:45 p.m. - 06:00 p.m.

Closing Remarks & Photo

East Meeting Room 11

SIG MEETINGS

06:00 p.m. - 07:30 p.m.

Cosmetic Urogynecology Special Interest Group (SIG)

Meeting

East Meeting Room 14

Moderators: Robert Moore (USA) & Jack Pardo (Chile)

Welcoming: Cosmetic Gynecology World Overview

Jack Pardo (Chile)

Development of Aesthetic Gynecology in Russia

Inna Apolikhina (Russia)

Genital Cosmetic Laser Procedure

Samantha Condé (Brazil)

Intraurethral Laser in Treatment of USI

Adrian Gaspar (Argentina)

What we have reached and performed in Fatmawati General Hospital-Indonesia

Fadli Amran (Indonesia) & Shirley Anggraini (Indonesia)

My practice as urogynecologist when I add Cosmetic Gynecology

Oseka Onuma (Australia)

Discussion

Election of New Board

06:00 p.m. - 07:30 p.m.

Laparoscopic Surgery Special Interest Group (SIG)

Meeting

East Meeting Room 11

Moderators: Bruno Deval (France) & Robert Moore (USA)

How do we prevent re and post operative morbidity during LSC and LS?

Chris Maher (Australia)

How do we realize a laparoscopic low anterior ventral rectopexy? (Video)

Abdalla Fayyad (United Kingdom)

How do we realize a laparoscopic hysteropexy? (Video)

Salma I. Kayani (United Kingdom)

How do we realize a laparoscopic sacral colpopexy? (Video)

Marie Paraiso (USA)

How do we manage pre operative injuries during LSC and LHC? (Video)

Kazuaki Yoshimura (Japan)

How do we realize a laparoscopic treatment of an anterior prolapse? (Video)

Christian Phillips (United Kingdom)

How do we realize a laparoscopic treatment of a posterior prolapse? (Video)

Jorge M. Haddad (Brazil) & Leonardo Bezerra (Brazil)

How do we realize an hysterectomy during laparoscopy sacral-hysteropexy? (Video)

Stephen Jeffery (South Africa)

Alternative technics to LSC and LHS



How do we realize laparoscopic native tissue repair for pelvic organ prolaps? (Video)

Albert De Decker (New Zealand)

How do we realize laparoscopic pectopexy? (Video)

Gunther Noé (Germany)

How do we realize Kapandji or Duboisson technic? (Video)

Nikolaus Veit-Rubin (Austria)

Conclusion

Robert Moore (USA)

06:00 p.m. - 07:30 p.m.

Neuro-Urogynecology and Urogenital Pain Special Interest Group (SIG) Meeting

East Meeting Room 12

Moderator: Sohier Elneil (United Kingdom)

Apologies

Sohier Elneil (United Kingdom)

Review of Minutes IUGA 2016

Neuromodulation - Presentation: Update of Neuromodulation in UG

Kevin Benson (USA) & Ian Tucker (Australia)

Chronic Pelvic Pain - Presentation: Update of Chronic Pelvic Pain in UG

Vani Dandolu (USA) & Keng Jin Ng (United Kingdom)

Training Updates - Presentation: Integrating Neuro-urogynecology into the IUGA Academy

Alex Digesu (United Kingdom)

Working Group Breakout Sessions and Report Generation

Presentations of Working Group

Future of SIG

AOB

06:00 p.m. - 07:30 p.m.

Pelvic Floor Imaging Special Interest Group (SIG) Meeting

East Meeting Room 8

Moderator: Hans Peter Dietz (Australia)

Welcome

The IUGA Pelvic Floor Ultrasound Cookbook? Where is it at?

Translations and same for Endorectal and Endovaginal US

Training Modules

Other Revenue-generating Activities: Textbook, Palpation Model

AIUM/ IUGA Standardisation Document

Patient Leaflet

Close

06:00 p.m. - 07:30 p.m.

Pelvic Floor Rehabilitation Special Interest Group (SIG) Meeting

East Meeting Room 13

Moderator: Bary Berghmans (The Netherlands)

Introduction - Special Interest Group Pelvic Floor Rehabilitation Developments

Report of the Members of the IUGA Committees

IUGA Website PFR Page , IUGA Newsletter

Goals of IUGA SIG PFR - What has been achieved since



Cape Town

Report of the IUGA Pelvic Physiotherapy Ambassadors

Decisions and action points of the Special Interest Group

Any other matter of concern

Questions

Closing Remarks

Title for a publication: The International Consensus on Peripartum Perineal Care.

Challenges with differing national recommendations

06:00 p.m. - 07:30 p.m.

Nursing Special Interest Group (SIG) Founding Meeting

East Meeting Room 15

06:00 p.m. - 07:30 p.m.

Obstetric Pelvic Floor Trauma Special Interest Group (SIG) Meeting

East Meeting Room 9

Moderator: Katariina Laine (Norway)

Welcome

Katariina Laine (Norway)

Introduction of the attending members

Discussions - Main goals for the group and priority of the activities

The International Consensus on Peripartum Perineal Care Communication with relevant associations.

There are many groups and associations managing women's health, and we should establish contact with these; FIGO, WHO, IUGA, ICM, RCOG, RCM, ACOG?

Create/develop and publish a suggestion for a standardization, recommendation or a guideline.

Many guidelines already exist, most national associations have one. In stead of a new guideline, an expert statement based on existing evidence was suggested. We suggest President Freeman to contact FIGO - Intra- and postpartum care.



SCHEDULE AT A GLANCE

PAGE 1/2

	Location	Page
08:00 a.m. - 12:00 p.m. - Workshops		
WS#1 – Hands-On Workshop on Diagnosis and Repair of 3rd /4th Degree Obstetric Tears	East Meeting Room 3	28
WS#2 – Laparoscopic Sacrocolpopexy: Hands-on Training by the Experts	East Meeting Room 12	28
WS#3 – Perineal Trauma: Prevention, Evaluation, Education and Repair of Obstetric Perineal Trauma	East Meeting Room 9	28
WS#4 – Abdominal and Pelvic Pain Syndromes: Will we ever find a solution?	East Meeting Room 13	28
WS#5 – Comprehensive Pelvic Floor Ultrasonography: Transperineal, Endovaginal, Endoanal Imaging	East Meeting Room 1	28
WS#6 – Cosmetic Gynecology for The Urogynecologist	East Meeting Room 8	29
WS#7 – Recent Advances in Regenerative Medicine in Pelvic Floor	East Meeting Room 15	29
WS#8 – Interactive Workshop on Complications in Urogynaecological Surgery- Practical and Training Perspectives	East Meeting Room 16	29
WS#9 – Advanced Urodynamic Assessment	East Meeting Room 17	29
WS#10 – Accidental Bowel Leakage: From Delivery Room to the Nursing Home, a Case-Based Treatment Guide	East Meeting Room 11	30
WS#11 – Optimising Outcomes from Surgical Management of the Older Patient with Frailty/Multimorbidity	East Meeting Room 19	30
WS#12 – Surgical Anatomy of the Female Pelvis & How it Relates to Pelvic Reconstructive Surgery	East Meeting Room 18	30
WS#13 – Interdisciplinary Treatment of Pelvic Floor Muscle Spasm Pain: A Medical and Physical Therapy Perspective	East Meeting Room 2	30
01:00 p.m. - 03:00 p.m. - Workshops		
WS#24 – Practical Aspects of Managing and Preventing Urinary Tract Infections	East Meeting Room 16	31
WS#25 – Interdisciplinary Management of Women with Provoked Vestibulodynia	East Meeting Room 17	31
WS#26 – To Mesh or not to Mesh: Vaginal Surgery for Apical Prolapse	East Meeting Room 19	31



SCHEDULE AT A GLANCE

PAGE 2/2

	Location	Page
01:00 p.m. - 05:00 p.m. - Workshops		
WS#14 – Laparoscopic Sacrocolpopexy: Hands-on Training by the Experts	East Meeting Room 12	31
WS#15 – Educational Clay Workshop for Pelvic Anatomy	East Meeting Room 9	32
WS#16 – The Overactive Pelvic Floor	East Meeting Room 13	32
WS#17 – Pelvic Floor Ultrasound Imaging	East Meeting Room 1	32
WS#18 – Innovative Pelvic Floor Rehabilitation: ‘Peripartum women knocking’ the Door-to-Door concept	East Meeting Room 2	32
WS#19 – Vaginal Laser Applications in Urogynecology	East Meeting Room 8	33
WS#20 – Research & Development: A Workshop for Early Career Researchers	East Meeting Room 6	33
WS#21 – Complications of SUI and POP Surgery: Prevention and Management—A Review from Both Urology and Gynecology	East Meeting Room 11	33
WS#22 – The Management of Refractory OAB	East Meeting Room 18	33
WS#31 - Hands on Urodynamic Course	East Meeting Room 15	33
PROTECT – Train the Trainer Program	East Meeting Room 3	34
03:30 p.m. - 05:30 p.m. - Workshops		
WS#27 – Vaginal Pessaries: Modern Re-Emergence for Pelvic Organ Prolapse and Urinary Incontinence	East Meeting Room 14	34
WS#29 – Vaginal Apical Support Procedures (Native Tissue) -Surgical Technique	East Meeting Room 16	34
WS#30 – Better Results of Anti-incontinence Surgery – How to use Introital Pelvic Floor Ultrasound Transvaginal Probe	East Meeting Room 17	34
05:30 p.m. - 07:30 p.m. Welcome Reception	East Exhibition Hall B	34



WORKSHOPS - MORNING

08:00 a.m. - 12:00 p.m.

WS#1 – Hands-On Workshop on Diagnosis and Repair of 3rd /4th Degree Obstetric Tears

Location: East Meeting Room 3

Co-Chairs: Abdul Sultan (United Kingdom) & Raneer Thakar (United Kingdom)

Hands-On

Faculty: Aswini Balachandran (United Kingdom) & Farah Lone (United Kingdom)

At the conclusion of this workshop, the participant will be able to:

- » Understand the anatomy and physiology of the anal sphincter
- » Learn how to identify, repair and manage primary obstetric anal sphincter injuries (OASIS)
- » Learn the technique and interpretation of endoanal ultrasound

08:00 a.m. - 12:00 p.m.

WS#2 – Laparoscopic Sacrocolpopexy: Hands-on Training by the Experts

Location: East Meeting Room 12

Co-Chairs: Stephen Jeffery (South Africa) & Robert Moore (USA)

Hands-On

Faculty: Geoffrey Cundiff (Canada), Bruno Deval (France), John Miklos (USA) & Christian Phillips (United Kingdom)

At the conclusion of this workshop, the participant will be able to:

- » Understand surgical anatomy of laparoscopic sacrocolpopexy to enhance a safe technique and avoid complications
- » Have a detailed knowledge of the technique as detailed by the expert faculty
- » Learn how to complete LSC safely and efficiently.

08:00 a.m. - 12:00 p.m.

WS#3 – Perineal Trauma: Prevention, Evaluation, Education and Repair of Obstetric Perineal Trauma

Location: East Meeting Room 9

Co-Chairs: Vladimir Kalis (Czech Republic) & Katariina Laine (Norway)

Hands-On

Faculty: Jan Willem de Leeuw (The Netherlands) & Renaud de Tayrac (France)

At the conclusion of this workshop, the participant will be able to:

- » Execute manual perineal protection effectively
- » Know whether or not to perform episiotomy and which way
- » Perform transperineal ultrasound and diagnose anal sphincter and its trauma

08:00 a.m. - 12:00 p.m.

WS#4 – Abdominal and Pelvic Pain Syndromes: Will we ever find a solution?

Location: East Meeting Room 13

Co-Chairs: Vani Dandolu (USA), Alex Digesu (United Kingdom) & Keng Jin Ng (United Kingdom)

Interactive Seminar

Faculty: Maura Seleme (Brazil)

At the conclusion of this workshop, the participant will be able to:

- » Understand the concept of pain mechanisms
- » Comprehend the classification of pain syndromes
- » Evaluate the evidence for chronic pain therapies

08:00 a.m. - 12:00 p.m.

WS#5 – Comprehensive Pelvic Floor Ultrasonography: Transperineal, Endovaginal, Endoanal Imaging

Location: East Meeting Room 1

Chair: S. Abbas Shobeiri (USA)

Hands-On

Faculty: Aparna Hegde (India), Lieschen H. Quiroz (USA) & Andrea C. Santiago (Philippines)



At the conclusion of this workshop, the participant will be able to:

- » Understand how to perform 2D transperineal, 3D endovaginal and 3D endoanal ultrasound
- » Understand how to interpret 2D transperineal, 3D endovaginal and 3D endoanal ultrasound
- » Understand how to use the desktop 3D software to obtain basic measurements

08:00 a.m. - 12:00 p.m.

WS#6 – Cosmetic Gynecology for The Urogynecologist

Location: East Meeting Room 8

Co-Chairs: Robert Moore (USA) & Jack Pardo (Chile)

Interactive Seminar

Faculty: Oscar Aguirre (USA), Adrian Gaspar (Argentina) & John Miklos (USA)

At the conclusion of this workshop, the participant will be able to:

- » Understand the importance of Cosmetic Gynecology in a modern urogynecological practice
- » Learn different procedures and surgeries in cosmetic surgery
- » Combine a surgical cosmetic procedure in a urogynecological surgery.

08:00 a.m. - 12:00 p.m.

WS#7 – Recent Advances in Regenerative Medicine in Pelvic Floor

Location: East Meeting Room 15

Chair: Harold Drutz (Canada)

Interactive Seminar

Faculty: May Alarab (Canada), Margot Damaser (USA), Mark Kibschull (Canada) & Oksana Shynlova (Canada)

At the conclusion of this workshop, the participant will be able to:

- » Share a current view on molecular mechanisms of Pelvic Organ Prolapse development
- » Expand their knowledge about stem cell properties, methods of isolation/propagation, and potentially their worldwide applications in the areas of urogynecology.

- » Learn the existing animal models to examine the effectiveness of SCs for treatment of SUI and POP

08:00 a.m. - 12:00 p.m.

WS#8 – Interactive Workshop on Complications in Urogynaecological Surgery- Practical and Training Perspectives

Location: East Meeting Room 16

Co-Chairs: Peter Dwyer (Australia) & Anna Rosamilia (Australia)

Interactive Seminar

Faculty: Alison De Souza (Australia), Yik Lim (Australia) & Lore Schierlitz (Australia)

At the conclusion of this workshop, the participant will be able to:

- » Understand the anatomical principles for pelvic floor surgery and its complications
- » Learn how to develop safer techniques in pelvic floor surgery
- » Learn practical aspects of managing surgical complications

08:00 a.m. - 12:00 p.m.

WS#9 – Advanced Urodynamic Assessment

Location: East Meeting Room 17

Chair: Swati Jha (United Kingdom)

Interactive Seminar

Faculty: Dudley Robinson (United Kingdom) & Philip Toozs-Hobson (United Kingdom)

At the conclusion of this workshop, the participant will be able to:

- » Understand the principles and physics of urodynamics assessment, and the terminology used in this field.
- » Learn how to write an urodynamics report and some of the pitfalls of interpretation (artefacts).
- » Understand techniques through case-based discussions



08:00 a.m. - 12:00 p.m.

WS#10 – Accidental Bowel Leakage: From Delivery Room to the Nursing Home, a Case-Based Treatment Guide

📍 Location: East Meeting Room 11

👤 Chair: Catherine Matthews (USA)

Interactive Seminar

👤 Faculty: Kimberly Kenton (USA) & Tristi Muir (USA)

At the conclusion of this workshop, the participant will be able to:

- » Identify common risk factors for accidental bowel leakage
- » Demonstrate familiarity with an evidence-based algorithm for fecal incontinence management
- » Appropriately manage complications of obstetric anal sphincter laceration repair

08:00 a.m. - 12:00 p.m.

WS#11 – Optimising Outcomes from Surgical Management of the Older Patient with Frailty/Multimorbidity

📍 Location: East Meeting Room 19

👤 Chair: Adrian Wagg (Canada)

Interactive Seminar

👤 Faculty: William Gibson (Canada) & Kathleen Hunter (Canada)

At the conclusion of this workshop, the participant will be able to:

- » Identify and screen for physical and cognitive frailty in older persons
- » Identify co-existing conditions which might be amenable to pre-operative intervention to achieve best outcomes following surgical treatments for lower urinary tract and pelvic floor dysfunction in frail older women
- » Identify and implement post operative interventions designed to improve outcomes from surgical intervention for lower urinary tract and pelvic floor dysfunction in women

08:00 a.m. - 12:00 p.m.

WS#12 – Surgical Anatomy of the Female Pelvis & How it Relates to Pelvic Reconstructive Surgery

📍 Location: East Meeting Room 18

👤 Co-Chairs: Thomas Aigmueller (Austria) & Wolfgang Umek (Austria)

Hands-On

👤 Faculty: Engelbert Hanzal (Austria), Marianne Koch (Austria) & Daniela Ulrich (Austria)

At the conclusion of this workshop, the participant will be able to:

- » Understand the topographic anatomy of the female pelvis
- » Identify specific landmarks for vaginal reconstructive pelvic floor surgery
- » Apply the anatomic knowledge to vaginal surgical procedures like vaginal hysterectomy, colporrhaphy, sacrospinous ligament fixation, culdoplasty, high-uterosacral-ligament-fixation

08:00 a.m. - 12:00 p.m.

WS#13 – Interdisciplinary Treatment of Pelvic Floor Muscle Spasm Pain: A Medical and Physical Therapy Perspective

📍 Location: East Meeting Room 2

👤 Chair: Carina Siracusa (USA)

Interactive Seminar

👤 Faculty: Roxana Geoffrion (Canada)

At the conclusion of this workshop, the participant will be able to:

- » Learn the pelvic examination for pain from a pelvic physio perspective
- » Understand simple activities, stretching exercises, and lifestyle recommendations that may benefit the patient with pelvic pain
- » Understand medical therapies for pelvic floor muscle spasm



WORKSHOPS - AFTERNOON

01:00 p.m. - 03:00 p.m.

WS#24 – Practical Aspects of Managing and Preventing Urinary Tract Infections

Location: East Meeting Room 16

Chair: Kevin Carlson (Canada)

Interactive Seminar

Faculty: Richard Baverstock (Canada), Duane Hickling (Canada) & Blayne Welk (Canada)

At the conclusion of this workshop, the participant will be able to:

- » Develop an evidence- and best practice-based approach to the prevention of UTI's in pre-menopausal women.
- » Appropriately diagnose and treat UTI's in select challenging patients.
- » Develop strategies for the management and prevention of catheter-associated UTI's.

01:00 p.m. - 03:00 p.m.

WS#25 – Interdisciplinary Management of Women with Provoked Vestibulodynia

Location: East Meeting Room 17

Chair: Claudia Brown (Canada)

Interactive Seminar

Faculty: Rami Nijar (Canada), Marie-Josée Lord (Canada) & Leslie Sadownik (Canada)

At the conclusion of this workshop, the participant will be able to:

- » Define provoked vestibulodynia and identify the presentation and symptomatology inherent in this common form of dyspareunia
- » Understand the medical, psychological and physiotherapeutic aspects of a comprehensive biopsychosocial approach to provoked vestibulodynia
- » Recognize the value of the interdisciplinary approach in the management of genito-pelvic pain/penetration disorders

01:00 p.m. - 03:00 p.m.

WS#26 – To Mesh or not to Mesh: Vaginal Surgery for Apical Prolapse

Location: East Meeting Room 19

Co-Chairs: Roxana Geoffrion (Canada) & Maryse Larouche (Canada)

Interactive Seminar

At the conclusion of this workshop, the participant will be able to:

- » Understand evidence behind vaginal mesh kits and self-tailored mesh currently in use for the treatment of apical prolapse
- » Understand vaginal surgical reconstructive approaches using sutures for the treatment of apical prolapse
- » Understand the role of various surgeries in cases of recurrent pelvic apical prolapse

01:00 p.m. - 05:00 p.m.

WS#14 – Laparoscopic Sacrocolpopexy: Hands-on Training by the Experts

Location: East Meeting Room 12

Co-Chairs: Stephen Jeffery (South Africa) & Robert Moore (USA)

Hands-On

Faculty: Geoffrey Cundiff (Canada), Bruno Deval (France), John Miklos (USA) & Christian Phillips (United Kingdom)

At the conclusion of this workshop, the participant will be able to:

- » Understand surgical anatomy of laparoscopic sacrocolpopexy to enhance a safe technique and avoid complications
- » Have a detailed knowledge of the technique as detailed by the expert faculty
- » Learn understand how to complete LSC safely and efficiently.



01:00 p.m. - 05:00 p.m.

WS#15 – Educational Clay Workshop for Pelvic Anatomy

📍 Location: East Meeting Room 9

👤 Chair: Deborah Myers (USA)

Hands-On

👤 Faculty: Vivian Aguilar (USA), Oliver Daly (Australia), Holly Richter (USA), Rebecca Rogers (USA), Vivian Sung (USA) & Blair Washington (USA)

At the conclusion of this workshop, the participant will be able to:

- » Describe the bony landmarks and musculature of pelvis
- » Describe the pertinent ligaments of the pelvis used in reconstructive surgery
- » Describe the path and function of the sciatic, obturator, and pudendal nerve

01:00 p.m. - 05:00 p.m.

WS#16 – The Overactive Pelvic Floor

📍 Location: East Meeting Room 13

👤 Chair: Anna Padoa (Israel)

Interactive Seminar

👤 Faculty: Debbie Cohen (USA), Linda McLean (Canada), Amy Stein (USA) & Carolyn Vandyken (Canada)

At the conclusion of this workshop, the participant will be able to:

- » Understand the definition, etiology and pathophysiology of non-relaxing pelvic floor muscle tone
- » Manage evaluation of patients with OPF with a multidisciplinary approach
- » Plan a treatment strategy for pelvic floor overactivity and common related urogynecologic conditions

01:00 p.m. - 05:00 p.m.

WS#17 – Pelvic Floor Ultrasound Imaging

📍 Location: East Meeting Room 1

👤 Co-Chairs: Hans Peter Dietz (Australia) & Ka Lai Shek (Australia)

Interactive Seminar

👤 Faculty: Kamil Svabik (Czech Republic) & Vivien Wong (Australia)

At the conclusion of this workshop, the participant will be able to:

- » Understand the basic methodology and clinical uses of pelvic floor ultrasound imaging, both 2D and 3D/4D ultrasound technology
- » Assess pelvic floor trauma, in particular levator ani trauma and anal sphincter tears
- » Use ultrasound imaging in the investigation and treatment of pelvic organ prolapse

01:00 p.m. - 05:00 p.m.

WS#18 – Innovative Pelvic Floor Rehabilitation:

‘Peripartum women knocking’ the Door-to-Door concept

📍 Location: East Meeting Room 2

👤 Chair: Bary Berghmans (The Netherlands)

Interactive Seminar

👤 Faculty: Alex Digesu (United Kingdom), Hege Holmo Johannessen (Norway), Barry O'Reilly (Ireland), Maura Seleme (Brazil) & Steven Swift (USA)

At the conclusion of this workshop, the participant will be able to:

- » Understand the significance and structure of the different health care providers' (medical doctors, pelvic physiotherapists, midwives) assessment like history-taking, exam, classification, analysis & evaluation of the pelvic floor in antenatal and post-partum women
- » Discuss and understand the level of evidence for the need of prevention and treatment of pelvic floor dysfunctions in peripartum women
- » Discuss and understand the influence of vaginal delivery on development of pelvic floor dysfunctions in peripartum women



01:00 p.m. - 05:00 p.m.

WS#19 – Vaginal Laser Applications in Urogynecology

Location: East Meeting Room 8

Chair: Menachem Alcalay (Israel)

Interactive Seminar

Faculty: Ivan Fistonic (Croatia), Stefano Salvatore (Italy) & Giuseppe Scibilia (Italy)

At the conclusion of this workshop, the participant will be able to:

- » Understand the physics and biology of vaginal laser applications
- » Understand the possible clinical indications for vaginal laser treatments
- » Understand different protocol regimes and the needed future research

01:00 p.m. - 05:00 p.m.

WS#20 – Research & Development: A Workshop for Early Career Researchers

Location: East Meeting Room 6

Chair: Kaven Baessler (Germany)

Interactive Seminar

Faculty: Wael Agur (United Kingdom), Tony Bazi (Lebanon), Debjyoti Karmakar (Australia) & Veronica Mallett (USA)

At the conclusion of this workshop, the participant will be able to:

- » Develop an appropriate study design for a research questions
- » Select relevant and appropriate outcome measures
- » Perform a sample size estimation and appropriate statistical tests

01:00 p.m. - 05:00 p.m.

WS#21 – Complications of SUI and POP Surgery: Prevention and Management—A Review from Both Urology and Gynecology

Location: East Meeting Room 11

Chair: Howard Goldman (USA)

Interactive Seminar

Faculty: Catherine Matthews (USA), Javier Pizarro Berdichevsky (Chile) & Sandip Vasavada (USA)

At the conclusion of this workshop, the participant will be able to:

- » Summarize the symptoms and presenting scenarios for common and uncommon complications of urinary incontinence and pelvic prolapse surgery
- » Describe the appropriate work-up and evaluation of these complications
- » Delineate and describe the appropriate choices for intervention for these complications

01:00 p.m. - 05:00 p.m.

WS#22 – The Management of Refractory OAB

Location: East Meeting Room 18

Chair: Linda Cardozo (United Kingdom)

Interactive Seminar

Faculty: Alex Digesu (United Kingdom), Howard Goldman (USA), Angela Rantell (United Kingdom), Dudley Robinson (United Kingdom), Stefano Salvatore (Italy), Philip Tooze-Hobson (United Kingdom) & Ian Tucker (Australia)

01:00 p.m. - 05:00 p.m.

WS#31 - Hands on Urodynamic Course

Location: East Meeting Room 15

Chair: Timothy McKinney (USA)

Hands-On

Faculty: G. Willy Davila (USA), Mikel Gray (USA), Peter Sand (USA) & Lynn Stothers (Canada)

At the conclusion of this workshop, the participant will be able to:

- » Perform a thorough and quality urodynamic test
- » Read and interpret the urodynamic tracing
- » Troubleshoot problems commonly encountered during urodynamics



01:00 p.m. - 05:00 p.m.

PROTECT – Train the Trainer Program

Prerequisites are required to attend / Registration is closed

📍 *Location: East Meeting Room 3*

👤 *Co-Chairs: Abdul Sultan (United Kingdom) &
Ranee Thakar (United Kingdom)*

👤 *Faculty: Jan Willem de Leeuw (The Netherlands) &
Farah Lone (United Kingdom)*

03:30 p.m. - 05:30 p.m.

WS#27 – Vaginal Pessaries: Modern Re-Emergence for Pelvic Organ Prolapse and Urinary Incontinence

📍 *Location: East Meeting Room 14*

👤 *Co-Chairs: Magali Robert (Canada) &
Grace Neustaedter (Canada)*

Interactive Seminar

👤 *Faculty: Christine Johnson (Canada)*

At the conclusion of this workshop, the participant will be able to:

- » Understand how pessaries can be used to effectively treat pelvic organ prolapse (POP) and types of urinary incontinence (UI).
- » Assess and fit women with pessaries and manage the follow up including arising common problems.
- » Address more common issues pertaining to pessary use and organization of practice

03:30 p.m. - 05:30 p.m.

WS#29 – Vaginal Apical Support Procedures (Native Tissue) -Surgical Technique

📍 *Location: East Meeting Room 16*

👤 *Co-Chairs: Geoffrey Cundiff (Canada) &
David Quinlan (Canada)*

Interactive Seminar

👤 *Faculty: Mark Slack (United Kingdom) & Kobus van Rensburg (South Africa)*

At the conclusion of this workshop, the participant will be able to:

- » Understand surgical options and outcome of vaginal

apical support procedures

- » Understand surgical anatomy and techniques of vaginal apical support procedures
- » Recognize and manage surgical complications

03:30 p.m. - 05:30 p.m.

WS#30 – Better Results of Anti-incontinence Surgery – How to use Introital Pelvic Floor Ultrasound Transvaginal Probe

📍 *Location: East Meeting Room 17*

👤 *Chair: Grzegorz Surkont (Poland)*

Interactive Seminar

👤 *Faculty: Andrzej Kuszka (Germany)*

At the conclusion of this workshop, the participant will be able to:

- » Optimize selection of patient and anti-incontinence procedures
- » Improve surgical techniques
- » Practice adequate management of perioperative problems

EVENING

05:30 p.m. - 07:30 p.m.

Welcome Reception

📍 *Location: East Exhibition Hall B*



SCHEDULE AT A GLANCE


PAGE 1/2

	Location	Page
06:30 a.m. - 07:30 a.m. FIUGA Fun Run	Entrance East Building	13
08:30 a.m. - 08:40 a.m. Welcome Comments	East Exhibition Hall A	37
08:40 a.m. - 09:30 a.m. Podium Session 1 - Prolapse	East Exhibition Hall A	37
09:30 a.m. - 10:00 a.m. Presidential Address	East Exhibition Hall A	37
10:00 a.m. - 10:30 a.m. Ulf Ulmsten Lecture	East Exhibition Hall A	37
10:30 a.m. - 11:00 a.m. Coffee Break	East Exhibition Hall B	37
11:00 a.m. - 12:30 p.m. Podium Session 2 - Pregnancy and Childbirth	PARALLEL East Exhibition Hall A	37
11:00 a.m. - 12:30 p.m. Podium Session 3 - Epidemiology	PARALLEL East Ballroom B	38
12:30 p.m. - 02:00 p.m. Lunch	East Exhibition Hall B	39
12:45 p.m. - 01:45 p.m. Educational CME Lunch Symposium	East Ballroom C	39
01:00 p.m. - 01:30 p.m. E-Poster Session 1 - Prolapse	PARALLEL East Exhibition Hall B	39
01:00 p.m. - 01:30 p.m. E-Poster Session 2 - Incontinence Treatment	PARALLEL East Exhibition Hall B	40



SCHEDULE AT A GLANCE

PAGE 2/2

	Location	Page
01:00 p.m. - 01:30 p.m. E-Poster Session 3 - Epidemiology	PARALLEL East Exhibition Hall B	41
01:00 p.m. - 01:30 p.m. E-Poster Session 4 - Basic Science + Surgical Education + Voiding Dysfunction	PARALLEL East Exhibition Hall B	42
02:00 p.m. - 03:00 p.m. Oral Poster Session 1 - Prolapse	PARALLEL East Exhibition Hall A	43
02:00 p.m. - 03:00 p.m. Video Session 1	PARALLEL East Ballroom B	44
02:00 p.m. - 03:00 p.m. Oral Poster Session 2 - Basic Science	PARALLEL East Ballroom A	44
03:00 p.m. - 04:00 p.m. Roundtable: Under the Microscope: A Closer Look at Vaginal & Urinary Microbiome	East Exhibition Hall A	45
04:00 p.m. - 04:30 p.m.  Coffee Break	East Exhibition Hall B	45
04:30 p.m. - 05:30 p.m. Oral Poster Session 3 - Incontinence Assessment	PARALLEL East Exhibition Hall A	45
04:30 p.m. - 05:30 p.m. Oral Poster Session 4 - Imaging and Anatomy	PARALLEL East Ballroom B	46
04:30 p.m. - 05:30 p.m. Oral Poster Session 5 - Laparoscopic and Incontinence Treatment	PARALLEL East Ballroom A	47



06:30 a.m. - 07:30 a.m.

FIUGA Fun Run

Location: Entrance East Building

08:30 a.m. - 08:40 a.m.

Welcome Comments

Location: East Exhibition Hall A

Geoffrey Cundiff (Canada) & Lynsey Hayward (New Zealand)

08:40 a.m. - 09:30 a.m.

Podium Session 1 - Prolapse

Location: East Exhibition Hall A

Moderators: Peter Dwyer (Australia) & Roxana Geoffrion (Canada)

001

FIVE-YEAR OUTCOMES OF UTEROSACRAL LIGAMENT SUSPENSION OR SACROSPINOUS LIGAMENT FIXATION FOR APICAL PELVIC ORGAN PROLAPSE: A RANDOMIZED TRIAL

J. E. JELOVSEK¹, L. BRUBAKER², M. GANTZ³, N. PUGH³, A. C. WEIDNER⁴, H. E. RICHTER⁵, S. MENEFEE⁶, P. NORTON⁷, J. SCHAFER⁸, S. MEIKLE⁹, M. D. BARBER¹⁰;

¹Obstetrics, Gynecology & Women's Health Institute, Cleveland Clinic, Cleveland, OH, ²ObGyn and Urology, Loyola Univ. Chicago Stritch SOM, Maywood, IL, ³RTI Intl., Research Triangle Park, NC, ⁴Duke Univ., Durham, NC, ⁵Univ. of Alabama at Birmingham, Birmingham, AL, ⁶Kaiser, San Diego, CA, ⁷Obstetrics and Gynecology, Univ. of Utah, Salt Lake City, UT, ⁸UT Southwestern, Dallas, TX, ⁹NIH, Bethesda, MD, ¹⁰Cleveland Clinic, Cleveland, OH.

002

RISK FACTORS FOR PROLAPSE RECURRENCE- SYSTEMATIC REVIEW AND META-ANALYSIS

T. FRIEDMAN, G. D. ESLICK, H. DIETZ;
Sydney Med. Sch. Nepean, Sydney, Australia.

003

THE MANCHESTER-FOTHERGILL PROCEDURE VERSUS VAGINAL HYSTERECTOMY IN THE TREATMENT OF UTERINE PROLAPSE: A MATCHED COHORT STUDY

C. KROGSGAARD TOLSTRUP¹, K. HUSBY¹, G. LOSE¹, T. I. KOPP², P. HALL VIBORG², U. S. KESMODEL¹, N. KLARSKOV¹;

¹Department of Obstetrics and Gynecology, Herlev & Gentofte Univ. Hosp., Herlev, Denmark, ²Research Centre for Prevention and Health, Capital Region of Denmark, Glostrup, Denmark.

004

TEMPORAL TRENDS IN PELVIC ORGAN PROLAPSE SURGERY IN CANADA

S. LISONKOVA¹, Q. WEN², M. SANAEI¹, G. M. MURACA¹, R. GEOFFRION³, M. LAROUCHE⁴, G. W. CUNDIFF¹;

¹Obstetrics and Gynaecology, Univ. of British Columbia, Vancouver, Canada, ²Langara Coll., Vancouver, Canada, ³Univ. of British Columbia, Vancouver, Canada, ⁴Obstetrics and Gynaecology, McGill Univ., Montreal, Canada.

032

RECTOPEXY IN COMBINATION WITH A SACROCOLPOPEXY: RESULTS FROM A RANDOMIZED CONTROLLED TRIAL

E. W. HENN¹, D. A. BURGER²;

¹Dept. Obstetrics & Gynaecology, Bloemfontein, South Africa, ²Univ. of Pretoria, Pretoria, South Africa.

09:30 a.m. - 10:00 a.m.

Presidential Address

Location: East Exhibition Hall A

Moderators: Peter Dwyer (Australia) & Roxana Geoffrion (Canada)

Lynsey Hayward (New Zealand)

10:00 a.m. - 10:30 a.m.

Ulf Ulmsten Lecture

Location: East Exhibition Hall A

Moderators: Geoffrey Cundiff (Canada) & Lynsey Hayward (New Zealand)

Physiotherapy for Pelvic Pain and Sexual Dysfunction, an Untapped Resource?

Bary Berghmans (The Netherlands)

10:30 a.m. - 11:00 a.m.

Coffee Break

Location: East Exhibition Hall B

11:00 a.m. - 12:30 p.m.

Podium Session 2 - Pregnancy and Childbirth

Location: East Exhibition Hall A

Moderators: Bob Freeman (United Kingdom) & Raneek Thakar (United Kingdom)



005

OBSTETRIC TRAUMA ASSOCIATED WITH OPERATIVE VAGINAL DELIVERY, BY PELVIC STATION, COMPARED WITH CESAREAN DELIVERY IN THE SECOND STAGE OF LABOUR

G. M. MURACA¹, Y. SABR², S. LISONKOVA¹, A. SKOLL¹, G. W. CUNDIFF¹, K. JOSEPH¹;

¹Univ. of British Columbia, Vancouver, Canada, ²King Saud Univ., Riyadh, Saudi Arabia.

006

IMPLEMENTATION OF A PERINEAL SUPPORT PROGRAM FOR REDUCTION OF OASIS: FIRST RESULTS AND PITFALLS

J. W. DE LEEUW¹, N. KALJOUW², L. DE MEUTTER¹, H. BREMER², H. VAN DONGEN², A. L. MILANI²;

¹Obstetrics and Gynaecology, Ikazia Hosp., Rotterdam, Netherlands, ²Obstetrics and Gynaecology, Reinier de Graaf Groep, locatie Delft, Delft, Netherlands.

007

FACTORS INFLUENCING PATIENT PREFERENCE OF MODE OF DELIVERY FOLLOWING AN OASI

S. JHA, E. LONG;

Urogynaecology, Sheffield Teaching Hosp., Sheffield, United Kingdom.

008

EPISIOTOMY AND SEVERE PERINEAL LACERATION: ASSOCIATED OBSTETRIC AND CARE FACTORS

S. R. FEITOZA¹, C. T. LIMA¹, S. V. AGUIAR¹, A. P. BILHAR², K. L. AUGUSTO³, S. L. DO NASCIMENTO⁴, S. A. KARBAGE¹, E. GONCALVES¹, F. C. DE ALMEIDA¹, L. MATOSO¹, **L. S. BEZERRA¹**;

¹Saúde Materno Infantil, Federal Univ. of Ceara, Fortaleza, Brazil, ²UNIFESP, Fortaleza, Brazil, ³Laparoscopy and Minimally invasive surgery, Maternidade Escola Assis Chateaubriand, Fortaleza, Brazil, ⁴Univ. Federal do Ceará, Fortaleza, Brazil.

009

RISK FACTORS FOR RECURRENT OBSTETRIC ANAL SPHINCTER INJURY: A SYSTEMATIC REVIEW AND META-ANALYSIS

S. JHA, V. PARKER;

Urogynaecology, Sheffield Teaching Hosp., Sheffield, United Kingdom.

010

OBSTRUCTED DEFECATION AND PARITY IN WOMEN WITHOUT ANATOMICAL ABNORMALITIES OF THE ANORECTUM

F. A. SOLAR ALTAMIRANO, T. FRIEDMAN, N. SUBRAMANIAM, H. DIETZ;

Sydney Med. Sch. Nepean, Sydney, Australia.

011

DOES EPISIOTOMY REDUCE THE RISK OF OASIS? MULTIVARIATE LOGISTIC REGRESSION ANALYSIS OF RISK FACTORS FOR OASIS

G. THIAGAMOORTHY¹, A. ALI¹, S. SHARAFUDEEN¹, G. ARAKLITIS², J. E. HUNTER¹, D. ROBINSON¹, L. CARDOZO¹;

¹King's Coll. Hosp., London, United Kingdom, ²Kings Coll. Hosp., London, United Kingdom.

12:10 p.m. - 12:30 p.m.

Mini State of the Art

UR-Choice Risk Management: Can we provide Mothers-to-be with Information about the Risk of Future PFD?

J. Eric Jelovsek (USA)

11:00 a.m. - 12:30 p.m.

Podium Session 3 - Epidemiology

Location: East Ballroom B

Moderators: Paul Riss (Austria) & Lynn Stothers (Canada)

012

URINARY INCONTINENCE IN FEMALE ATHLETES: SYSTEMATIC REVIEW

T. R. LOURENCO¹, P. K. MATSUOKA¹, E. C. BARACAT², J. M. HADDAD³;

¹Univ. of Sao Paulo, Sao Paulo, Brazil, ²Faculdade de Med. da Univ. de São Paulo, São Paulo, Brazil, ³Univ. de Sao Paulo, Sao Paulo, Brazil.

013

THE EFFECT OF BARIATRIC SURGERY ON URINARY INCONTINENCE: A SYSTEMATIC REVIEW AND META-ANALYSIS

B. PURWAR¹, R. CARTWRIGHT², G. CAVALCANTI³, A. DIGESU¹, R. FERNANDO⁴, V. KHULLAR²;

¹Imperial Coll. Hosp. NHS Trust, London, United Kingdom, ²Imperial Coll. London, London, United Kingdom, ³Federal Univ. of Pernambuco, Brazil, ⁴Imperial Coll. Hlth.care NHS Trust, London, United Kingdom.

014

TRIGGERS AND BARRIERS FOR HELP-SEEKING BEHAVIOR AMONG WOMEN WITH URINARY INCONTINENCE: A CROSS-NATIONAL STUDY IN GERMANY AND DENMARK

L. SCHREIBER PEDERSEN¹, G. LOSE¹, M. HOYBYE², M. JUERGENSEN³, A. WALDMANN⁴, M. RUDNICKI⁵;

¹Herlev Gentofte Univ. Hosp., Herlev, Denmark, ²Institute for clinical medicine, Elective surgery center, Silkeborg Hosp., Silkeborg, Denmark, ³Institute for the History of Medicine and Science Studies, Univ. of Luebeck, Luebeck, Germany, ⁴Institute for Social Medicine and Epidemiology, Univ. of Luebeck, Luebeck, Germany, ⁵Dept. of Obstetrics and Gynecology, Odense, Denmark.



015

PREVALENCE AND SEVERITY OF URINARY INCONTINENCE AMONG WOMEN IN DENMARK AND GERMANY: A CROSS NATIONAL SURVEY.

L. SCHREIBER PEDERSEN¹, G. LOSE¹, M. HOYBYE², S. ELSNER³, A. WALDMANN³, M. RUDNICKI⁴;

¹Department of Gynecology and Obstetrics, Herlev Gentofte Univ. Hosp., Herlev, Denmark, ²Institute for clinical medicine, Elective surgery center, Silkeborg Hosp., Silkeborg, Denmark, ³Institute for Social Medicine and Epidemiology, Univ. of Luebeck, Luebeck, Germany, ⁴Department of Obstetrics and Gynecology, Odense Univ. Hosp., Odense, Denmark.

016

PELVIC FLOOR ANATOMY AND FUNCTION 12 MONTHS AFTER VAGINAL DELIVERY

I. URBANKOVA, K. GROHREGIN, M. KRCMAR, J. FEYEREISL, L. KROFTA;

Inst. for the care of mother and child, Prague, Czech Republic.

017

EVALUATION OF URINARY INCONTINENCE OF TWIN PREGNANCIES ACCORDING TO THEIR MODE OF DELIVERY. JUMODA-CP STUDY. RESULTS AT 3 MONTHS POSTPARTUM.

R. DE TAYRAC¹, F. BECHARD¹, C. CASTELLI¹, S. ALONSO¹, E. VINTEJOUX², F. GOFFINET³, V. LETOUZEY⁴, T. SCHMITZ⁵;

¹Caremeau Univ. Hosp., Nîmes, France, ²Arnaud de Villeneuve Univ. Hosp., Montpellier, France, ³Inserm UMR 1153, Obstetrical, Perinatal and Paediatric Epidemiology Res. Team (EPOPé), Ctr. for Epidemiology and Statistics Sorbonne Paris Cité (CRESS), DHU Risks in pregnancy, Paris Descartes Univ., Paris, France, ⁴Caremeau Univ. Hosp., Nîmes, France, ⁵Robert Debre Univ. Hosp., Paris, France.

018

WEIGHT GAIN DURING PREGNANCY IS ASSOCIATED WITH URINARY INCONTINENCE AFTER ONE TO TWO YEARS POSTPARTUM: A SECONDARY ANALYSIS NESTED IN A COHORT STUDY

P. S. MAGNANI¹, **L. BRITO²**, R. C. CAVALLI³, A. A. MOURA-DASILVA⁴, M. A. BARBIERI⁵, H. BETTIOL⁵, A. A. NOGUEIRA⁶;

¹Ginecologia e Obstetrícia, Hosp. das Clínicas da Faculdade de Medic, Ribeirão Preto, Brazil, ²Gynecology and Obstetrics, Univ. of Campinas, Campinas, Brazil, ³Ribeirão Preto Med. Sch., Univ. of Sao P, Brookline, MA, ⁴Public Health, Federal Univ. of Maranhao, Sao Luis, Brazil, ⁵Pediatrics, Ribeirão Preto Med. Sch., Univ. of Sao Paulo, Ribeirão Preto, Brazil, ⁶Ribeirão Preto Med. School: Univ. of, Ribeirão Preto - SP, Brazil.

019

PATTERNS AND COSTS OF HEALTH CARE UTILIZATION BEFORE DURING AND AFTER EXPOSURE TO CRANBERRY FOR THE PREVENTION OF URINARY TRACT INFECTION IN WOMEN; RESULTS FROM A RANDOMIZED CONTROLLED CLINICAL TRIAL

L. STOTHERS¹, M. LEVINE¹, J. BERKOWITZ¹, P. BROWN²;

¹Univ. of British Columbia, Vancouver, Canada, ²British Columbia Inst. of Technology, Vancouver, Canada.

020

TEMPORAL TRENDS AND RISK FACTORS FOR OBSTETRIC ANAL SPHINCTER INJURIES - A RETROSPECTIVE ANALYSIS OF A NATIONAL REGISTER

M. MARSCHALEK¹, C. WORDA¹, L. KUESSEL¹, H. KOELBL², W. OBERAIGNER³, H. LEITNER³, J. MARSCHALEK¹, H. HUSSLEIN⁴;

¹Department of Obstetrics and Gynecology, Med. Univ. of Vienna, Vienna, Austria, ²Dept. of Gen. Gynaecology and Gynaecologic, Vienna, Austria, ³Department of Clinical Epidemiology Tirol Kliniken, Austrian Perinatal Registry, Innsbruck, Austria, ⁴Med. Univ. Vienna, Vienna, Austria.

12:30 p.m. - 02:00 p.m.

Lunch

Location: East Exhibition Hall B

12:45 p.m. - 01:45 p.m.

Educational CME Lunch Symposium

Location: East Ballroom C

01:00 p.m. - 01:30 p.m.

E-Poster Session 1 - Prolapse

Location: East Exhibition Hall B

Moderators: Patrick Campbell (United Kingdom) & Marie Paraiso (USA)

201

SURGICAL OUTCOMES IN APICAL DEFECT REPAIR: COMPARISON OF VAGINAL AND SACROCOLPOPEXY APPROACH

T. RABY¹, J. I. GUTIERREZ², D. LUNA², B. BLUMEL³, D. S. POLHAMMER¹, M. ARELLANO³, R. CUEVAS⁴, S. VIGUERA⁵, J. PIZARRO-BERDICHEVSKY¹;

¹Urogynecology Unit; División Obstetricia y Ginecología, Dr. Sótero del Río Hosp.-Pontificia Univ. Católica de Chile, Santiago, Chile, ²División Obstetricia y Ginecología, Pontificia Univ. Católica de Chile, Santiago, Chile, ³Urogynecology Unit, Dr. Sótero del Río Hosp.-Clínica Santa María, Santiago, Chile, ⁴Urogynecology Unit, Obstetrics and Gynecology Divi, H. Dr. Sotero del Río; Pontificia Univ. Cat, Santiago, Chile, ⁵Pontificia Univ. Católica de Chile, SANTIAGO, Chile.

202

SURGICAL REDUCTION OF THE LEVATOR HIATUS WITH A PUBORECTALIS SLING - A PILOT STUDY

V. WONG¹, K. SHEK², J. DALY³, A. R. KORDA⁴, C. J.



BENNESS⁵, J. M. PARDEY⁶, H. DIETZ¹;

¹Sydney Med. Sch. Nepean, Sydney, Australia, ²O&G, Western Sydney Univ., Liverpool BC, Australia, ³Western Hlth., Kensington, Australia, ⁴Western Sydney Univ., Sydney, Australia, ⁵Urogynaecology, RPAH, Sydney, Australia, ⁶Nepean Hosp., Kingswood, Australia.

203

PREVALENCE OF POSTOPERATIVE URINARY RETENTION AND THE OPTIMAL DURATION OF TRANSURETHRAL URINARY CATHETERIZATION AFTER PELVIC FLOOR SURGERY

A. PETCHAROPAS¹, O. CHINTHAKANAN²;

¹Dept. of OB-GYN Faculty of medicine, Chiang Mai, Chiang Mai, Thailand, ²Obstetrics & Gynecology Department, Ramathibodi Ho, Mahidol Univ., Bangkok, Thailand.

204

DE NOVO POSTOPERATIVE URINARY INCONTINENCE AFTER PELVIC ORGAN PROLAPSE SURGERY

A. UGIANSKIENE, N. KJÆRGAARD, A. LINDQUIST, T. LARSEN, K. GLAVIND;

Aalborg Univ. Hosp., Aalborg, Denmark.

205

REMOVING THE ADNEXA DURING VAGINAL HYSTERECTOMY - WHAT ARE THE CHANCES OF SUCCESS AND SHOULD IT CHANGE THE SURGICAL ROUTE?

K. NG¹, K. NG²;

¹Natl. Univ. Hosp. of Singapore, Singapore, Singapore, ²Natl. Univ. Hosp., Singapore, Singapore, Singapore.

206

OUTCOMES OF PELVIC ORGAN PROLAPSE SURGERY: DOES BMI MATTER?

H. DEVAKUMAR, N. CHANDRASEKARAN, L. MARTIN, G. DAVILA, E. A. HURTADO;

Cleveland Clinic Florida, Weston, FL.

207

PATIENT SATISFACTION WITH A JOINT COLORECTAL AND UROGYNECOLOGY SERVICE

B. D. O'LEARY, G. J. AGNEW, M. FITZPATRICK, A. M. HANLY;
Pelvic Floor Ctr., Dun Laoghaire, Ireland.

208

HOW TO EVALUATE THE "TRUE" BLADDER CONTRACTILITY IN PATIENTS UNDERGOING PELVIC ORGAN PROLAPSE SURGERY?

T. KITTA, Y. KANNO, M. OUCHI, M. TSUKIYAMA, M.

NAKAMURA, K. MORIYA, N. SHINOHARA;

Department of Renal and Genitourinary surgery, Hokkaido Univ. Graduate Sch. of Med., Sapporo, Japan.

209

CAN YOU REALLY JUST GOOGLE IT? THE READABILITY OF WEBSITES DISCUSSING PELVIC FLOOR DYSFUNCTION

H. L. SHEHATA¹, B. GARCIA¹, S. DUTTA², F. LANE³;

¹Department of Obstetrics & Gynecology, Univ. of California, Irvine Sch. of Med., Orange, CA, ²Gynecology & Obstetrics, Univ. of California, Irvine Sch. of Med., Orange, CA, ³UC Irvine, orange, CA.

01:00 p.m. - 01:30 p.m.

E-Poster Session 2 - Incontinence Treatment

Location: East Exhibition Hall B

Moderators: May Sanaee (Canada) &

Huub van der Vaart (The Netherlands)

210

AUTOLOGOUS MUSCLE DERIVED CELLS FOR URINARY SPHINCTER REPAIR TO TREAT WOMEN WITH RECURRENT OR PERSISTENT STRESS URINARY INCONTINENCE AFTER CONTINENCE SURGERY

L. K. CARR¹, L. TU², M. ROBERT³, D. QUINLAN⁴, K. V. CARLSON⁵, S. HERSCHORN¹, M. R. KAUFMAN⁶, K. PETERS⁷, R. J. JANKOWSKI⁸, R. DMOCHOWSKI⁹, M. CHANCELLOR¹⁰;

¹Sunnybrook Hlth.Sci. Ctr., Toronto, Canada, ²Ctr. Hosp.ier Univ.ire de Sherbrooke, Sherbrooke, Canada, ³ob/gyn, Univ. of Calgary, Calgary, Canada, ⁴Univ. of British Columbia, Victoria, Canada, ⁵Southern Alberta Inst. of Urology, Calgary, Canada, ⁶Vanderbilt Univ. Med. Ctr., Nashville, TN, ⁷Beaumont Hlth.System, Royal Oak, MI, ⁸Cook MyoSite, Inc., Pittsburgh, PA, ⁹Vanderbilt, Nashville, TN, ¹⁰Oakland Univ. William Beaumont Sch. of Medi, Royal Oak, PA.

211

FIVE YEAR LONG TERM OUTCOMES AFTER MINIMALLY INVASIVE SINGLE INCISION SLING FOR PRIMARY URODYNAMIC STRESS INCONTINENCE

T. LO¹, Y. LIN², M. YE³, R. K. IBRAHIM⁴, S. T. CHUA⁵;

¹Chang Gung Mem. Hosp., Keelung, Taiwan, ²Obstetrics and gynecology, Chang Gung Mem. Hosp., Tao-Yuan, Taiwan, ³Xiamen Chang Gung Mem. Hosp., Xiamen, China, ⁴Albashir Hosp., Amman, Jordan, ⁵Cebu Velez Gen. Hosp., Cebu City, Philippines.

212

DEBULKING SURGERY FOR FIBROIDS AND THE IMPACT ON BLADDER SYMPTOMS

S. HOULIHAN¹, M. T. HYAKUTAKE², N. A. KOENIG³, T. LEE⁴, R. GEOFFRION³;

¹Univ. of Calgary, Calgary, Canada, ²Univ. of Alberta, Edmonton, Canada, ³Univ. of British Columbia, Vancouver, Canada, ⁴Ctr. for Hlth.Evaluation and Outcome Sci., Vancouver, Canada.



213

IS IT POSSIBLE TO CURE THE SYMPTOMS OF THE OVERACTIVE BLADDER IN WOMEN ?

J. KRHUT¹, A. MARTAN², R. ZACHOVAL³, T. HANUS⁴, L. HORCICKA⁵, K. SVABIK⁶, M. HALASKA⁷;

¹Urology, Univ. Hosp., Ostrava, Czech Republic, ²Dpt. of Obstet. and Gynecol., 1st Faculty of Med., Prague, Czech Republic, ³Dept. of Urology, Thomayer Hosp., Prague, Czech Republic, ⁴Dpt. of Urology, Univ. Hosp., Praha 2, Czech Republic, ⁵GONA s.r.o., Praha, Czech Republic, ⁶Charles Univ. in Prague, Gen. Univ. H, Prague, Czech Republic, ⁷Charles Univ., Prague 8, Czech Republic.

214

POSTERIOR TIBIAL NERVE STIMULATION FOR OVERACTIVE BLADDER IN A NON-TRIAL SITUATION

N. L. CURTISS¹, J. DUCKETT², M. BASU³;

¹London, Dover, United Kingdom, ²Medway NHS Fndn. trust, Gillingham, United Kingdom, ³Medway NHS Fndn. Trust, Gillingham, United Kingdom.

215

WHY DO PATIENTS STOP MEDICATIONS FOR OVERACTIVE BLADDER?

S. IYER¹, R. DARAPANENI², A. M. TRAN³, C. BOTROS⁴, S. LOZO², P. K. SAND⁵, R. GOLDBERG⁶, J. TOMEZSKO¹, A. GAFNI-KANE⁶, S. BOTROS⁷;

¹NorthShore Univ. Hlth. Systems, Skokie, IL, ²Urogynecology, NorthShore Univ. Hlth. Systems, Skokie, IL, ³Univ. of Chicago, NorthShore Univ. Health, Chicago, IL, ⁴Univ. of Chicago-Northshore Univ. Hlth., Skokie, IL, ⁵Univ. of Chicago, Winnetka, IL, ⁶NorthShore Univ. Hlth. System, Skokie, IL, ⁷Northshore Univ. Hlth. system, Chicago, IL.

216

A COST-UTILITY ANALYSIS OF NON-SURGICAL TREATMENTS FOR THE MANAGEMENT OF STRESS URINARY INCONTINENCE IN ADULT WOMEN

A. GARBENS¹, A. N. SIMPSON², N. N. BAXTER¹, R. HANCOCK-HOWARD³, P. C. COYTE³, C. MCDERMOTT²;

¹Univ. of Toronto/St. Michael's Hosp., Toronto, Canada, ²Obstetrics & Gynaecology, Univ. of Toronto/St. Michael's Hosp., Toronto, Canada, ³Univ. of Toronto, Toronto, Canada.

217

INTRASPHERIC INJECTIONS OF AUTOLOGOUS SKELETAL MUSCLE DERIVED CELLS: LONGTERM RESULTS

M. BLAGANJE, D. MRAK, A. LUKANOVIC;

DIVISION OF GYNECOLOGY, UNIVERSITY Med. CENTRE LJUBLJANA, LJUBLJANA, Slovenia.

218

DOES AGE AFFECT THE EFFICACY OF MIRABEGRON IN WOMEN WITH OVERACTIVE BLADDER SYMPTOMS?

A. KHALIL¹, A. BALACHANDRAN², N. L. CURTISS³, J. DUCKETT⁴, M. BASU¹;

¹Medway NHS Fndn. Trust, Gillingham, United Kingdom, ²Medway Maritime Hosp., Kent, United Kingdom, ³London, Dover, United Kingdom, ⁴Medway NHS Fndn. trust, Gillingham, United Kingdom.

01:00 p.m. - 01:30 p.m.

E-Poster Session 3 - Epidemiology

Location: East Exhibition Hall B

Moderators: Kim van Delft (The Netherlands) & Engelbert Hanzal (Austria)

219

A COMMUNITY-BASED EPIDEMIOLOGICAL SURVEY OF LOWER URINARY TRACT SYMPTOMS IN TAIWANESE RESIDENTS AGED 40 YEARS AND ABOVE

S. NG, G. CHEN;

Department of Obstetrics and Gynecology, Chung Shan Med. Univ. Hosp., Taichung, Taiwan.

220

EVALUATION OF ORAL PATIENT INFORMATION VERSUS WRITTEN DOCUMENTS

S. HOUSMANS¹, E. WERBROUCK¹, R. VANSPAUWEN², E. DE CUYPER³, S. GHESQUIERE⁴, G. STUYVEN⁵, A. P. DE DECKER⁶, S. WEYERS⁷, J. A. DEPREST¹;

¹UZ Leuven, Leuven, Belgium, ²AZ Turnhout, Turnhout, Belgium, ³ZOL Genk, Genk, Belgium, ⁴AZ Groeninge, Kortrijk, Belgium, ⁵AZ Herentals, Herentals, Belgium, ⁶European Hosp.s brussels, Brussels, Belgium, ⁷UZ Gent, Gent, Belgium.

221

SOCIOECONOMIC INFERIORITY INTERFERES WITH QUALITY OF LIFE IN PELVIC FLOOR DYSFUNCTION

A. B. ROCHA¹, I. FROTA², C. VASCONCELOS³, J. VASCONCELOS NETO⁴, S. A. KARBAGE⁵, K. L. AUGUSTO⁶, A. P. BILHAR⁷, T. F. MAGALHAES⁸, J. M. HADDAD⁹, L. S. BEZERRA¹⁰;

¹Univ. de São Paulo, Fortaleza, Brazil, ²Hosp. geral de fortaleza, Fortaleza, ³Univ. Federal do Ceará, Fortaleza, Brazil, ⁴Hosp. Geral de Fortaleza, Fortaleza, Brazil, ⁵Univ. Federal do Ceará, Fortaleza - Ceara, Brazil, ⁶Laparoscopy and Minimally invasive surgery, Maternidade Escola Assis Chateaubriand, Fortaleza, Brazil, ⁷UNIFESP, Fortaleza, Brazil, ⁸Univ. Federal do Ceara, Fortaleza, Brazil, ⁹Univ. de Sao Paulo, Sao Paulo, Brazil, ¹⁰Saúde Materno Infantil, Federal Univ. of Ceara, Fortaleza, Brazil.

222

IN HER OWN WORDS: BARRIERS TO ENROLLMENT INTO SURGICAL TRIALS BY SOCIALLY DISADVANTAGED WOMEN: A PRELIMINARY STUDY

D. H. AKINGBA¹, S. ROSE², K. ROARK³;

¹Urogynecology, Wayne State, Detroit, MI, ²OB/GYN, IUPUI, Indianapolis, IN, ³Sociology, Purdue Univ., Lafayette, IN.



223

IMPACT OF PELVIC ORGAN PROLAPSE ON THE SIZE OF UROGENITAL HIATUS - A COMPARATIVE STUDY OF WOMEN WITH AND WITHOUT PROLAPSE

B. PURWAR¹, R. CARTWRIGHT², A. A. FORD³, R. BRAY⁴, N. VEIT-RUBIN², A. DIGESU⁵, R. FERNANDO⁶, V. KHULLAR²;

¹Imperial Coll. Hosp. NHS Trust, London, United Kingdom, ²Imperial Coll. London, London, United Kingdom, ³St. Marys Hosp., London, United Kingdom, ⁴St Marys Hosp., London, United Kingdom, ⁵Imperial Coll. NHS Trust, London, United Kingdom, ⁶Imperial Coll. Hlth.care NHS Trust, London, United Kingdom.

224

PREVALENCE OF URINARY INCONTINENCE IN YOUNG CHILEAN WOMEN

H. CASTRO, F. ROZAS, G. MARTINEZ, M. F. SOTO, C. MANRIQUEZ;

Departamento de Obstetricia y Ginecología, Univ. de Concepcion, Concepcion, Chile.

225

PERFECT SCHEME FOR PELVIC FLOOR FUNCTION EVALUATION AND QUALITY OF LIFE IN POST MENOPAUSE WOMEN

I. FROTA¹, A. B. ROCHA², J. M. HADDAD³, T. F. MAGALHAES⁴, S. A. KARBAGE⁵, K. L. AUGUSTO⁶, A. P. BILHAR⁷, S. L. DO NASCIMENTO⁸, **L. S. BEZERRA⁹**;

¹Hosp. geral de fortaleza, Fortaleza, ²Univ.e de São Paulo, Fortaleza, Brazil, ³Univ.e de Sao Paulo, Sao Paulo, Brazil, ⁴Univ.e Federal do Ceara, Fortaleza, Brazil, ⁵Univ.e Federal do Ceará, Fortaleza - Ceara, Brazil, ⁶Laparoscopy and Minimally invasive surgery, Maternidade Escola Assis Chateaubriand, Fortaleza, Brazil, ⁷UNIFESP, Fortaleza, Brazil, ⁸Univ.e Federal do Ceará, Fortaleza, Brazil, ⁹Saúde Materno Infantil, Federal Univ. of Ceara, Fortaleza, Brazil.

226

CORRELATION BETWEEN SYMPTOM SEVERITY AND BOTHER IN WOMEN WITH LOWER URINARY TRACT SYMPTOMS

A. L. O'BOYLE¹, Z. M. HIRSCH², L. J. POLICASTRO³, J. G. BLAIVAS⁴;

¹Urology, Walter Reed Bethesda, BETHESDA, MD, ²Inst. for Bladder and Prostate Res., New York, NY, ³SUNY Downstate Med. Sch., Brooklyn, NY, ⁴Urology, SUNY Downstate Med. Sch., Brooklyn, NY.

227

ARE FEMALE ADOLESCENTS INFORMED ABOUT AND INTERESTED IN THE PELVIC FLOOR?

H. NEELS¹, W. A. TJALMA², S. DE WACHTER³, J. WYNDAELE⁴, A. VERMANDEL⁵;

¹Faculty of Medicine and Health Sciences, Univ. of Antwerp, Wilrijk, Belgium, ²Faculty of Medicine and Health Sciences, Antwerp Univ. Hosp. - Univ. of Antwerp, Edegem, Belgium, ³Faculty of Medicine and Health Sciences,

Antwerp Univ. Hosp. - Univ. of Antwerp, Edegem, Belgium, ⁴Univ. of Antwerp, Edegem, Belgium, ⁵Faculty of Medicine and Health Sciences, Antwerp Univ. Hosp. - Univ. of Antwerp, Wilrijk, Belgium.

01:00 p.m. - 01:30 p.m.

E-Poster Session 4 - Basic Science + Surgical Education + Voiding Dysfunction

Location: East Exhibition Hall B

Moderators: Vivian Aguilar (USA) & Oliver Daly (Australia)

228

EXPRESSION OF HEPARANASE IN UTEROSACRAL LIGAMENTS OF WOMEN WITH OR WITHOUT UTERINE PROLAPSE

M. BEN ZVI¹, L. SCHREIBER², R. SAGIV¹, J. BAR¹, S. GINATH¹;

¹Obstetrics and Gynecology, Wolfson Med. Ctr., Sackler Faculty of Med., Tel Aviv Univ., Holon, Israel, ²Pathology, Wolfson Med. Ctr., Holon, Israel.

229

USING PRACTICAL AND DYNAMIC MODELS TO TEACH AND PRACTICE PELVIC ORGAN PROLAPSE QUANTIFICATION (POP-Q) EXAM TO RESIDENTS OF GYNECOLOGY

R. B. LIRAZAN, J. AGUINALDO, L. T. PRODIGALIDAD;

Univ. of The Philippines - Philippine Gen. Hosp., Manila, Philippines.

230

THE INFLUENCE OF DULOXETINE ON DETRUSOR OVERACTIVITY INDUCED BY DEPRESSION

A. A. WROBEL¹, E. RECHBERGER², **T. RECHBERGER³**, K. A. SKORUPSKA⁴, P. MIOTLA⁵;

¹2nd Gynecology Department, Med. Univ. in Lublin, Lublin, Poland, ²Med. Univ. of Lublin, Lublin, Poland, ³II Dept. of Gynecology Med. Univ., Lublin, Poland, ⁴2nd Dept. of Gynecology UM in Lublin, Lublin, Poland, ⁵2nd Dept. of Gynecology, Med. Univ., Lublin, Poland.

231

MONOCYTE CHEMOTACTIC PROTEIN-1 (MCP-1) URINARY LEVEL IN PATIENTS WITH OVERACTIVE BLADDER (OAB) BEFORE AND AFTER TREATMENT: PILOT PROSPECTIVE STUDY

C. J. PALMER¹, B. FARHAN², A. AHMED¹, K. BETTIR¹, G. GHONIEM³;

¹Urology, Univ. of California Irvine, Orange, CA, ²Urology, Univ. Of California, Irvine, Orange, CA, ³Univ. of California, Irvine, Orange, CA.



232

MANUAL AND AUTOMATIC 3D SEGMENTATION OF THE PUBIC PART OF THE LEVATOR ANI MUSCLE IN ULTRASOUND IMAGES

F. VAN DEN NOORT¹, A. T. GROB², M. VAN STRALEN³, C. H. SLUMP¹, C. VAN DER VAART²;

¹MIRA Institute for Biomedical Technology and Technical Medicine, Univ. of Twente, Enschede, Netherlands, ²Department of Reproductive Medicine and Gynaecology, Univ. Med. Ctr. Utrecht, Utrecht, Netherlands, ³Image Division, Univ. Med. Ctr. Utrecht, Utrecht, Netherlands.

233

PATIENTS' CONCERNS ABOUT VAGINAL MESH IN PELVIC RECONSTRUCTIVE SURGERY

A. L. LI, P. E. LEE;

Department of Obstetrics and Gynecology, Sunnybrook Hlth.Sci. Ctr., Toronto, Canada.

234

THE EFFECT OF A CONCOMITANT PERINEAL BODY REPAIR AT THE TIME OF A POSTERIOR VAGINAL REPAIR: DOES IT PROVIDE A SUPERIOR CLINICAL OUTCOME?

E. W. HENN;

Dept. Obstetrics & Gynaecology, Bloemfontein, South Africa.

235

IMPROVING DOCUMENTATION OF OBSTETRICAL ANAL SPHINCTER INJURIES (OASIS) USING A STANDARDIZED ELECTRONIC TEMPLATE AT TWO UNIVERSITY AFFILIATED INSTITUTIONS

P. CHISHOLM, C. KILPATRICK, L. SWAIM, A. SELLNER, F. J. OREJUELA;

Obstetrics and Gynecology, Baylor Coll. of Med., Houston, TX.

236

EARLY MIDURETHRAL SLING LOOSENING IN PATIENTS WITH POSTOPERATIVE VOIDING DYSFUNCTION

E. P. UBERTAZZI¹, C. I. SANDOR², L. I. PAVAN³, C. FONSECA⁴, R. PEREZ⁴, V. MONTUOSO⁵, M. N. NAPOLI⁵;

¹GYNECOLOGY, Hosp. Italiano de Buenos Aires, Buenos Aires, Argentina, ²Hosp. Italiano, Buenos Aires, Argentina, ³Hosp. Italiano de Buenos Aires, Buenos Aires, Argentina, ⁴Hosp. Italiano de Buenos Aires, Buenos Aires, Argentina, ⁵Hosp. italiano de buenos aires, buenos aires, Argentina.

101

IS TYPE OF RECTOVAGINAL SEPTUM DEFECT ASSOCIATED WITH THE SEVERITY OF POSTERIOR COMPARTMENT PROLAPSE? A 2D AND 3D ENDOVAGINAL ULTRASOUND ASSESSMENT

A. HEGDE¹, N. CHANDRASEKARAN², V. AGUILAR³, G. DAVILA²;

¹CENTER FOR UROGYNECOLOGY AND PELVIC HEALTH (C.U.P), NEW DELHI, India, ²Cleveland Clinic Florida, Weston, FL, ³UTSW at Austin, Austin, TX.

102

EFFICACY AND SAFETY BETWEEN ABDOMINAL SACROCOLPOPEXY AND BILATERAL VAGINAL SACROSPINOUS FIXATION USING A POLYVINYLIDENE FLUORIDE MESH (DYNAMESH): AN INTERIM ANALYSIS OF A RANDOMIZED CONTROLLED TRIAL

E. B. DE CASTRO, **L. BRITO**, M. V. ROSIQUE, T. A. GOMES, F. RANZANI, C. R. TEATIN-JULIATO;

Gynecology and Obstetrics, Univ. of Campinas, Campinas, Brazil.

103

TRENDS IN PELVIC ORGAN PROLAPSE MANAGEMENT IN LATIN AMERICA

M. PLATA¹, D. ROBLEDO¹, A. BRAVO-BALADO¹, J. C. CASTAÑO², M. AVERBECK³, M. PLATA⁴, J. G. CATAÑO⁵, J. I. CAICEDO¹, C. G. TRUJILLO¹;

¹Dept. of Urology, Hosp. Univ.rio Fundación Santa Fe de Bogotá and Univ. de los Andes Sch. of Med., Bogotá, Colombia, ²Dept. of Urology, Clínica Univ.ria CES, Univ. CES and Pontificia Univ. Bolivariana, Medellín, Colombia, ³Dept. of Urology, Mãe de Deus Ctr. Hosp., Porto Alegre, Brazil, ⁴Dept. of Gynecology, Obstetrics and Human Reproduction, Hosp. Univ.rio Fundación Santa Fe de Bogotá and Univ. de los Andes Sch. of Med., Bogotá, Colombia, ⁵Dept. of Urology, Hosp. Univ.rio Fundación Santa Fe de Bogotá, Bogotá, Colombia.

104

ABDOMINAL VERSUS LAPAROSCOPIC SACROCOLPOPEXY; A SYSTEMATIC REVIEW AND META-ANALYSIS.

P. C. CAMPBELL, L. CLONEY, S. JHA;

Sheffield Teaching Hosp., Sheffield, United Kingdom.

105

EFFECTIVENESS OF 9 YEARS'FOLLOW-UP OF TRANSVAGINAL HIGH UTEROSACRAL LIGAMENT SUSPENSION FOR ADVANCED PELVIC ORGAN PROLAPSE

Y. LU;

Department of Obstetrics and Gynecology, First Affiliated Hosp., Gen. Hosp. of Peo, Beijing, China.

02:00 p.m. - 03:00 p.m.

Oral Poster Session 1 - Prolapse

Location: East Exhibition Hall A

Moderators: Jack Pardo (Chile) &

Olanrewaju Sorinola (United Kingdom)



155

A NATIONAL POPULATION-BASED SURVEY OF THE PREVALENCE, POTENTIAL RISK FACTORS & SYMPTOM-SPECIFIC BOTHER IN SYMPTOMATIC PELVIC ORGAN PROLAPSE IN ADULT CHINESE WOMEN

L. ZHU;

Department of Obstetrics and Gynecology, Peking Union Med. Coll. Hosp., BeiJing, China.

02:40 p.m. - 03:00 p.m.

Mini State of the Art

Applications of Near-infrared Spectroscopy (to evaluate the bladder and pelvic floor)

Andrew Macnab (Canada)

02:00 p.m. - 03:00 p.m.

Video Session 1

Location: East Ballroom B

Moderators: Cathy Flood (Canada) & Catherine Matthews (USA)

056

LET`S GIVE THE PESSARY A TRY?

K. BEZERRA¹, D. M. SABOIA¹, C. VASCONCELOS², M. ORIA³, J. A. VASCONCELOS NETO⁴, **L. S. BEZERRA⁵**, T. MAGALHAES⁶;

¹NURSE DEPARTMENT, Federal Univ. of Ceara, Fortaleza, Brazil, ²Univ.e Federal do Ceará, Fortaleza, Brazil, ³NURSE DEPARTMENT, FEDERAL Univ. OF CEARA, Fortaleza, Brazil, ⁴Hosp. Geral de Fortaleza, Fortaleza, Brazil, ⁵Saúde Materno Infantil, Federal Univ. of Ceara, Fortaleza, Brazil, ⁶Univ.e Federal do Ceara, Fortaleza, Brazil.

057

STEP-BY-STEP TRANS-VAGINAL VESICOVAGINAL FISTULA REPAIR - A SURGICAL TEACHING TOOL

F. G. GOULD¹, M. CAREY², **S. AL-SALIHI³**;

¹Royal Women's Hosp., Melbourne, Melbourne, Australia, ²Royal Womens Hosp., Parkville, Victoria, Australia, ³Urogynaecology, The Royal Women's Hosp., Melbourne, Australia.

058

CONCOMITANT SINGLE SHEET LAPAROSCOPIC VENTRAL MESH RECTOPEXY AND SACROCOLPOPEXY FOR COMBINED FULL THICKNESS RECTAL PROLAPSE AND UTEROVAGINAL PROLAPSE

J. R. LOGANATHAN¹, M. LIU², S. GURJAR², A. FAYYAD³;

¹Obstetrics and Gynaecology, Luton and Dunstable Univ. Hosp. NHS Trust, Luton, United Kingdom, ²Colorectal Surgery, Luton and Dunstable Univ. Hosp. NHS Trust, Luton, United Kingdom, ³Luton and Dunstable Univ. Hosp. NHS Trust, Luton, United Kingdom.

060

SACROCOLPOPEXY OF A SIGMOID NEOVAGINA

I. FAEHNLE, C. CHRISTMANN;

Frauenklinik Luzern, Lucerne, Switzerland.

061

EXTRAVESICAL LAPAROSCOPY REPAIR OF VESICOVAGINAL FISTULA.

J. MASATA¹, K. SVABIK², L. ZAMECNIK³, A. MARTAN⁴;

¹Obstet. Gynecol. Dpt., GUH and Charles Univ., Prague, Czech Republic, ²Charles Univ. in Prague, Gen. Univ. H, Prague, Czech Republic, ³Urology Dpt., GUH and Charles Univ., Prague, Czech Republic, ⁴Dpt. of Obstet. and Gynecol., 1st Faculty of Med., Prague, Czech Republic.

02:00 p.m. - 03:00 p.m.

Oral Poster Session 2 - Basic Science

Location: East Ballroom A

Moderators: Alex Digesu (United Kingdom) & Stephen Jeffery (South Africa)

02:00 p.m. - 02:20 p.m.

Mini State of the Art

Vaccine for UTI

Philip Tooze-Hobson (United Kingdom)

108

VAGINAL EXPOSURES CONNECTED TO REGIONAL MICROBIOMES: UNDERSTANDING FOREIGN BODY REACTIONS TO MESH IMPLANTATION

C. ELWOOD¹, E. PARK², N. A. KOENIG³, G. W. CUNDIFF³, J. HILL⁴, R. GEOFFRION³, D. MONEY¹, **D. LANGE²**;

¹OBSTETRICS AND GYNECOLOGY, Univ. of British Columbia, Vancouver, Canada, ²Urology, Univ. of British Columbia, Vancouver, Canada, ³Univ. of British Columbia, Vancouver, Canada, ⁴Veterinary Microbiology, Univ. of Saskatchewan, Saskatoon, Canada.

110

RHO KINASE INHIBITION AMELIORATES CYCLOPHOSPHAMIDE- INDUCED CYSTITIS IN RATS

A. A. WROBEL¹, E. RECHBERGER², **T. RECHBERGER³**, K. A. SKORUPSKA⁴, P. MIOTLA⁵;

¹Med. Univ., Lublin, Poland, ²Med. Univ. of lublin, lublin, Poland, ³II Dept. of Gynecology Med. Univ., Lublin, Poland, ⁴2nd Dept. of Gynecology UM in Lublin, Lublin, Poland, ⁵2nd Dept. of Gynecology, Med. Univ., Lublin, Poland.

111

DISSECTING OF THE PARAVESICAL SPACE IN PELVIC SURGERY WOULD RESULT IN LOWER URINARY TRACT DYSFUNCTION - A RAT MODEL



T. LO¹, Y. LIN², M. UY-PATRIMONIO³, W. HSIEH⁴;

¹Chang Gung Mem. Hosp., Keelung, Taiwan, ²Obstetrics and gynecology, Chang Gung Mem. Hosp., Tao-Yuan, Taiwan, ³Dr. Pablo O. Torre Mem. Hosp., Talisay City, Philippines, ⁴Chang Gung Mem. Hosp., Tao-Yuan Hsien,, Taiwan.

112

DATA INTERPRETATION FOR VAGINAL TACTILE IMAGING

V. R. LUCENTE¹, H. VAN RAALTE², M. MURPHY³, V. EGOROV⁴;

¹The Inst. for Female Pelvic Med. & Reconst, Allentown, PA, ²Princeton Urogynecology, Princeton, NJ, ³IFPM&RS, North Wales, PA, ⁴Artann Lab., Trenton, NJ.

03:00 p.m. - 04:00 p.m.

Roundtable: Under the Microscope: A Closer Look at Vaginal & Urinary Microbiome

Location: East Exhibition Hall A

Moderators: Danny Lovatis (Canada) & Dudley Robinson (United Kingdom)

Microbiology Update

Alan Wolfe (USA)

Urinary Microbiome

Linda Brubaker (USA)

Vaginal Microbiome

Deborah Money (Canada)

04:00 p.m. - 04:30 p.m.

Coffee Break

Location: East Exhibition Hall B

04:30 p.m. - 05:30 p.m.

Oral Poster Session 3 - Incontinence Assessment

Location: East Exhibition Hall A

Moderators: Linda Cardozo (United Kingdom) & Oliver Daly (Australia)

113

DEVELOPMENT AND VALIDATION OF THE FEMALE VISUAL SYMPTOM SCORE FOR LOWER URINARY TRACT SYMPTOMS AND INCONTINENCE

C. A. LOVATT¹, L. STOTHERS², A. MACNAB²;

¹MD undergraduate Program, Univ. of British Columbia, Vancouver, Canada, ²Univ. of British Columbia, Vancouver, Canada.

114

A MULTICENTRE STUDY OF ETHNICITY AND DIAGNOSIS OF URINARY INCONTINENCE

G. THIAGAMOORTHY¹, R. BRAY², J. E. HUNTER¹, G. ARAKLITIS³, I. GIARENIS⁴, L. CARDOZO¹, D. ROBINSON¹, V. KHULLAR⁵;

¹King's Coll. Hosp., London, United Kingdom, ²St Marys Hosp., London, United Kingdom, ³Kings Coll. Hosp., London, United Kingdom, ⁴Norfolk and Norwich Univ. Hosp., Norwich, United Kingdom, ⁵Imperial Coll. London, London, United Kingdom.

115

NOCTURNAL ENURESIS - PREVALENCE AND ASSOCIATED LUTS IN ADULT WOMEN ATTENDING A UROGYNACOLGY CLINIC.

P. C. CAMPBELL¹, W. LI², J. E. MONEY-TAYLOR², J. DAVIES¹, T. G. GRAY¹, S. C. RADLEY¹;

¹Sheffield Teaching Hosp., Sheffield, United Kingdom, ²University of Sheffield, Sheffield Teaching Hosp., Sheffield, United Kingdom.

116

PRESENCE OF BACTERIURIA AND UROPATHOGENIC BACTERIAL PROFILE ARE ASSOCIATED WITH URINARY TRACT SYMPTOMS IN PATIENTS PRESENTING FOR UROGYNECOLOGIC EVALUATION

A. PEACHER-SEANEY¹, A. B. WHITE², M. RIEGER³, V. AGUILAR⁴;

¹Icahn Sch. of Med. at Mount Sinai, New York, NY, ²Univ. of Texas at Austin, Austin, TX, ³Dell Med. Sch. at the Univ. of Texas at Austin, TX, ⁴UTSW at Austin, Austin, TX.

117

SONOGRAPHIC EVIDENCE OF INCREASED OUTFLOW RESISTANCE AFTER SLING SURGERY

L. WEN¹, K. SHEK², N. SUBRAMANIAM¹, T. FRIEDMAN¹, H. DIETZ¹;

¹Sydney Med. Sch. Nepean, Sydney, Australia, ²Western Sydney Univ., Sydney, Australia.

118

OVERACTIVE BLADDER AND BLADDER PAIN SYNDROME; PAIN OF THE SAME SPECTRUM?

A. A. FORD¹, R. BRAY², V. ASFOUR³, R. FERNANDO⁴, A. DIGESU⁵, V. KHULLAR⁶;

¹St. Marys Hosp., London, United Kingdom, ²St Marys Hosp., London, United Kingdom, ³Imperial Hlth.care trust, London, United Kingdom, ⁴Imperial Coll. Hlth.care NHS Trust, London, United Kingdom, ⁵Imperial Coll. NHS Trust, London, United Kingdom, ⁶Imperial Coll. London, London, United Kingdom.



119

CLINICAL SIGNIFICANCE OF FEMALE URETHRAL LENGTH IN STRESS URINARY INCONTINENCE

M. KIM, Y. SHIN;

Dept. of Urology, Jeonju, Korea, Republic of.

05:10 p.m. - 05:20 p.m.

ICS Lecture

ICI Update: Surgery for Urinary Incontinence in Women

Peter Sand (USA)

05:20 p.m. - 05:30 p.m.

ICS Lecture

ICI Update: Pelvic Organ Prolapse Surgery

Chris Maher (Australia)

04:30 p.m. - 05:30 p.m.

Oral Poster Session 4 - Imaging and Anatomy

Location: East Ballroom B

Moderators: Queena Chou (Canada) & Aparna Hegde (India)

120

DOES THE 7TH SLICE MATTER?

N. SUBRAMANIAM, H. DIETZ;

Obstetrics and Gynaecology, Sydney Med. Sch. Nepean, Univ. of Sydney, Penrith, Australia.

126

MRI COMPARISON OF FEMALE PELVIC FLOOR STRUCTURES BETWEEN NULLIPARAS AND PATIENTS WITH ELECTIVE CAESAREAN SECTION

M. KRCMAR¹, L. KROFTA², J. FEYEREISL³, I. URBANKOVA⁴, K. GROHREGIN⁵;

¹urogynecology, Inst. for the care of mother and child, Prague 4, Czech Republic, ²Inst. for the care of mother and child, Prague, Czech Republic, ³Inst. for the care of mother and child, Prague 4, Czech Republic, ⁴KU Leuven, Leuven, Belgium, ⁵Inst. for the Care of Mother and Child, Prague, Czech Republic.

122

ANAL SPINCHTER IMAGING: AT REST OR ON PFMIC?

N. SUBRAMANIAM, H. DIETZ;

Sydney Med. Sch. Nepean, Sydney, Australia.

123

KINEMATIC PROFILES OF URETHRAL MORPHOLOGY VERSUS MOBILITY DURING PELVIC FLOOR MUSCLE MAXIMUM VOLUNTARY CONTRACTIONS

C. S. CZYRNYJ¹, L. B. MCLEAN²;

¹Mechanical Engineering, Univ. of Ottawa, Ottawa, Canada, ²Univ. of Ottawa, Ottawa, Canada.

124

CORRELATION BETWEEN SLING SURGERY OUTCOME AND ULTRASOUND MEASUREMENTS OF SLING POSITION

P. HUBKA¹, J. MASATA², A. MARTAN³, K. SVABIK⁴;

¹Dpt. Obstetrics and Gynecology, 1st Faculty of Med. and Gen. Univ. Hos, Prague, Czech Republic, ²Obstet. Gynecol. Dpt., GUH and Charles Univ., Prague, Czech Republic, ³Dpt. of Obstet. and Gynecol., 1st Faculty of Med., Prague, Czech Republic, ⁴Charles Univ. in Prague, Gen. Univ. H, Prague, Czech Republic.

125

RELATIONSHIP BETWEEN 3D TRANSPERINEAL ULTRASOUND IMAGING AND DIGITAL INTRA-VAGINAL PALPATION ASSESSMENTS OF THE PELVIC FLOOR MUSCLES

S. THIBAUT-GAGNON¹, L. B. MCLEAN², C. GOLDFINGER¹, C. PUKALL¹, S. CHAMBERLAIN¹;

¹Queen's Univ., Kingston, Canada, ²Univ. of Ottawa, Ottawa, Canada.

121

HOW REPEATABLE IS SPHINCTER IMAGING BY EXO-ANAL 4D ULTRASOUND?

N. SUBRAMANIAM, J. BIENKIEWICZ, T. FRIEDMAN, F. TUREL, H. DIETZ;

Sydney Med. Sch. Nepean, Sydney, Australia.

127

THE IMPACT OF AGEING AND GENETIC PREDISPOSITION ON PELVIC FLOOR DISORDERS. ANATOMIC AND HISTOLOGIC CONSIDERATIONS

H. V. GEELEN;

none, CWZ, nijmegen, Netherlands.

128

PELVIS AND PELVIC FLOOR MORPHOLOGY OF HEALTHY NULLIPAROUS WOMEN ON MRI

O. GOJIS¹, L. KROFTA¹, I. URBANKOVA², M. KRCMAR³, F. JAROSLAV¹;

¹Dep. of Urogynecology, The institute for the care of mother and and child, Prague 4, Czech Republic, ²KU Leuven, Leuven, Belgium, ³urogynecology, Inst. for the care of mother and child, Prague 4, Czech Republic.



04:30 p.m. - 05:30 p.m.

Oral Poster Session 5 - Laparoscopic and Incontinence

Treatment

Location: East Ballroom A

Moderators: Joseph Lee (Australia) & Yik Lim (Australia)

04:30 p.m. - 04:50 p.m.

Mini State of the Art

The Evolution of Minimally Invasive Abdominal Sacrocolpopexy?

Bruno Deval (France)

129

LAPAROSCOPIC SACROCOLPOPEXY WITH OR WITHOUT MIDURETHRAL SLING INSERTION: ONE OR TWO STEP APPROACH? A PROSPECTIVE STUDY

C. CHRISTMANN, E. BRUEHLMANN;

Frauenklinik Luzern, Lucerne, Switzerland.

130

RISK FACTORS FOR POLYPROPYLENE MIDURETHRAL SLING EXTRUSION: A CASE-CONTROL STUDY

D. SANDERSON¹, S. MALCZEWSKI², R. SANDERSON³, A. EDDIB²;

¹Millard Fillmore Suburban Hosp., Williamsville, NY; ²Western New York Urology Associates, Cheektowaga, NY; ³Brescia Univ., Owensboro, KY.

131

A TRIAL OF SURGICAL TRAINING SYSTEM FOR LAPAROSCOPIC SACRAL COLPOPEXY

M. TAKEYAMA, T. KUWATA, C. KATO;

Urogynecology center, First Towakai Hosp., Takatsuki city, Japan.

132

FACTORS PREDICTING FAILURE OF MID-URETHRAL SLING SURGERY

Z. NG, H. HAN;

Department of Urogynaecology, KK Women's and Children's Hosp., Singapore, Singapore.

133

THE ROLE OF STEROID HORMONES IN FEMALES WITH STRESS URINARY INCONTINENCE

B. BODNER-ADLER¹, K. HALPERN¹, H. HUSSLEIN¹, R. LATERZA¹, E. HANZAL¹, H. KOELBL¹, W. UMEK²;

¹General Gynecology and Gynecologic Oncology, Womens Hlth.Inst., Med. Univ. of Vienna, Vienna, Austria; ²General Gynecology and Gynecologic

Oncology, Womens Hlth.Inst., Med. Univ. Vienna, Vienna, Austria.

134

MINIARC MONARC SUBURETHRAL SLING IN WOMEN WITH STRESS URINARY INCONTINENCE - AN RCT - 60M FOLLOW UP

J. K. LEE¹, A. ROSAMILIA², Y. N. LIM³, E. A. THOMAS⁴, C. J. MURRAY⁵, A. LEITCH⁶, P. L. DWYER⁷;

¹Mercy Hosp. for Women, Armadale, Australia; ²Monash Hlth., Monash Univ. & Cabrini Hospita, Melbourne, Australia; ³Mercy Hosp. for Women, Heidelberg, Australia; ⁴Urogynaecology, Mercy Hosp. for Women, Victoria, Australia; ⁵Urogynaecology, Mercy Hosp. for Women, Melbourne, Australia; ⁶Monash Hlth., East Bentleigh, Australia; ⁷Mercy Hospital for Women, Melbourne, Australia.

135

WHAT CAN WE LEARN FROM LARGE DATA SETS? WHEN WE USE BULKING PROCEDURES AND COMPARISON TO MID URETHRAL SLINGS (MUS)



F. BACH¹, P. TOOZS-HOBSON², J. DUCKETT³;

¹Birmingham Women's Hosp., Birmingham, United Kingdom; ²Birmingham women's Foundation NHS Trust, Birmingham, United Kingdom; ³Medway NHS Fndn. trust, Gillingham, United Kingdom.



SCHEDULE AT A GLANCE

PAGE 1/2

	Location	Page
07:00 a.m. - 07:50 a.m. Meet the Experts Breakfast	East Ballroom C	50
08:00 a.m. - 09:30 a.m. Podium Session 4 - Incontinence	East Exhibition Hall A	50
09:30 a.m. - 09:45 a.m. 2018 Annual Meeting Presentation	East Exhibition Hall A	51
09:45 a.m. - 10:30 a.m. State of the Art Lecture	East Exhibition Hall A	51
10:30 a.m. - 11:00 a.m.  Coffee Break	East Exhibition Hall B	51
11:00 a.m. - 12:30 p.m. Podium Session 5 - Prolapse	PARALLEL East Exhibition Hall A	51
11:00 a.m. - 12:30 p.m. Podium Session 6 - Basic Science	PARALLEL East Ballroom B	52
12:30 p.m. - 03:00 p.m.  Lunch	East Exhibition Hall B	53
12:45 p.m. - 01:15 p.m. E-Poster Session 5 - Prolapse	PARALLEL East Exhibition Hall B	53
12:45 p.m. - 01:15 p.m. E-Poster Session 6 - Incontinence Assessment	PARALLEL East Exhibition Hall B	54
12:45 p.m. - 01:15 p.m. E-Poster Session 7 - Surgical Complications	PARALLEL East Exhibition Hall B	55
12:45 p.m. - 01:15 p.m. E-Poster Session 8 - Pregnancy and Childbirth	PARALLEL East Exhibition Hall B	56



SCHEDULE AT A GLANCE

PAGE 2/2

	Location	Page
01:15 p.m. - 02:45 p.m. IUGA Business Meeting	MEMBERS ONLY East Exhibition Hall A	57
03:00 p.m. - 04:00 p.m. Panel Discussion: Birth Trauma, A Necessary Evil?	East Exhibition Hall A	57
04:00 p.m. - 04:30 p.m. Coffee Break	East Exhibition Hall B	57
04:30 p.m. - 05:30 p.m. Oral Poster Session 6 - Voiding Dysfunction	PARALLEL East Exhibition Hall A	57
04:30 p.m. - 05:30 p.m. Podium Session 7 / Oral Poster Session 7 Translational Science	PARALLEL East Ballroom B	58
04:30 p.m. - 05:30 p.m. Oral Poster Session 8 - Urinary Incontinence and Anorectal Dysfunction	PARALLEL East Ballroom A	58
07:00 p.m. - 12:00 a.m. Meeting / Gala Dinner	Pinnacle Hotel Harbourfront	59



07:00 a.m. - 07:50 a.m.

Meet the Experts Breakfast

Location: East Ballroom C

Management of Recurrent Prolapse

Abdalla Fayyad (United Kingdom)

Conventional Laparoscopic Sacrocolpopexy: Tips and Tricks

Bruno Deval (France)

Video-Urodynamics in Complex Voiding Dysfunction

Gamal Ghoniem (USA)

The Female Urinary Microbiota

Linda Brubaker (USA)

Surgery for Stress Urinary Incontinence

Reheela Mohsin (Pakistan)

Actively Managing Mentorship Relationships: Methods and Tips for Mentees

Vivian Sung (USA)

Investigating Lower Urinary Tract Dysfunction

Linda Cardozo (United Kingdom) & Dudley Robinson (United Kingdom)

Native Tissue Surgery

Bob Shull (USA)

OASIS and the UK Care Bundle for Prevention

Ranee Thakar (United Kingdom)

What to do when things go wrong: How do we and patient manage failure and complications?

Bob Freeman (United Kingdom)

How to use the IUGA Surgical Audit Database

Paul Moran (United Kingdom) & Philip Tooze-Hobson (United Kingdom)

Pessaries for POP

Angela Rantell (United Kingdom)

Urethral Diverticula

Javier Pizarro Berdichevsky (Chile)

Imaging for Slings

Aparna Hegde (India)

Urethral Injectables

Tomi Mikkola (Finland)

08:00 a.m. - 09:30 a.m.

Podium Session 4 - Incontinence

Location: East Exhibition Hall A

Moderators: Harold Drutz (Canada) & Fred Milani (The Netherlands)

021

MiniArc vs TVT Abbrevio MIDURETHRAL SLING IN WOMEN WITH STRESS URINARY INCONTINENCE. AN RCT 6 AND 12MONTH FOLLOW UP

J. MELENDEZ MUNOZ¹, M. BRAVERMAN², A. ROSAMILIA¹, N. R. YOUNG¹, A. LEITCH¹, J. K. LEE¹;

¹Pelvic Floor Unit., Monash Hlth., Bentleigh East, Australia, ²O&G, Haemek Hosp., moledet, Israel.

022

EARLY ONSET AND CONSISTENT RESPONSE OF ONABOTULINUMTOXINA TREATMENT WITH SIGNIFICANT RESOLUTION OF URINARY SYMPTOMS IN FEMALE OVERACTIVE BLADDER PATIENTS WITH URINARY INCONTINENCE IN A MULTICENTER, RANDOMIZED, PLACEBO-CONTROLLED, PHASE 4 TRIAL

K. MCCAMMON¹, J. GRUENENFELDER², V. R. LUCENTE³, A. OREJUDOS⁴, T. ABOUSHWAREB⁴, D. S. HALE⁵;

¹Eastern Virginia Med. Sch., Norfolk, VA, ²Orange County Urology Associates, Laguna Hills, CA, ³The Inst. for Female Pelvic Med. & Reconstructive Surgery, Allentown, PA, ⁴Allergan plc, Irvine, CA, ⁵Urogynecology Associates, pc, Indianapolis, IN.

023

VALUE BASED HEALTHCARE: THE EFFECT OF BODY MASS INDEX (BMI) ON SUCCESS AND COMPLICATIONS OF 12,000 MID URETHRAL SLINGS (MUS).

F. BACH¹, P. TOOZE-HOBSON², S. HILL³;

¹Birmingham Women's Hosp., Birmingham, United Kingdom, ²Birmingham



women's Foundation NHS Trust, Birmingham, United Kingdom, ³East Lancashire Hosp., Lancashire, United Kingdom.

024

THE ECONOMIC BURDEN OF OVERACTIVE BLADDER IN THE UNITED STATES: A SYSTEMATIC REVIEW

L. STEWART¹, S. SZABO¹, D. WALKER², K. GOOCH²;

¹Broadstreet Health Economics and Outcomes Res., Vancouver, Canada,

²Astellas Pharma Global Dev., Inc, Northbrook, IL.

025

ARE THE SAME TAPES REALLY THE SAME? - ULTRASOUND STUDY OF LASER CUT AND MECHANICALLY CUT TVT-O POST-OPERATIVE BEHAVIOR

Z. RUSAVY¹, J. MASATA², K. SVABIK², P. HUBKA², A. MARTAN²;

¹Dpt. of Obstet. and Gynecol., Med. Faculty in Pilsen, Charles Univ., Prague, Czech Republic, ²Dpt. of Obstet. and Gynecol., 1st Faculty of Med., Charles Univ., Prague, Czech Republic.

026

THREE-MONTH EFFICACY AND TWELVE-MONTH TREATMENT ARM RESULTS FROM THE SUCCESS STUDY OF AN INTRAVESICAL BALLOON TO TREAT FEMALE STRESS URINARY INCONTINENCE (SUI)

H. WINKLER¹, K. JACOBY², S. KALOTA³, J. SNYDER⁴, K. CLINE⁵, K. ROBERTSON⁶, C. R. RARDIN⁷, R. KAHAN⁸, L. GREEN⁹, S. A. MALIK¹⁰, K. MCCAMMON¹¹, E. ROVNER¹²;

¹North Shore-LIJ, Great Neck, NY, ²Integrity Med. Res., Mountlake Terrace, MA, ³Urological Associates of Southern Arizona, Tucson, AZ, ⁴Genitourinary Surgical Consultants, Denver, CO, ⁵Regional Urology Associates, Shreveport, LA, ⁶Chesapeake Urology Associates, Glen Burnie, MD, ⁷Alpert Med. Sch. of Brown Univ., Providence, RI, ⁸WomanCare, Arlington Heights, CA, ⁹Virginia Women's Ctr., Richmond, VA, ¹⁰Banner Good Samaritan Hosp., Phoenix, AZ, ¹¹Eastern Virginia Med. Sch., Virginia Beach, VA, ¹²Med. Univ. of South Carolina, Charleston, SC.

027

THE LONG TERM EFFECTS OF BARIATRIC SURGERY ON FEMALE URINARY INCONTINENCE.

B. C. ANGLIM¹, C. O'BOYLE², O. O'SULLIVAN¹, C. O'SULLIVAN², B. A. O'REILLY³;

¹Cork Univ. Maternity Hosp., Cork, Ireland, ²Department of Bariatrics, Bons Secours Hosp., Cork, Ireland, ³CUMH, Cork, Ireland.

028

AN ANALYSIS OF 10,500 MID URETHRAL SLINGS (MUS) AND THE IMPACT OF PRE-OPERATIVE URODYNAMIC STUDIES

F. BACH, P. TOOZS-HOBSON;

Birmingham Women's Hosp., Birmingham, United Kingdom.

029

PERSISTENCE IN THE TREATMENT OF OAB WITH MIRABEGRON IN A MULTICENTRE CLINICAL STUDY

A. MARTAN¹, K. SVABIK¹, J. MASATA¹, J. KRHUT², R. ZACHOVAL³, T. HANUS⁴;

¹Dpt. of Obstet. and Gynecol., 1st Faculty of Med., Charles Univ. and Gen. Univ. Hosp., Prague, Czech Republic, ²Dpt. of Urology, Univ. Hosp., Ostrava, Czech Republic, ³Dept. of Urology, Thomayer Hosp., Prague, Czech Republic, ⁴Dpt. of Urology, 1st Faculty of Med., Charles Univ. and Gen. Univ. Hosp., Prague, Czech Republic.

09:30 a.m. - 09:45 a.m.

2018 Annual Meeting Presentation

Location: East Exhibition Hall A

09:45 a.m. - 10:30 a.m.

State of the Art Lecture

Location: East Exhibition Hall A

Moderators: David Quinlan (Canada) & Steven Swift (USA)

What is the Moral of the Mesh Story?

Geoffrey Cundiff (Canada)

10:30 a.m. - 11:00 a.m.

Coffee Break

Location: East Exhibition Hall B

11:00 a.m. - 12:30 p.m.

Podium Session 5 - Prolapse

Location: East Exhibition Hall A

Moderators: Sylvia Botros-Brey (USA) & Anna Rosamilia (Australia)

030

INSTRUMENTAL DELIVERY AND THE RISK OF AVULSION: A META- ANALYSIS

T. FRIEDMAN, G. D. ESLICK, H. DIETZ;

Sydney Med. Sch. Nepean, Sydney, Australia.

031

USE OF MESH IN WOMEN HAVING REPEAT PROLAPSE SURGERY: RESULTS FROM PROSPECT, A RANDOMISED CONTROLLED TRIAL

F. REID¹, S. BREEMAN², A. ELDERS³, C. HEMMING⁴, K. COOPER⁵, R. M. FREEMAN⁶, A. R. SMITH⁷, S. HAGEN⁸, A. MCDONALD², G. S. MACLENNAN², J. NORRIE², C. M.



GLAZENER⁹;

¹The Warrell Unit, Manchester, United Kingdom, ²Univ. of Aberdeen, Aberdeen, United Kingdom, ³Glasgow Caledonian Univ., Glasgow, United Kingdom, ⁴NHSG, Aberdeen, United Kingdom, ⁵Aberdeen Royal Infirmary, Aberdeen, United Kingdom, ⁶Plymouth Hosp. NHS Trust, Plymouth, United Kingdom, ⁷St Mary's Hosp., Manchester, United Kingdom, ⁸NURSING, MIDWIFERY & ALLIED HEALTH PROFESSIONS RES, GLASGOW, United Kingdom, ⁹Health Services Research Unit, Univ. of Aberdeen, Aberdeen, United Kingdom.

033

4 YEAR OUTCOMES OF FOLLOW UP OF EXTRAPERITONEAL UTEROSACRAL VAULT SUSPENSION WITH MESH VERSUS SACROCOLPOPEXY FOR TREATMENT OF VAULT PROLAPSE - A RANDOMISED CONTROLLED TRIAL

L. OW¹, Y. N. LIM², J. LEE³, C. J. MURRAY⁴, E. A. THOMAS⁵, A. LEITCH⁶, A. ROSAMILIA⁷, P. L. DWYER⁸;

¹Mercy Hosp., Victoria, Australia, ²Mercy Hosp. for Women, Heidelberg, Australia, ³Mercy Hosp. for Women, Melbourne, Australia, ⁴Urogynaecology, Mercy Hosp. for Women, Melbourne, Australia, ⁵Urogynaecology, Mercy Hosp. for Women, Victoria, Australia, ⁶Deakin Univ., East Bentleigh, Australia, ⁷Monash Hlth., Monash Univ. & Cabrini Hospita, Melbourne, Australia, ⁸Mercy Hospital for Women, Melbourne, Australia.

034

A DOUBLE-BLIND, NON-INFERIORITY RANDOMIZED CONTROLLED TRIAL OF TRANSVAGINAL PROCEDURES FOR THE REPAIR OF A RECTOCELE

E. W. HENN¹, B. W. RICHTER¹, D. A. BURGER²;

¹Dept. Obstetrics & Gynaecology, Bloemfontein, South Africa, ²Department Statistics, Dept. Obstetrics & Gynaecology, Bloemfontein, South Africa.

035

THE MANCHESTER-FOTHERGILL PROCEDURE VERSUS VAGINAL HYSTERECTOMY IN THE TREATMENT OF UTERINE PROLAPSE: AN ACTIVITY BASED COSTING ANALYSIS

K. HUSBY, C. KROGSGAARD TOLSTRUP, G. LOSE, N. KLARSKOV;

Department of Obstetrics and Gynecology, Herlev & Gentofte Univ. Hosp., Herlev, Denmark.

036

EAS DEFECT SIZE: DOES IT MATTER?

N. SUBRAMANIAM, H. DIETZ;

Sydney Med. Sch. Nepean, Sydney, Australia.

12:10 p.m. - 12:30 p.m.

Mini State of the Art

Vaginal Oestrogens after Breast Cancer

Kelsey Mills (Canada)

11:00 a.m. - 12:30 p.m.

Podium Session 6 - Basic Science

Location: East Ballroom B

Moderators: May Alarab (Canada) & Tony Bazi (Lebanon)

037

AGE, MENOPAUSAL STATUS AND THE BLADDER MICROBIOME

N. L. CURTISS¹, A. BALACHANDRAN¹, L. KRASKA², S. WILDMAN², J. DUCKETT¹;

¹Medway NHS Fndn. trust, Gillingham, United Kingdom, ²Univ. of Kent, Chatham Maritime, United Kingdom.

038

EFFECT OF MULTIPLE DELIVERIES ON BIOMECHANICAL PROPERTIES OF PELVIC ORGAN TISSUES

R. RYNKEVIC¹, P. S. MARTINS¹, T. MASCARENHAS², A. A. FERNANDES³;

¹Faculdade de Engenharia da Univ.e do Porto, Porto, Portugal, ²Urogynecology Unit, Hosp. S.JOAO -Faculty Of Med. Univ Porto, Porto, Portugal, ³INEGI,Univ. of Porto, Porto, Portugal.

039

PROTEOMIC AND BIOINFORMATIC ANALYSIS OF UROTHELIUM IN OVERACTIVE RAT MODELS

Y. NA, J. SHIN, J. LIM, K. SONG, J. PARK, S. YANG;

Chungnam Natl. Univ Hosp, Daejeon, Korea, Republic of.

041

SERUM PROTEIN PATTERN IN FEMALE STRESS URINARY INCONTINENCE

M. KOCH¹, S. SEYFERT², T. MOHR³, W. UMEK⁴, E. HANZAL⁵, R. LATERZA⁶, H. KOELBL⁷, G. MITULOVIC⁸;

¹Department of Obstetrics and Gynecology, Med. Univ. of Vienna, Vienna, Austria, ²Clinical Institute of Laboratory Medicine, Med. Univ. of Vienna, Vienna, Austria, ³Sci. Consult Thomas Mohr KG, Guntramsdorf, Austria, ⁴Obstetrics and Gynecology, Med. Univ. Vienna, Wien, Austria, ⁵Med. Univ. of Vienna, Vienna, Austria, ⁶Dept of Obstetrics and Gynecology, Med. Univ. Vienna, Vienna, Austria, ⁷Dept. of Gen. Gynaecology and Gynaecologic, Vienna, Austria, ⁸Med. Univ. of Vienna - KILM, Wien, Austria.

042

COMPARABLE VAGINAL WALL BIOMECHANICAL PROPERTIES FOLLOWING ELECTROSPUN POLYCARBONATE- UREIDOPYRIMIDONE MESH IMPLANTATION AND SIMULATED NATIVE TISSUE REPAIR IN SHEEP

L. HYMPANOVA¹, M. CUNHA¹, R. RYNKEVIC², S. ROMAN³, M. GALLEGU⁴, J. VANGE⁵, R. A. WACH⁶, G. CALLEWAERT⁷, I. URBANKOVA¹, F. VAN DER AA⁸, S. MACNEIL³, J. A.



DEPREST⁹;

¹KU Leuven, Leuven, Belgium, ²Faculdade de Engenharia da Univ.e do Porto, Porto, Portugal, ³The Kroto Research Institute, Univ. of Sheffield, Sheffield, United Kingdom, ⁴Coloplast A/S, Humlebaek, Denmark, ⁵Coloplast A/S, Humlebaek, Denmark, ⁶Lodz Univ. of Technology, Lodz, Poland, ⁷Gynecology and Obstetrics, UZ Leuven, Lubbeek, Belgium, ⁸Urology, UZ Leuven, Leuven, Belgium, ⁹UZ Leuven, Leuven, Belgium.

043

GENE EXPRESSION, FIBRONECTIN AND SCARRING PATTERNS IN HUMAN FIBROBLASTS IN RESPONSE TO MESH AND CATHETER MATERIALS USING A NOVEL 3D COLLAGEN MODEL

Y. LI, L. STOTHERS, A. GHAHARY;

Univ. of British Columbia, Vancouver, Canada.

044

C-RGD BIOACTIVATION MODERATES THE INFLAMMATORY RESPONSE TO UPY-POLYCARBONATE ELECTROSPUN MESH IN RAT

M. CUNHA¹, L. HYMPANOVA², S. ZACCARIA³, R. RYNKEVIC⁴, A. VINCKIER², R. A. WACH⁵, A. OLEJNIK⁵, T. MES⁶, A. BOSMAN⁷, G. CALLEWAERT⁸, P. DANKERS³, J. A. DEPREST⁹;

¹Development and Regeneration, Katholiek Univ.it Leuven, Leuven, Belgium, ²KU Leuven, Leuven, Belgium, ³Laboratory of Macromolecular and Organic Chemistry, Eindhoven Univ. of Technology, Eindhoven, Netherlands, ⁴Faculdade de Engenharia da Univ.e do Porto, Porto, Portugal, ⁵Lodz Univ. of Technology, Lodz, Poland, ⁶SupraPolix BV, Eindhoven, Netherlands, ⁷SupraPolix, Eindhoven, Netherlands, ⁸Gynecology and Obstetrics, UZ Leuven, Lubbeek, Belgium, ⁹UZ Leuven, Leuven, Belgium.

045

INVESTIGATING INFLAMMATORY CHANGES IN HUMAN DIABETIC BLADDER DYSFUNCTION

G. THIAGAMOORTHY¹, G. ARAKLITIS², J. E. HUNTER¹, S. SRIKRISHNA¹, L. CARDOZO¹, A. GRANT³, D. ROBINSON¹;

¹King's Coll. Hosp., London, United Kingdom, ²Kings Coll. Hosp., London, United Kingdom, ³Pharmacology, King's Coll., London, United Kingdom.

12:30 p.m. - 03:00 p.m.

Lunch

Location: East Exhibition Hall B

12:45 p.m. - 01:15 p.m.

E-Poster Session 5 - Prolapse

Location: East Exhibition Hall B

Moderators: Maria Bortolini (Brazil) & Marianne Koch (Austria)

237

OPEN MAGNETIC RESONANCE IMAGING TO DEFINE THE AFFECT OF POSTURE ON THE PELVIC FLOOR IN ASSESSMENT OF PROLAPSE; REFERENCE LINES AND 3D PELVIC RECONSTRUCTIONS

M. ABDULAZIZ, L. STOTHERS, D. LAZARE, J. LOCKE, A. MACNAB;

Univ. of British Columbia, Vancouver, Canada.

238

THE QUALITY OF REPORTING OF RANDOMIZED CONTROLLED TRIALS IN PELVIC ORGAN PROLAPSE IN CHINA

H. HE¹, Y. WANG², J. HAN³;

¹OB & GY, Peking Univ. Third Hosp., Beijing, China, ²Peking Univ. Third Hosp., Beijing, China, ³Dept. of Obstetrics and Gynecology, Peking Un, Beijing, China.

239

IN-VIVO PSEUDO-COMPLIANCE MEASUREMENT USING TRANSPERINEAL ULTRASOUND IMAGES

S. VAN KEULEN¹, N. SINDHWANI², G. CALLEWAERT¹, S. HOUSMANS¹, F. TUREL³, H. DIETZ⁴, J. A. DEPREST¹;

¹Gynecology and Obstetrics, UZ Leuven, Leuven, Belgium, ²Department of Development and Regeneration, Cluste, Univ. of Leuven, Leuven, Belgium, ³Univ. of Sydney, Sydney, Australia, ⁴Univ. of Sydney, Springwood, Australia.

240

INVESTIGATING THE MECHANISM OF CONTINENCE AFTER POSTERIOR COLPORRHAPHY: A STUDY WITH URETHRAL PRESSURE REFLECTOMETRY.

Y. KHAYYAMI, G. LOSE, N. KLARSKOV;

Department of Obstetrics and Gynecology, Herlev Gentofte Univ. Hosp., Herlev, Denmark.

241

ANALYSIS OF THE ABILITY OF MEDICAL STUDENTS IN THE EVALUATION OF PELVIC ORGAN PROLAPSE

T. M. FRANCA, C. K. NOGUEIRA, M. J. GIRAO, M. G. SARTORI;

Gynecology, Escola Paulista de Med., São paulo, Brazil.

242

PROSPECTIVE EVALUATION OF OVERACTIVE BLADDER SYMPTOMS IN A COHORT OF PATIENTS UNDERGOING VAGINAL HYSTERECTOMY AND ANTERIOR COLPORRHAPHY FOR ADVANCED PELVIC ORGAN PROLAPSE

R. B. LIRAZAN, A. J. AMIN-ONG, L. T. PRODIGALIDAD;

Univ. of The Philippines - Philippine Gen. Hosp., Manila, Philippines.



243

HYSTERECTOMY OR UPHOLD UTERINE CONSERVATION IN WOMEN WITH APICAL PROLAPSE: S PARALLEL COHORT STUDY OF 6 MONTHS

N. R. YOUNG¹, A. LEITCH¹, L. OW², J. MELENDEZ¹, G. EDWARDS¹, F. CHAO¹, Y. N. LIM³, J. K. LEE⁴, A. ROSAMILIA⁵, P. L. DWYER⁶;

¹Monash Hlth., EAST BENTLEIGH, Australia, ²Mercy Hosp., Victoria, Australia, ³Mercy Hosp. for Women, Heidelberg, Australia, ⁴Mercy Hosp. for Women, Armadale, Australia, ⁵Monash Hlth., Monash Univ. & Cabrini Hospita, Melbourne, Australia, ⁶Mercy Hopsital for Women, Melbourne, Australia.

245

TRANSLATION AND VALIDATION OF THE INTERNATIONAL CONSULTATION ON INCONTINENCE QUESTIONNAIRE-VAGINAL SYMPTOMS (ICIQ-VS) IN DANISH

L. T. ARENHOLT¹, M. GLAVIND-KRISTENSEN², K. GLAVIND³;

¹Center for Clinical Research/Department of Obstetrics and Gynecology, Aalborg Univ./Northern Denmark Regional Hosp., Hjørring, Denmark, ²Dep of Obstetrics and Gynecology, Aarhus Univ. Hosp., Aarhus, Denmark, ³Aalborg Univ. Hosp., Aalborg, Denmark.

12:45 p.m. - 01:15 p.m.

E-Poster Session 6 – Incontinence Assessment

Location: East Exhibition Hall B

Moderators: Sjetlana Lozo (USA) & Dudley Robinson (United Kingdom)

246

UNDER PRESSURE TO ESTABLISH THE DIAGNOSIS

G. ARAKLITIS, J. E. HUNTER, G. THIAGAMOORTHY, A. M. RANTELL, D. ROBINSON, L. CARDOZO;
King's Coll. Hosp., London, United Kingdom.

247

REVISITING EARLY LEAK DURING URODYNAMICS: IS IT PREDICTIVE OF FAILURE IN THE SURGICAL MANAGEMENT OF STRESS URINARY INCONTINENCE?

L. MARTIN¹, M. JEAN-MICHEL², L. M. ESPAILLAT-RIJO³, H. DEVAKUMAR⁴, J. S. SCHACHAR⁴, E. A. HURTADO⁴, G. DAVILA⁴;

¹Gynecology, Cleveland Clinic Florida, Weston, FL, ²Bronx-Lebanon Hosp. Ctr./ Albert Einstein Col, Bronx, NY, ³Lehigh Valley Hlth.Network, Bethlehem, PA, ⁴Cleveland Clinic Florida, Weston, FL.

248

PREVALENCE OF URINARY INCONTINENCE SYMPTOMS: LOOKING BEYOND STRESS & URGENCY URINARY INCONTINENCE

C. BOTROS, N. DALALO, S. IYER, S. LOZO, S. BOTROS, J.

TOMEZSKO, R. GOLDBERG, A. GAFNI-KANE, P. K. SAND;
NorthShore Univ. Hlth.System, Skokie, IL.

249

SONOGRAPHIC SLING POSITION AND CURE RATE 10-YEARS AFTER TVT-O PROCEDURE

A. TAMMAA¹, S. HÓLBFER¹, K. TAMUSSINO², P. LOZANO³, B. MAIER¹, D. ULRICH⁴;

¹Gynecology, WilhelminenHosp., Vienna, Austria, ²Med. Univ. of Graz, Graz, Austria, ³WilhelminenHosp., Vienna, Austria, ⁴Med. Univ. Graz, Graz, Austria.

250

WHY DO WOMEN WITH URINARY INCONTINENCE USE PADS? A STUDY OF RISK FACTORS AND URODYNAMIC FINDINGS

M. ELHODAIBY¹, D. ENKI², A. SHARAF¹, L. THOMAS¹, H. HASHIM³, C. K. MADHU⁴;

¹Bristol Urological Institute, Southmead Hosp., Bristol, United Kingdom, ²Plymouth University, Peninsula Sch.s of Med. and Dentistry, Plymouth, United Kingdom, ³Bristol Urological Inst., Bristol, United Kingdom, ⁴Department of Urogynaecology, Southmead Hosp., Bristol, United Kingdom.

251

HOW ACCURATE ARE WE IN URETHRAL MOBILITY ASSESSMENT? - SUBJECTIVE VS OBJECTIVE ASSESSMENT

K. SVABIK, P. HUBKA, J. MASATA, A. MARTAN;

Ob/Gyn, First Faculty of Med., Charles Univ. in Prague, Gen. Univ. Hosp., Prague, Czech Republic.

252

CAN WE REPLACE THE CATHETER WHEN EVALUATING URINARY RESIDUALS?

G. ARAKLITIS, M. PAGANOTTO, J. E. HUNTER, G. THIAGAMOORTHY, D. ROBINSON, L. CARDOZO;

King's Coll. Hosp., London, United Kingdom.

253

URINARY INCONTINENCE SYMPTOMS IN WOMEN WITH ANTERIOR PROLAPSE: DOES THE ASSOCIATED APICAL PROLAPSE MATTER?

T. MAGALHAES¹, **L. S. BEZERRA²**, K. L. AUGUSTO³, S.

A. KARBAGE⁴, A. P. BILHAR⁵, C. VASCONCELOS⁶, J.

VASCONCELOS NETO⁷, A. V. BRILHANTE⁸, S. V. LUCENA⁹;

¹Univ.e Federal do Ceara, Fortaleza, Brazil, ²Saúde Materno Infantil, Federal Univ. of Ceara, Fortaleza, Brazil, ³Laparoscopy and Minimally invasive surgery, Maternidade Escola Assis Chateaubriand, Fortaleza, Brazil, ⁴Univ.e Federal do Cearã, Fortaleza - Ceara, Brazil, ⁵UNIFESP, Fortaleza, Brazil, ⁶Univ.e Federal do Ceará, Fortaleza, Brazil, ⁷Hosp. Geral de Fortaleza, Fortaleza, Brazil, ⁸Univ.e de Fortaleza, Fortaleza, Brazil, ⁹SURGERY, Federal Univ. of Ceara, Fortaleza, Brazil.



254

RISK FACTORS FOR POSITIVE URINE CULTURE PRIOR TO REFERRAL TO UROGYNECOLOGY CLINIC

R. ROLSTON¹, A. GOEBEL², C. HORTON¹, V. VELASCO³, C. E. DANCZ², B. OZEL²;

¹Female Pelvic Medicine & Reconstructive Surgery, LAC+USC Med. Ctr., Los Angeles, CA, ²LAC+USC Med. Ctr., Los Angeles, CA, ³Obstetrics & Gynecology, LAC+USC Med. Ctr., Los Angeles, CA.

255

ESTABLISHING RADIATION RISKS FOR VIDEOCYSTOURETHROGRAPHY

A. M. RANTELL¹, I. PALMER², A. PASCOAL³, D. ROBINSON⁴, L. CARDOZO⁴;

¹Urogynaecology, King's Coll. Hosp., London, United Kingdom, ²medical physics, King's Coll. Hosp., London, United Kingdom, ³radiation protection service, King's Coll. Hosp., London, United Kingdom, ⁴King's Coll. Hosp., London, United Kingdom.

12:45 p.m. - 01:15 p.m.

E-Poster Session 7 - Surgical Complications

Location: East Exhibition Hall B

Moderators: Debjyoti Karmakar (Australia) & Philip Tooze-Hobson (United Kingdom)

256

COMPLICATIONS OF SLING SURGERY FOR SUI AMONG FEMALE MILITARY BENEFICIARIES.

D. L. HOWARD, A. MCGLYNN, **J. GREER**;

Obstetrics and Gynecology, Naval Med. Ctr. Portsmouth, Portsmouth, VA.

257

THE EXPERIENCES OF TRANSURETHRAL ENDOSCOPIC EXCISION OF ERODED MESH USING HOLMIUM LASER CONSIDERING THE DEPTH OF EXCISION

J. SON, S. JANG, J. LEE, D. CHO;

Bundang Jesaeng Hosp., Seongnam, Korea, Republic of.

258

INTERVENTIONS TO REDUCE THE RISK OF VAGINAL VAULT HAEMATOMAS: A SYSTEMATIC REVIEW

S. RACHANENI, A. DUA;

Urogynaecology, Derriford Hosp., Devon, United Kingdom.

259

LAYING THE FOUNDATION FOR AN EVIDENCE INFORMED ALGORITHM FOR MESH COMPLICATIONS

G. W. CUNDIFF¹, K. VAN RENSBURG², D. J. QUINLAN¹, M.

SLACK³;

¹Department of Obstetrics and Gynecology, Univ. of British Columbia,

Vancouver, Canada, ²Univ. of Stellenbosch, Stellenbosch, South Africa,

³Addenbrooke's Hospital, Univ. of Cambridge, Cambridge, United Kingdom.

260

RISK FACTORS FOR COMPLICATIONS FROM TRANSVAGINAL MESH AND SYMPTOM RESOLUTION AFTER OPERATIVE MANAGEMENT

X. WANG, Y. CHEN, C. HU, K. HUA;

Obstetrics and Gynecology Hosp. of Fudan Univer, Shanghai, China.

261

Early complications of an ultra light weight transvaginal mesh ULTRA LIGHT WEIGHT TRANSVAGINAL MESH

P. FERRY¹, P. BERTHERAT¹, H. FERNANDEZ², P. DEBODINANCE³, R. DE TAYRAC⁴;

¹Gynecology, La Rochelle Hosp., La Rochelle, France, ²Gynecology, Kremlin Bicetre Hosp., Le Kremlin-Bicetre, France, ³Gynecology, Dunkerque Hosp., Dunkerque, France, ⁴Caremeau Univ. Hosp., Nîmes, France.

262

UTEROSACRAL VAULT SUSPENSION AT TIME OF HYSTERCTOMY: COMPARISON OF LAPAROSCOPIC VS. VAGINAL APPROACH ON SURGICAL CASE TIME, LENGTH OF STAY AFTER SURGERY, AND POST-OPERATIVE URINARY RETENTION RATES.

S. HOULIHAN¹, S. KIM-FINE¹, C. BIRCH¹, S. TANG², E. A. BRENNAND¹;

¹Department of Obstetrics and Gynecology, Univ. of Calgary, Calgary, Canada, ²Alberta Hlth. Services, Calgary, Canada.

263

EARLY VOIDING DYSFUNCTION AFTER MID-URETHRAL SLING: COMPARISON OF TWO MANAGEMENT APPROACHES

E. A. BRENNAND, C. BIRCH, M. ROBERT, S. KIM-FINE;

Department of Obstetrics & Gynecology, Univ. of Calgary, Calgary, Canada.

264

COMPLICATION RATE ON THE LEARNING CURVE OF LAPAROSCOPIC SACRAL (HYSTERO-)COLPOPEXY

M. BLAGANJE¹, K. DRUSANY STARIČ¹, A. LUKANOVIC¹, B. DEVAL²;

¹DIVISION OF GYNECOLOGY, UNIVERSITY Med. CENTRE LJUBLJANA, LJUBLJANA, Slovenia, ²GEOFFROY SAINT HILAIRE CLINIC, PARIS, France.



265

NON-INVASIVE METHOD TO DIAGNOSE, WITHOUT MATERIAL RESOURCES, HIGH POST VOID RESIDUAL URINE VOLUME AFTER PROLAPSE OR INCONTINENCE SURGERY

M. E. ALCOBA, A. E. SAMPIETRO, S. ALTUNA;

Hosp. Univ.rio Austral, Buenos Aires, Argentina.

12:45 p.m. - 01:15 p.m.

E-Poster Session 8 - Pregnancy and Childbirth

Location: East Exhibition Hall B

Moderators: Hans Peter Dietz (Australia) & Jerome Melon (Australia)

266

DOES HYSTERECTOMY ALTER PELVIC FLOOR MUSCLE FUNCTION?

C. T. CAMANONG, N. SUBRAMANIAM, T. FRIEDMAN, H. DIETZ;

Sydney Med. Sch. Nepean, Sydney, Australia.

267

IS LIGAMENOUS LAXITY PREDICTIVE OF OBSTETRICAL ANAL SPHINCTER INJURY IN TERM PREGNANT WOMEN?

B. GACHON¹, M. DESGRANGES¹, L. FRADET², A. DECATOIRE², F. POIREAULT¹, X. FRITEL³, F. PIERRE¹, D. DESSEAUVE¹;

¹Poitiers University Hospital, Dept. of Obstetrics and Gynecology, Poitiers, POITIERS, France, ²Inst. PPRIME, Chasseneuil du Poitou, France, ³Poitiers university Hospital, Dept. of Obstetrics and Gynecology, CIC1402, POITIERS, France.

268

QUANTITATIVE OPTICAL MEASUREMENT OF PELVIC FLOOR MUSCLE FUNCTION IN WOMEN WITH NEUROGENIC BLADDER USING NEAR INFRARED SPECTROSCOPY

E. G. DEEGAN¹, L. STOTHERS², A. J. MACNAB², M. K. NIGRO², D. LAZARE³;

¹Experimental Medicine, University of British Columbia, Blusson Spinal Cord Ctr. - Intl. Collaboration on Repair Discoveries, Vancouver, Canada, ²Urologic Sciences, University of British Columbia, Blusson Spinal Cord Ctr. - Intl. Collaboration on Repair Discoveries, Vancouver, Canada, ³Univ. of British Columbia, Vancouver, Canada.

269

TO COMPARE THE INCIDENCE, RISK FACTORS, AND QUALITY OF LIFE OF WOMEN WITH URINARY INCONTINENCE AFTER CESAREAN SECTION AND VAGINAL DELIVERY- A CHORT STUDY

C. LIANG¹, W. HSIEH², Y. LIN³;

¹Obstetrics and Gynecology, Chang Gung Mem. Hosp., Linkou Med. Cente, Taoyuan, Taiwan, ²Chang Gung memorial Hosp., Taoyuan City, Taiwan, ³Obstetrics and gynecology, Chang Gung Mem. Hosp., Tao-Yuan, Taiwan.

270

COMPARATIVE ROLES OF DIFFERENT PELVIC FLOOR MUSCLES BASELINE ACTIVITIES IN FEMALE STRESS URINARY INCONTINENCE

J. YANG¹, W. HUANG²;

¹Obstetrics And Gynecology, Shung-Ho Hosp. Taipei Med. Univ., New Taipei City, Taiwan, ²Obstetrics And Gynecology, Cathay Gen. Hosp., Taipei, Taiwan.

271

IN VIVO ASSESSMENT OF LEVATOR ANI MUSCLE ELASTIC PROPERTIES. PRELIMINARY RESULTS.

B. GACHON¹, A. NORDEZ², F. PIERRE¹, X. FRITEL³, D. DESSEAUVE¹;

¹Poitiers University Hospital, Dept. of Obstetrics and Gynecology, Poitiers, POITIERS, France, ²University of Nantes, Lab. "Movement, Interactions, Performance" (EA 4334), Faculty of Sport Sci., NANTES, France, ³Poitiers University Hospital, Dept. of obstetrics and Gynecology, INSERM CIC 1402, POITIERS, France.

272

RISK FACTORS ASSOCIATED WITH THE PRESENCE OF VAGINAL WINDS IN WOMEN FROM A CHILEAN HOSPITAL

H. CASTRO, K. CEBALLOS, N. CANARIO, C. MANRIQUEZ;

Departamento de Obstetricia y Ginecologia, Univ. de Concepcion, Concepcion, Chile.

274

PREVALENCE OF PELVIC FLOOR DYSFUNCTIONS IN PRIMIPAROUS 12 TO 24 MONTHS AFTER VAGINAL DELIVERY

G. M. PEREIRA¹, M. MONTEIRO², Z. S. REIS³, E. M. FIGUEIREDO⁴, M. C. CRUZ¹, M. MEINBERG¹;

¹Department of Obstetrics and Gynaecology, Univ.e Federal de Minas Gerais, Belo Horizonte, Brazil, ²FEDERAL Univ. OF MINAS GERAIS, BELO HORIZONTE, Brazil, ³Univ.e Federal de Minas Gerais, Belo Horizonte, Brazil, ⁴UNIVERSIDADE FEDERAL DE MINAS GERAIS, BELO HORIZONTE, Brazil.

275

ULTRASSONOGRAPHIC FINDINGS OF PELVIC FLOOR MUSCLES FROM LATE POSTPARTUM WOMEN: COMPARISON BETWEEN WOMEN THAT UNDERWENT CESAREAN AND VAGINAL DELIVERIES

L. BRITO¹, C. JULIATO², E. B. DE CASTRO¹, R. M. JALES¹, M. V. ROSIQUE¹, C. C. ARAUJO¹;

¹Gynecology and Obstetrics, Univ. of Campinas, Campinas, Brazil, ²Univ. of Campinas, Campinas, Brazil.



01:15 p.m. - 02:45 p.m.

IUGA Business Meeting (members only)

Location: East Exhibition Hall A

03:00 p.m. - 04:00 p.m.

Panel Discussion: Birth Trauma, A Necessary Evil?

Location: East Exhibition Hall A

Moderators: Momoe Hyakutak (Canada) &
Abdul Sultan (United Kingdom)

Epidemiology

Victoria Handa (USA)

Primary Prevention

Colin Birch (Canada)

Secondary Prevention

Chantale Dumoulin (Canada)

Midwifery Perspective

Jennifer Kruger (New Zealand)

04:00 p.m. - 04:30 p.m.

Coffee Break

Location: East Exhibition Hall B

04:30 p.m. - 05:30 p.m.

Oral Poster Session 6 - Voiding Dysfunction

Location: East Exhibition Hall A

Moderators: Jorge M. Haddad (Brazil) &
Engelbert Hanzal (Austria)

136

DOES SPINAL ANESTHESIA FOR OUTPATIENT UROGYNECOLOGIC SURGERY INCREASE RATES OF URINARY RETENTION: A RANDOMIZED CONTROLLED TRIAL

A. ALEXANDRIAH¹, L. MARTIN², H. DEVAKUMAR², N. CHANDRASEKARAN², G. DAVILA², E. A. HURTADO²;

¹Urogynecology, Univ. of Texas Hlth.Sci. Ctr. San Antonio, San Antonio, TX,
²Cleveland Clinic Florida, Weston, FL.

137

FUNCTIONALITY OF TELEMEDICINE PLATFORM IN

FEMALES WITH SPINAL CORD INJURY TO MANAGE NEUROGENIC BLADDER AND PREVENT URINARY TRACT INFECTIONS

L. STOTHERS¹, M. K. NIGRO¹, B. SHADGAN¹, E. G. DEEGAN², A. J. MACNAB¹, A. KAVANAGH¹;

¹Urologic Sciences, University of British Columbia, Blusson Spinal Cord Ctr. - Intl. Collaboration on Repair Discoveries, Vancouver, Canada, ²Experimental Medicine, University of British Columbia, Blusson Spinal Cord Ctr. - Intl. Collaboration on Repair Discoveries, Vancouver, Canada.

138

EVALUATION OF DETRUSOR OXYGENATION IN PAINFUL BLADDER SYNDROME/INTERSTITIAL CYSTITIS

K. REBULLAR¹, J. LOCKE¹, B. S. SHADGAN², L. STOTHERS³, A. MACNAB², M. NIGRO¹;

¹Urologic Sciences, Univ. of British Columbia, Vancouver, Canada, ²Univ. of British Columbia, Vancouver, Canada, ³Urologic Sciences, Univ. of British Columbia, Vancouver BC, Canada.

139

VOIDING DYSFUNCTIONS AFTER MIDURETHRAL SLING PLACEMENT IN A LARGE DATASET COHORT

T. RABY¹, P. A. ROJAS², M. ARELLANO³, M. ALVAREZ⁴, C. GONZÁLEZ⁴, B. BLUMEL³, D. S. POLHAMMER¹, R. CUEVAS⁵, H. B. GOLDMAN⁶, S. VIGUERA⁷, J. PIZARRO-BERDICHEVSKY¹;

¹Urogynecology Unit; División Obstetricia y Ginecología, Dr. Sótero del Río Hosp.-Pontificia Univ. Católica de Chile, Santiago, Chile, ²Urology Unit, Pontificia Univ. Católica de Chile, Santiago, Chile, ³Urogynecology Unit, Dr. Sótero del Río Hosp.-Clínica Santa María, Santiago, Chile, ⁴Pontificia Univ. Católica de Chile, Santiago, Chile, ⁵Urogynecology Unit, Obstetrics and Gynecology Divi, H. Dr. Sotero del Río; Pontificia Univ. Cat, Santiago, Chile, ⁶Cleveland clinic, Cleveland, OH, ⁷Pontificia Univ. Católica de Chile, SANTIAGO, Chile.

140

THE SAFETY OF TENS ON CERVICAL CANCER PATIENTS

X. SUN¹, S. WANG¹, J. WANG²;

¹Dept. Ob Gyn, Peking Univ. People's Hosp., Beijing, China, ²Peking Univ. people's Hosp., Beijing, China.

141

INCIDENCE OF URINARY TRACT INFECTIONS IN WOMEN WITH POST OPERATIVE VOIDING DYSFUNCTION

B. BROWN¹, V. WONG², M. I. FRAZER¹;

¹Urogynaecology, Gold Coast Univ. Hosp., Southport, QLD, Australia, ²Nepean Med. Campus, Univ. of Sydney, Penrith, Australia.

142

IS METABOLIC SYNDROME INFLUENCING FACTOR IN FEMALE LOWER URINARY TRACT SYMPTOMS?

H. YOON¹, Y. PARK², W. CHUNG¹;

¹Urology, Ewha Womans Univ. Sch. of Med., Seoul, Korea, Republic of, ²Urology, Ewha Womans Univ. Seoul Seonam Hosp., Seoul, Korea, Republic of.



05:10 p.m. - 05:30 p.m.

Mini State of the Art

MUT/Sling Update: Is there a need to revisit the Transobturator Tape/Sling

Wael Agur (United Kingdom)

04:30 p.m. - 05:30 p.m.

Podium Session 7 / Oral Poster Session 7 - Translational Science

Location: East Ballroom B

Moderators: Marie-Andrée Harvey (Canada) & Halina Zyczynski (USA)

046

AUTOLOGOUS MUSCLE DERIVED CELLS FOR URINARY SPHINCTER REPAIR IN WOMEN WITH STRESS URINARY INCONTINENCE: PRELIMINARY ASSESSMENT OF SINGLE AND MULTIPLE TREATMENT MODALITIES

L. CARR¹, L. TU², M. ROBERT³, D. QUINLAN⁴, K. CARLSON⁵, S. HERSCHORN¹, R. JANKOWSKI⁶, R. DMOCHOWSKI⁷, M. CHANCELLOR⁸;

¹Sunnybrook Hlth. Sci. Ctr., Toronto, Canada, ²Ctr. Hosp.ier Univ.ire de Sherbrooke, Sherbrooke, Canada, ³ob/gyn, Univ. of Calgary, Calgary, Canada, ⁴Univ. of British Columbia, Victoria, Canada, ⁵Univ. of Calgary, Calgary, Canada, ⁶Cook MyoSite Inc., Pittsburgh, PA, ⁷Vanderbilt, Nashville, TN, ⁸Oakland Univ. William Beaumont Sch. of Medi, Royal Oak, PA.

047

REAL-TIME CHANGES IN BRAIN ACTIVITY DURING SACRAL NEUROMODULATION FOR OVERACTIVE BLADDER

J. PIZARRO-BERDICHEVSKY¹, B. GILL², P. BHATTACHARYYA³, S. E. JONES³, H. B. GOLDMAN²;
¹Urology; Urogynecology Unit; Division Obstetricia y Ginecologia, Cleveland Clinic; H. Dr. Sotero del Rio; Pontificia Univ. Catolica de Chile, Santiago, Chile, ²Urology, Cleveland Clinic, Cleveland, OH, ³Radiology, Cleveland Clinic, Cleveland, OH.

048

CULTURE INDEPENDENT ANALYSIS OF RECURRENT BACTERIAL CYSTITIS IN PATIENTS WITH REFRACTORY DETRUSOR OVERACTIVITY

Z. CHEN¹, L. J. BATES¹, M. PHAN², M. A. SCHEMBRI³, K. H. MOORE⁴;

¹Department of Urogynaecology, St George Hosp., NSW, Australia, ²Univ. of Queensland, NSW, Australia, ³Univ. of Queensland, Brisbane, Australia, ⁴UNSW, Short Street, Kogarah, Australia.

143

URINE DERIVED PLURIPOTENT STEM CELLS FROM PATIENTS WITH STRESS URINE INCONTINENCE: A SOURCE FOR DERIVATION OF AUTOLOGOUS FIBROBLASTS FOR TREATMENT OF PELVIC FLOOR DISORDERS (PILOT PROJECT)

M. KIBSCHULL¹, T. NGUYEN¹, T. CHOW¹, S. LYE¹, H. P. DRUTZ², M. ALARAB², I. ROGERS¹, O. SHYNLOVA¹;

¹Lunenfeld-Tanenbaum Research Institute, Sinai Hlth. System, Toronto, Canada, ²Obstetrics and Gynecology, Division of Urogynecology, Sinai Hlth. System, Toronto, Canada.

145

THE CO-CULTURE OF ADIPOSE DERIVED STEM CELLS DIFFERENTIATED SMOOTH MUSCLE CELLS AND FIBROBLASTS ON A SILK FIBROIN SCAFFOLD: A PRIMARY RESEARCH ON THE PROLIFERATION AND MECHANICAL CHARACTERISTICS

Y. CHANG¹, X. SUN², J. WANG³;

¹OB/Gyn, Peking Univ. People's Hosp., Beijing, China, ²Dept. Ob Gyn, Peking Univ. People's Hosp., Beijing, China, ³Peking Univ. people's Hosp., Beijing, China.

146

THE EXPRESSION OF MAJOR ECM PROTEINS-COLLAGEN AND ELASTIN-IS ENHANCED BY LOCAL ESTROGEN THERAPY IN POSTMENOPAUSAL WOMEN WITH SEVERE POP

T. TYAGI¹, M. ALARAB², S. LYE³, O. SHYNLOVA⁴;

¹Lunenfeld Tanenbaum Res. Inst., Toronto, Canada, ²Obstetrics and Gynecology, Division Of Urogynecolo, Mount Sinai Hosp., Toronto, Canada, ³Lunenfeld-Tanenbaum Res. Inst., Toronto, Canada, ⁴Mount Sinai Hosp., Toronto, Canada.

04:30 p.m. - 05:30 p.m.

Oral Poster Session 8 - Urinary Incontinence and Anorectal Dysfunction

Location: East Ballroom A

Moderators: Hans Peter Dietz (Australia) & Wolfgang Umek (Austria)

04:30 p.m. - 04:50 p.m.

Mini State of the Art

Update on Neurogenic Bladder Dysfunction

Lynn Stothers (Canada)

147

REVIEW OF CLINICAL PRACTICE AFTER INTRODUCTION OF RISK REDUCING STRATEGIES TO PREVENT OASIS



N. BOYD, L. TOMLINSON;

Department of Obstetrics and Gynaecology, Middlemore Hosp., Auckland, New Zealand.

148

GENITAL HIATUS AND PERINEAL BODY MEASURES: CORRELATION WITH DEFECATORY SYMPTOMS

L. S. BEZERRA¹, J. A. VASCONCELOS NETO², C. VASCONCELOS³, S. M. REGADAS², K. L. AUGUSTO², A. P. BILHAR⁴, S. L. ARCANJO²;

¹Saúde Materno Infantil, Federal Univ. of Ceara, Fortaleza, Brazil, ²CIRURGIA, Federal Univ. of Ceara, Fortaleza, Brazil, ³Univ. Federal do Ceará, Fortaleza, Brazil, ⁴UNIFESP, Fortaleza, Brazil.

149

INTERVIEW-BASED OR SELF-ADMINISTERED ST. MARK'S INCONTINENCE SCORE, - IS THERE A DIFFERENCE?

H. H. JOHANNESSEN¹, S. NORDERVAL², A. STORDAHL¹, A. WIBE³;

¹Ostfold Hosp. Trust, Sarpsborg, Norway, ²Department of Surgery, Univ. Hosp. of North-Norway, Tromsø, Norway, ³Norwegian Univ. of Sci. and Technology, Trondheim, Norway.

150

3C OR NOT TO SEE? SHOULD CONSULTANT PRESENCE BE MANDATORY FOR ALL OBSTETRIC ANAL SPHINCTER INJURIES INVOLVING THE INTERNAL ANAL SPHINCTER?

K. WONG, V. ANDREWS;

Obstetric and Gynaecology, Univ. Hosp. Lewisham, London, United Kingdom.

151

DOES THE PRESENCE OF A TRUE RECTOCELE INCREASE THE LIKELIHOOD OF SYMPTOMS OF PROLAPSE?

B. BROWN, N. SUBRAMANIAM, T. FRIEDMAN, F. A. SOLAR ALTAMIRANO, H. DIETZ;

Sydney Med. Sch. Nepean, Sydney, Australia.

152

PROSPECTIVE COMPARISON OF THE INCIDENCE OF OASIS BETWEEN A WESTERN AND ASIAN HOSPITAL USING A SINGLE EXAMINER

L. J. BATES¹, J. MELON², R. M. TURNER³, S. CHAN⁴, E. KARANTANIS⁵;

¹Department of Urogynaecology, St George Hosp., Univ. of NSW, NSW, Australia, ²Department of Obstetrics and Gynaecology, Prince of Wales Hosp., The Chinese Univ. of Hong Kong, Shatin, Hong Kong, Hong Kong, ³School of Public Health and Community Medicine, Univ. of New South Wales, NSW, Australia, ⁴Chinese Univ. of Hong Kong, Shatin, Hong Kong,

⁵Department of Urogynaecology, St George Hosp., Univ. of New South Wales, NSW, Australia.

153

FINITE ELEMENT MODEL FOCUSED ON STRESS DISTRIBUTION IN THE LEVATOR ANI DURING VAGINAL DELIVERY IN THE PERSISTENCE OF AN INITIAL OCCIPUT POSTERIOR POSITION.

L. KROFTA¹, L. HAVELKOVA², I. URBANKOVA¹, M. KRCMAR¹, O. GOJIS¹, L. HYNČIK², J. FEYEREISL¹;

¹Inst. for the care of mother and child, Prague, Czech Republic, ²New Technologies – Res. Ctr., Univ. of West Bohemia, Plzeň, Czech Republic.


07:00 p.m. - 12:00 a.m.

Meeting/Gala Dinner

Location: Pinnacle Hotel Harbourfront



SCHEDULE AT A GLANCE

	Location	Page
07:00 a.m. - 07:45 a.m. Morning Yoga: Using Mindfulness, Breath, and Gentle Movement for Pain Management	East Meeting Room 11-12	61
08:00 a.m. - 09:30 a.m. Podium Session 8 - Surgical Complications and Anatomy	East Ballroom A	61
09:30 a.m. - 10:30 a.m. Debate: Blinded by or Seeing the Light – Laser is the Best Treatment for Vaginal Atrophy	East Ballroom A	61
10:30 a.m. - 11:00 a.m.  Coffee Break	Foyer	62
11:00 a.m. - 12:30 p.m. Oral Poster Session 9 - Prolapse	PARALLEL East Ballroom A	62
11:00 a.m. - 12:30 p.m. Oral Poster Session 10 - Sexual Function and Pelvic Pain	PARALLEL East Ballroom B	63
11:00 a.m. - 12:30 p.m. Oral Poster Session 11 - Incontinence - Treatment	PARALLEL East Ballroom C	64
12:30 p.m. - 01:00 p.m. Closing Remarks	East Ballroom A	65



07:00 a.m. - 07:45 a.m.

Morning Yoga: Using Mindfulness, Breath, and Gentle Movement for Pain Management

Location: East Meeting Room 11-12

Shelly Prosko (Canada)

08:00 a.m. - 09:30 a.m.

Podium Session 8 - Surgical Complications and Anatomy

Location: East Ballroom A

Moderators: G. Willy Davila (USA) & Jane Schulz (Canada)

049

REPORT OF COMPLICATIONS IN PELVIC FLOOR SURGERY WITH NATIVE TISSUE, USING INTERNATIONAL UROGYNECOLOGICAL ASSOCIATION AND INTERNATIONAL CONTINENCE SOCIETY (IUGA/ICS) CLASSIFICATION SCALE. 10. 8 YEARS OF EXPERIENCE IN A UNIVERSITY HOSPITAL.

C. A. DIAZ¹, C. BELTRAN², G. A. PARRA³;

¹Urogynecology & pelvic floor Unit of Hospital de San Jose, Fndn. Univ. of Hlth.Sci. (FUCS), Bogota, Colombia, ²Hosp. de San Jose, Bogota, Colombia, ³SES Hospital de Caldas, Gynecology and obstetrics unit. Manizales, Caldas., Fndn. Univ. of Hlth.Sci. (FUCS), Bogota, Colombia.

050

POST OPERATIVE COMPLICATIONS RATES BASED ON VAGINAL APPROACH FOR PROLAPSE: RESULTS FROM THE NATIONAL SURGICAL QUALITY IMPROVEMENT PROGRAM (SNQIP) DATABASE

K. SMITH, D. LAZARE, L. STOTHERS;

Univ. of British Columbia, Vancouver, Canada.

051

REPORT OF COMPLICATIONS WITH VAGINAL POLYPROPYLENE MESH FOR PELVIC ORGAN PROLAPSE REPAIR, USING INTERNATIONAL UROGYNECOLOGICAL ASSOCIATION AND INTERNATIONAL CONTINENCE SOCIETY (IUGA/ICS) CLASSIFICATION SCALE. 10 YEARS OF EXPERIENCE IN A UNIVERSITY HOSPITAL.

C. A. DIAZ¹, C. BELTRAN², G. PARRA³;

¹Urogynecology & pelvic floor Unit of Hospital de San Jose, Fndn. Univ. of Hlth.Sci. (FUCS), Bogota, Colombia, ²Hosp. de San Jose, Bogota, Colombia, ³ses Hosp. de caldas, manizales, Colombia.

052

PROPHYLACTIC ANTIBIOTIC USAGE AND PREDICTORS OF SURGICAL SITE INFECTION IN CLASS I

GYNECOLOGIC SURGERY

M. M. RIEGER¹, O. LARA², K. R. SEBASTIAN³, A. B. WHITE⁴;

¹Department of Women's Health, Dell Med. Sch. at The Univ. of Texas at Austin, Austin, TX, ²UT Dell Sch. of Med., Austin, TX, ³Seton Hlth.care Family, Austin, TX, ⁴Univ. of Texas at Austin, Austin, TX.

053

IS PRE-OPERATIVE PELVIC FLOOR MUSCLE WEAKNESS A PREDICTOR OF SURGICAL FAILURE OF ANTERIOR VAGINAL PROLAPSE REPAIRS?

J. S. SCHACHAR, H. DEVAKUMAR, L. MARTIN, N.

CHANDRASEKARAN, E. A. HURTADO, G. DAVILA;
Cleveland Clinic Florida, Weston, FL.

054

PELVIC FLOOR AND ABDOMINAL MUSCLE CROSS-TALKING IN WOMEN: A SYSTEMATIC REVIEW AND META-ANALYSIS

G. VESENTINI¹, L. A. RIGHESSO², F. PICULO¹, G. MARINI¹, A. BARBOSA³, R. EL DIB⁴, M. V. RUDGE¹;

¹Gynecology and Obstetrics, Univ.e Estadual Paulista, Botucatu, Brazil, ²Oral and Maxillofacial Surgery, Univ. Med. Ctr. Mainz, Mainz, Germany, ³UNESP, Assis, Brazil, ⁴Biosciences, Univ.e Estadual Paulista, São José dos Campos, Brazil.

055

NATIONAL COMPLICATION RATE OF VESICOVAGINAL FISTULAS IN THE US

D. H. AKINGBA¹, C. POWELL², J. DAI³;

¹Urogynecology, Wayne State, Detroit, MI, ²Urology, IUPUI, Indianapolis, IN, ³Statistics, Wayne State, Detroit, MI.

09:30 a.m. - 10:30 a.m.

Debate: Blinded by or Seeing the Light – Laser is the Best Treatment for Vaginal Atrophy

Location: East Ballroom A

Moderators: Linda Cardozo (United Kingdom) & Jane Schulz (Canada)

Lasers

Oscar Aguirre (USA) & Adrian Gaspar (Argentina)

Vaginal Oestrogens

Timothy Hillard (United Kingdom) & Shawna Johnston (Canada)



10:30 a.m. - 11:00 a.m.

Coffee Break

Location: Foyer

11:00 a.m. - 12:30 p.m.

Oral Poster Session 9 - Prolapse

Location: East Ballroom A

Moderators: Tsia-Shu Lo (Taiwan) & Roy Ng (Singapore)

154

DOES LEVATOR ANI MUSCLE INJURY AFFECT THE EFFICACY OF VAGINAL PESSARY IN WOMEN WITH PELVIC ORGAN PROLAPSE

R. CHEUNG¹, L. LEE², S. CHAN³;

¹Department of Obstetrics & Gynecology, Prince of Wales Hosp., Hong Kong, Hong Kong, ²The Chinese Univ. of Hong Kong, Hong Kong, Hong Kong, ³Chinese Univ. of Hong Kong, Shatin, Hong Kong.

156

PREDICTORS FOR DETRUSOR OVERACTIVITY FOLLOWING EXTENSIVE VAGINAL PELVIC RECONSTRUCTIVE SURGERY

T. LO¹, K. CHUAN CHI², R. K. IBRAHIM³, W. HSIEH⁴;

¹Chang Gung Mem. Hosp., Keelung, Taiwan, ²Chang Kung Mem. Hosp., Keelung, Taiwan, ³Albashir Hosp., Amman, Jordan, ⁴Chang Gung Mem. Hosp. Linkou Med. Ctr., Taoyuan, Taiwan.

157

MAXIMIZING THE COST EFFECTIVENESS OF ROBOTIC-ASSISTED SACROCOLPOPEXY THROUGH OPERATING ROOM COST CONTAINMENT INITIATIVES

A. HARRISON¹, J. TURCOTTE², Y. ZHENG¹, K. A. HOSKEY¹, B. WALTON¹;

¹Anne Arundel Med. Ctr., Annapolis, MD, ²Surgery, Anne Arundel Med. Ctr., Annapolis, MD.

158

WHAT ARE PATIENT GOALS AFTER AN ANTERIOR COLPORRHAPHY OPERATION?

K. GLAVIND, J. BJOERK, S. KOUSGAARD;

Gyn. Obst. dept., Aalborg Univ. Hosp., Aalborg, Denmark.

159

PROSPECTIVE ASSESSMENT OF ROBOTIC ASSISTED SACROCOLPOPEXY FOR THE TREATMENT OF PELVIC ORGAN PROLAPSE; A EUROPEAN BI-CENTRE COHORT (PARSEC).

F. VAN ZANTEN¹, O. E. O'SULLIVAN², S. SCHRAFFORDT

KOOPS¹, B. A. O'REILLY²;

¹Meander Med. Ctr., Amersfoort, Netherlands, ²CUMH, Cork, Ireland.

160

SACROSPINOUS LIGAMENT FIXATION FOR HYSTEROPEXY: DOES CONCOMITANT ANTERIOR AND POSTERIOR FIXATION IMPROVE SURGICAL OUTCOME?

T. LO¹, W. HSIEH², J. YANG³, M. UY-PATRIMONIO⁴, Y. LIN⁵;

¹Chang Gung Mem. Hosp., Keelung, Taiwan, ²Chang Gung Mem. Hosp. Linkou Med. Ctr., Taoyuan, Taiwan, ³Xiamen Chang Gung Mem. Hosp., Xiamen, China, ⁴Dr. Pablo O. Torre Mem. Hosp., Talisay City, Philippines, ⁵Obstetrics and gynecology, Chang Gung Mem. Hosp., Tao-Yuan, Taiwan.

161

PREDICTORS OF RING PESSARY SUCCESS

S. PIXTON, J. CAUDWELL-HALL, F. TUREL, H. DIETZ;

Sydney Med. Sch. Nepean, Sydney, Australia.

162

INTERACTIONS BETWEEN PELVIC ORGAN PROTRUSION, LEVATOR ANI DESCENT, AND HIATAL ENLARGEMENT IN WOMEN WITH AND WITHOUT PROLAPSE

A. G. SAMMARCO¹, L. NANDIKANTI², E. K. KOBERNIK¹, B. XIE¹, A. JANKOWSKI¹, C. W. SWENSON¹, J. O. DELANCEY¹;

¹Obstetrics and Gynecology, Univ. of Michigan, Ann Arbor, MI, ²Univ. of Michigan, Ann Arbor, MI.

163

REPORT OF COMPLICATIONS WITH SUBURETHRAL SLINGS USING INTERNATIONAL UROGYNECOLOGICAL ASSOCIATION AND INTERNATIONAL CONTINENCE SOCIETY (IUGA/ICS) CLASSIFICATION SCALE. 10 YEARS OF EXPERIENCE IN A UNIVERSITY HOSPITAL.

C. A. DIAZ¹, C. BELTRAN², G. A. PARRA³;

¹Urogynecology & pelvic floor Unit of Hospital de San Jose, Fndn. Univ. of Hlth.Sci. (FUCS), Bogota, Colombia, ²Hosp. de San Jose, Bogota, Colombia, ³SES Hospital de Caldas, Gynecology and obstetrics unit. Manizales, Caldas, Fndn. Univ. of Hlth.Sci. (FUCS), Bogota, Colombia.

12:10 p.m. - 12:30 p.m.

Mini State of the Art

Is there an Association between POP and OAB?

Stefano Salvatore (Italy)



11:00 a.m. - 12:30 p.m.

Oral Poster Session 10 - Sexual Function and Pelvic Pain

Location: East Ballroom B

Moderators: Claudia Brown (Canada) &
Luiz Gustavo Oliveira Brito (Brazil)

164

VAGINAL ATROPHY TREATMENT USING MICROABLATIVE FRACTIONAL CARBON DIOXIDE LASER: A RANDOMIZED PATIENT AND EVALUATOR-BLINDED SHAM-CONTROLLED TRIAL, AN INTERIM ANALYSIS

P. RUANPHOO¹, S. BUNYAVEJCHEVIN²;

¹Obstetrics and Gynecology, Faculty of Med., Chulalongkorn Univ., Bangkok, Thailand, ²chulalongkorn Univ., BKK, Thailand.

165

A POPULATION-BASED EPIDEMIOLOGICAL STUDY OF FEMALE SEXUAL DYSFUNCTION IN MAINLAND CHINA: PREVALENCE AND RISK FACTORS

L. ZHU;

Department of Obstetrics and Gynecology, Peking Union Med. Coll. Hosp., Beijing, China.

166

BODY-IMAGE AND PELVIC ORGAN PROLAPSE IN A BRAZILIAN POPULATION: VALIDATION OF THE BIPOP QUESTIONNAIRE AND CORRELATION WITH ATTRACTIVENESS AND SEXUAL FUNCTION SCORES

R. M. MORONI¹, L. BRITO², C. H. FERREIRA³, L. A. LARA⁴, C. JULIATO⁵, P. S. MAGNANI⁶, E. B. DE CASTRO², M. V. ROSIQUE², A. A. NOGUEIRA⁷;

¹Gynecology and Obstetrics, UNOESTE, Cascavel, Brazil, ²Gynecology and Obstetrics, Univ. of Campinas, Campinas, Brazil, ³Rehabilitation and Functional Development, Ribeirao Preto Med. Sch., Univ. of Sao Paulo, Ribeirao Preto, Brazil, ⁴Gynecology and Obstetrics, Ribeirao Preto Med. Sch., Univ. of Sao Paulo, Ribeirao Preto, Brazil, ⁵Univ. of Campinas, Campinas, Brazil, ⁶Ginecologia e Obstetrícia, Hosp. das Clínicas da Faculdade de Medic, Ribeirão Preto, Brazil, ⁷Ribeirao Preto Med. School: Univ. of Ribeirao Preto - SP, Brazil.

167

VULVODYNIA SYSTEMATIC REVIEW ON DRUG TREATMENT

M. MONTEIRO¹, G. M. PEREIRA², M. MARCOLINO², J. SENRA²;

¹FEDERAL Univ. OF MINAS GERAIS, BELO HORIZONTE, Brazil, ²Department of Obstetrics and Gynaecology, Univ.e Federal de Minas Gerais, Belo Horizonte, Brazil.

168

VAGINAL LAXITY - PREVALENCE, IMPACT AND ASSOCIATED SYMPTOMS IN WOMEN ATTENDING A UROGYNAECOLOGY CLINIC.

P. C. CAMPBELL¹, M. KRYCHMAN², T. G. GRAY¹, H. VICKERS¹, W. LI³, J. MONEY-TAYLOR³, S. C. RADLEY¹;

¹Department of Urogynaecology, Sheffield Teaching Hosp., Sheffield, United Kingdom, ²Southern California Ctr. for Sexual Hlth. and S, Newport Beach, CA, ³Sheffield Medical School, Univ. of Sheffield, Sheffield, United Kingdom.

169

INTERNAL CONSISTENCY AND RELIABILITY OF THE POLISH VERSION OF THE PELVIC ORGAN PROLAPSE/ INCONTINENCE SEXUAL QUESTIONNAIRE, IUGA-REVISED (PISQ-IR)

M. E. GRZYBOWSKA¹, J. PIASKOWSKA-CALA², D. G. WYDRA³;

¹Department of Gynecology, Gynecological Oncology and Gynecological Endocrinology, Med. Univ. of Gdańsk, Gdańsk, Poland, ²Med. Univ. of Gdańsk, Gdańsk, Poland, ³MU of Gdansk, Gdansk, Poland.

170

INTIMATE PARTNER VIOLENCE: SURVEY WITH GYNECOLOGISTS AND OBSTETRICIANS IN BRAZIL

G. M. PEREIRA¹, M. MONTEIRO², A. D. PIRES¹, A. L. VALE¹, F. C. CAETANO¹;

¹Department of Obstetrics and Gynaecology, Univ.e Federal de Minas Gerais, Belo Horizonte, Brazil, ²FEDERAL Univ. OF MINAS GERAIS, BELO HORIZONTE, Brazil.

171

A PROSPECTIVE MULTICENTRE RANDOMISED CONTROLLED TRIAL OF QUALITY OF LIFE AND SEXUAL SATISFACTION COMPARING CLINICIAN ASSISTED PELVIC FLOOR EXERCISES WITH PERICOACH ASSISTED PELVIC FLOOR EXERCISES IN THE MANAGEMENT OF FEMALE STRESS URINARY INCONTINENCE

P. CASTILLO;

Womens Pelvic Hlth.Inst., Los Gatos, CA.

172

COEXISTENCE OF BLADDER PAIN SYNDROME AND ENDOMETRIOSIS IN WOMEN WITH CHRONIC PELVIC PAIN

A. S. ARUNKALAIVANAN, H. KAUR;

Gynaecology, Waikiki Private Hosp., Waikiki, Australia.



173

RISK FACTOR AFFECTING RECURRENCE OF CYSTITIS AFTER UROVAXOM TREATMENT FOR FEMALE PATIENTS WITH RECURRENT CYSTITIS

J. HAN¹, C. KIM², H. LEE³;

¹Department of Urology, Pusan Natl. Univ. Yangsan Hosp., Pusan Natl. Univ. Sch. of Med., Yangsan, Korea, Republic of, ²Department of Urology, Gachon Univ. Gil Med. Ctr., Gachon Univ. Sch. of Med., Incheon, Korea, Republic of, ³Cheil Gen. Hosp. & Women's Hlth.care Ctr., Seoul, Korea, Republic of.

174

REFRACTORY PUDENDAL PAIN AND PELVIC FLOOR DYSFUNCTION CAUSED BY INTRAPELVIC NERVE ENTRAPMENTS - A REVIEW OF 50 CONSECUTIVE CASES

N. L. LEMOS¹, J. PAPILLON-SMITH¹, R. MORETTI-MARQUES², G. L. FERNANDES², M. J. GIRÃO³, J. M. SOLNIK⁴;

¹Dept. Obstetrics and Gynecology, Division of Pelvic Functional Surgery and Neuropelvicology, Univ. of Toronto, Toronto, Canada, ²Dept. of Gynecology, Division of Pelvic Pelvic Neurodysfunctions, Federal Univ. of São Paulo, São Paulo, Brazil, ³Dept. Gynecology, Federal Univ. of São Paulo, São Paulo, Brazil, ⁴Dept. Obstetrics and Gynecology, Division of Minimally Invasive Surgery, Univ. of Toronto, Toronto, Canada.

175

Osteopathic Intravaginal Treatment In Pregnant Women With Low Back Pain

A. WIESNER¹, J. GÜNTHER-BORSTEL², T. LIEM², C. CIRANNA-RAAB², T. SCHMIDT³;

¹Osteopathie Prien, Prien, Germany, ²Osteopathie-Schule Deutschland, Hamburg, Germany, ³University Hamburg, Sports- and Movement Sci., Hamburg, Germany.

11:00 a.m. - 12:30 p.m.

Oral Poster Session 11 - Incontinence - Treatment

Location: East Ballroom C

Moderators: Aswini Balachandran (United Kingdom) & Douglas Tincello (United Kingdom)

11:00 a.m. - 11:20 a.m.

Mini State of the Art

The Dilemma of Mixed Incontinence

Dudley Robinson (United Kingdom)

176

SURGERY FOR RECURRENT STRESS INCONTINENCE IN THE UK 2007-2015

D. G. TINCELLO¹, F. BACH², P. TOOZS-HOBSON³;

¹Health Sciences, Univ. of Leicester, Leicester, United Kingdom, ²Birmingham Women's Hosp., Birmingham, United Kingdom, ³Birmingham women's Foundaiton NHS Trust, Birmingham, United Kingdom.

177

MIND OVER MATTER: TREATING INCONTINENCE WITH COMMUNITY-BASED INTERVENTION

E. W. MELLER¹, H. BARNES¹, M. E. WISE¹, J. E. MAHONEY¹, R. G. ROGERS², H. W. BROWN¹;

¹Univ. of Wisconsin - Madison, Madison, WI, ²Dell Med. Sch., Austin, TX.

178

CYSTODISTENSION AS A TREATMENT FOR OVERACTIVE BLADDER - RESULTS OF AN RCT

A. BALACHANDRAN¹, N. L. CURTISS², J. DUCKETT³;

¹Obstetrics and Gynaecology, Medway NHS Fndn. Trust, Kent, United Kingdom, ²Medway NHS Foundation Trust, Medway NHS Fndn. Trust, Kent, United Kingdom, ³Obstetrics and Gynaecology, Medway NHS Fndn. trust, Gillingham, United Kingdom.

179

LOW INCIDENCE OF CLEAN INTERMITTENT CATHETERIZATION WITH ONABOTULINUMTOXINA IN DIVERSE AGE GROUPS OF FEMALE PATIENTS WITH OVERACTIVE BLADDER AND CORRESPONDING IMPROVEMENTS IN URINARY SYMPTOMS AND QUALITY OF LIFE IN A POOLED POST HOC ANALYSIS OF PHASE 3 TRIALS

D. ROBINSON¹, V. W. NITTI², E. ROVNER³, R. DMOCHOWSKI⁴, C. R. CHAPPLE⁵, D. GINSBERG⁶, T. ABOUSHWAREB⁷, C. CHANG⁸, D. S. HALE⁹;

¹King's Coll. Hosp. NHS Fndn. Trust, London, United Kingdom, ²New York Univ. Langone Med. Ctr., New York, NY, ³Med. Univ. of South Carolina, Charleston, SC, ⁴Vanderbilt Univ. Med. Ctr., Nashville, TN, ⁵Royal Hallamshire Hosp., Sheffield, United Kingdom, ⁶Univ. of Southern California, Los Angeles, CA, ⁷Allergan plc, Irvine, CA, ⁸Allergan plc, Bridgewater, NJ, ⁹Urogynecology Associates, pc, Indianapolis, IN.

180

SLING OUTCOMES IN DIABETIC AND NON-DIABETIC WOMEN: DO DIFFERENCES EXIST? A SECONDARY ANALYSIS OF THE TOMUS DATA

D. E. CHUNG¹, H. ABED², H. BROWN³, D. D. ANTOSH⁴, S. OLIPHANT⁵, C. L. GRIMES⁶;

¹Urology, Columbia Univ. Med. Ctr., New York, NY, ²Urology, Univ. of Mississippi Med. Ctr., Jackson, MS, ³OBGYN, Univ. of Wisconsin, Madison, WI, ⁴Houston Methodist Hosp., Houston, TX, ⁵OBGYN, Univ. of Arkansas, Little Rock, AR, ⁶OBGYN, Columbia Univ. Med. Ctr., New York, NY.

181

ASSESSING QUALITY OF LIFE AND PERSISTENCE IN PATIENTS PRESCRIBED MIRABEGRON IN ROUTINE CLINICAL PRACTICE; RESULTS FROM A PAN-EUROPEAN NON-INTERVENTIONAL STUDY

R. M. FREEMAN¹, R. GRILL², Z. KACHLIROVA², N. CHOUDHURY³, A. STARI³, M. HUANG³;



¹Plymouth Hosp. NHS Trust, Plymouth, United Kingdom, ²Charles Univ., Prague, Czech Republic, ³Astellas Pharma Europe Ltd, Chertsey, United Kingdom.

182

**THE ANTICHOLINERGIC BURDEN OF WOMEN
REFERRED TO UROGYNAECOLOGY**

N. L. CURTISS¹, M. BASU ², J. DUCKETT ¹;

¹Gynaecology, Medway NHS Fdn. trust, Gillingham, United Kingdom,

²Gynaecology, Medway Maritime Hosp., Gillingham, United Kingdom.

183

**Effects of bladder training and behavioural
intervention in Female patients with overactive
bladder syndrome:A randomized controlled trial at
AKU**

R. M. RIZVI¹, N. G. CHUGHTAI ², N. N. KAPADIA ³;

¹Of Obstetrics and Gynecology, AKUH, karachi, Pakistan, ²AKUH, karachi, Pakistan, ³physiotherapy, AKUH, karachi, Pakistan.

12:30 p.m. - 01:00 p.m.

Closing Remarks

Location: East Ballroom A



301

ADHERENCE AND FOLLOW-UP TO PESSARY USING EDUCATIONAL VIDEO: PROSPECTIVE COHORT

L. S. BEZERRA¹, C. T. VASCONCELOS², J. VASCONCELOS NETO³, K. D. BEZERRA⁴, D. M. SABOIA⁵, M. O. ORIA⁶, T. S. DO NASCIMENTO⁵, R. N. REBOUCAS⁵, V. F. VIANA⁵;

¹Saúde Materno Infantil, Federal Univ. of Ceara, Fortaleza, Brazil, ²Univ. Federal do Ceará, Fortaleza, Brazil, ³Hosp. Geral de Fortaleza, Fortaleza, Brazil, ⁴NURSE DEPARTMENT, FEDERAL Univ. OF CEARÁ, Fortaleza, Brazil, ⁵NURSE DEPARTMENT, Federal Univ. of Ceara, Fortaleza, Brazil, ⁶Federal Univ. of Ceara, Fortaleza, Brazil.

302

WHAT ARE THE CLINICAL FACTORS THAT ARE PREDICTIVE OF PERSISTENT PESSARY USE AT 12 MONTHS?

M. C. CHAN¹, M. HYAKUTAKE¹, M. YASKINA², J. A. SCHULZ³;

¹Obstetrics and Gynecology, Univ. of Alberta, Edmonton, Canada, ²Women and Children's Health Research Institute, Univ. of Alberta, Edmonton, Canada, ³Lois Hole Hosp. for Women, Dept. of Obstet, Edmonton, Canada.

303

THE SAFETY, OBJECTIVE AND SUBJECTIVE OUTCOME OF LAPAROSCOPIC SACROCOLPOPEXY WITHOUT RETROPERITONEALISATION OF MESH: A LONG TERM COHORT STUDY

W. M. KLERKX, C. VAN DEN AKKER, P. S. SCHOLTEN;

Diakonessenhuis, Utrecht, Netherlands.

304

PELVIC FLOOR MUSCLE FUNCTION BEFORE AND AFTER PELVIC ORGAN PROLAPSE SURGERY: A CROSS-SECTIONAL STUDY

M. F. BONACIN¹, L. BRITO², T. B. DUARTE¹, E. A. THOMAS³, P. L. DWYER⁴, C. H. FERREIRA⁵;

¹Rehabilitation and Functional Development, Ribeirão Preto Med. Sch., Univ. of São Paulo, Ribeirão Preto, Brazil, ²Gynecology and Obstetrics, Univ. of Campinas, Campinas, Brazil, ³Urogynaecology, Mercy Hosp. for Women, Melbourne, Australia, ⁴Mercy Hospital for Women, Melbourne, Australia, ⁵Univ. of São Paulo, Ribeirão Preto, Brazil.

305

FOUR YEARS EXPERIENCE WITH USAGE OF LOCAL ANESTHESIA FOR VAGINAL RECONSTRUCTIVE SURGERY IN ELDERLY PATIENTS

J. VLACIL, O. SOTTNER, K. MAXOVA, M. KOTOULOVA, M. HALASKA;

Dpt. of OB/Gyn, Hospital Na Bulovce, Charles Univ. in Prague, Prague, Czech Republic.

306

LEVATOR AVULSION: HOW LIKELY IS A FALSE POSITIVE DIAGNOSIS?

F. TUREL, K. SHEK, H. DIETZ;

Sydney Med. Sch. Nepean, Sydney, Australia.

307

A SURVEY OF PATIENT FACTORS IMPACTING ACQUISITION OF HEALTH INFORMATION ABOUT PELVIC FLOOR DISORDERS

A. BAIN¹, M. HYAKUTAKE², M. YASKINA¹, J. A. SCHULZ²;

¹Women and Children's Health Research Institute, Lois Hole Hosp. for Women, Dept. of Obstet, Edmonton, Canada, ²Obstetrics and Gynecology, Lois Hole Hosp. for Women, Dept. of Obstet, Edmonton, Canada.

308

DROP OFF THE CURTAIN: IS OVERWEIGHT OR OBESITY REALLY IMPORTANT RISK FACTOR OF SYMPTOMATIC PELVIC ORGAN PROLAPSE?

B. FARKAS¹, P. GAL¹, J. BODIS¹, N. FARKAS², Z. NEMETH³;

¹Department of Obstetrics and Gynaecology, University of Pecs, Clinical Ctr., Pecs, Hungary, ²Institute of Bioanalysis, University of Pecs, Clinical Ctr., Pecs, Hungary, ³Saint John of God Hosp. Vienna, Dept. of G, Vienna, Austria.

309

OUTCOME OF WOMEN WHO RECEIVED LAPAROSCOPIC SURGERY FOR PELVIC ORGAN PROLAPSE

S. CHAN¹, R. CHEUNG²;

¹Department of Obstetrics and Gynaecology, The Chinese Univ. of Hong Kong, Shatin, Hong Kong, ²Department of Obstetrics & Gynecology, The Chinese Univ. of Hong Kong, Hong Kong, Hong Kong.

310

PREVALENCE OF LEVATOR ANI MUSCLE AVULSION IN WOMEN PRESENTING FOR PELVIC ORGAN PROLAPSE PREVALENCE OF LEVATOR ANI MUSCLE AVULSION IN WOMEN PRESENTING FOR PELVIC ORGAN PROLAPSE

C. YU¹, S. CHAN², R. CHEUNG³;

¹Obstetrics and Gynaecology, Prince of Wales Hosp., Hong Kong, Hong Kong, ²Chinese Univ. of Hong Kong, Shatin, Hong Kong, ³Obstetrics & Gynecology, Prince of Wales Hosp., Hong Kong, Hong Kong.

311

ANATOMICAL OUTCOMES COMPARED BETWEEN OPEN AND LAPAROSCOPIC SACRAL COLPOPEXY AT 24 MONTHS FOLLOW UP

C. RONDINI¹, M. URZUA¹, J. ALVAREZ², F. KAPLAN³, H. BRAUN³;

¹Hosp. Padre Hurtado, Santiago, Chile, ²Urogynecology department, Hosp. Padre Hurtado, Santiago, Chile, ³Hosp. padre hurtado, Santiago, Chile.



312

PREVALECE AND RISK FACTORS FOR PELVIC ORGAN PROLAPSE IN WOMEN FROM A RIVERSIDE AND URBAN REGIONS OF BRAZILIAN AMAZON: COMPARATIVE STUDY

A. D. REGO;

OBSTETRICS AND GYNECOLOGY, USP, SÃO PAULO, Brazil.

313

LONG-TERM FOLLOW-UP OF ANTERIOR VAGINAL REPAIR: A COMPARISON AMONG COLPORRHAPHY, COLPORRHAPHY WITH REINFORCEMENT BY XENOGRAFT, AND MESH FOLLOW-UP OF ANTERIOR VAGINAL REPAIR: A COMPARISON AMONG COLPORRHAPHY, COLPORRHAPHY WITH REINFORCEMENT BY XENOGRAFT, AND MESH

M. BALZARRO, E. RUBILOTTA, A. PORCARO, N. TRABACCHIN, A. SARTI, M. CERRUTO, W. ARTIBANI;

Urology, AOUI Verona, Verona, Italy.

314

COMPARISON OF LEVATOR ANI MUSCLE DAMAGE IN PATIENTS WITH CLINICALLY SIGNIFICANT PREDOMINANT ANTERIOR COMPARTMENT PROLAPSE AND POSTERIOR COMPARTMENT PROLAPSE

A. HEGDE¹, N. CHANDRASEKARAN², V. AGUILAR³, G. DAVILA²;

¹CENTER FOR UROGYNECOLOGY AND PELVIC HEALTH (C.U.P), NEW DELHI, India,

²Cleveland Clinic Florida, Weston, FL, ³UTSW at Austin, Austin, TX.

315

MEDIUM-TERM COMPARISON OF UTERINE SPARING VERSUS HYSTERECTOMY IN PELVIC RECONSTRUCTION TREATED WITH ELEVATED SYSTEM MESH

K. HUANG¹, F. CHUANG²;

¹Kaohsiung Chang Gung Mem. Hosp., Kaohsiung, Taiwan, ²Dept. of Obs and Gyn, Kaohsiung Chang Gung Me, Kaohsiung, Taiwan.

316

RISK FACTORS FOR ANATOMIC FAILURE AFTER LAPAROSCOPIC OR ABDOMINAL SACRAL COLPOPEXY

R. ROLSTON¹, A. SHARMA², A. K. PAHWA², C. E. DANCZ², B. OZEL²;

¹Female Pelvic Medicine & Reconstructive Surgery, LAC+USC Med. Ctr., Los Angeles, CA, ²LAC+USC Med. Ctr., Los Angeles, CA.

317

MORBIDITY OF PATIENTS WITH PELVIC ORGAN PROLAPSE IN TREATMENT WITH VAGINAL PESSARIES

B. MUNOZ¹, E. CORTES¹, J. MARIN²;

¹Urogynecology and Reconstructive Pelvic Surgery, UMAE "Luis Castelazo Ayala" IMSS, Mexico City, Mexico, ²Urogynecology and Reconstructive Pelvic Surgery, UMAE, Mexico City, Mexico.

318

PRELIMINARY ANALYSIS OF 18-MONTH EFFICACY AND SAFETY OF THE ELEVATE AND CALISTAR ANTERIOR MESH PROCEDURES

A. ROGOWSKI¹, P. BIENKOWSKI², M. SZAFAROWSKA¹, K. SOBOCINSKI¹, W. BARANOWSKI¹, P. KAMINSKI¹;

¹Department of Gynecology and Oncological Gynecology, Military Inst. of Med., Warsaw, Poland, ²Department of Psychiatry, Med. Univ. of Warsaw, Warsaw, Poland.

319

ATTITUDES TOWARDS PESSARY USE AMONG THAI WOMEN WITH PELVIC ORGAN PROLAPSE

M. TREEWIJIT, S. BUNYAVEJCHEVIN;

Ob Gyn, chulalongkorn Univ., BKK, Thailand.

320

LAPAROSCOPIC SACROCOLPOPEXY VERSUS TRANSVAGINAL APPROACH USING UPHOLD MESH IN THE MANAGEMENT OF PELVIC ORGAN PROLAPSE

F. CHUANG¹, I. ISMAEIL MOHAMED¹, L. WU¹, K. HUANG²;

¹Department of Obstetrics and Gynecology, Kaohsiung Chang Gung Mem. Hosp., Chang Gung Univ. Coll. of Med., Kaohsiung, Taiwan, ²Urogynecology, Kaohsiung Chang Gung Mem. Hosp., Kaohsiung, Taiwan.

321

DOES ANTI-INCONTINENCE SURGERY AFFECT URINARY INCONTINENCE-SPECIFIC QUALITY OF LIFE IN PROLAPSE PATIENTS AFTER TRANS-VAGINAL MESH SURGERY?

M. KINJO¹, Y. YOSHIMURA², T. OKEGAWA¹, K. NUTAHARA¹;

¹Urology, Kyorin Univ. Sch. of Med., Tokyo, Japan, ²Yotsuya Med. Cube, Tokyo, Japan.

322

IS THE HIGH UTEROSACRAL LIGAMENT SUSPENSION SUBSEQUENT TO VAGINAL HYSTERECTOMY SUPERIOR TO A SIMPLIFIED MCCALL PROCEDURE IN PATIENTS WITH PELVIC ORGAN PROLAPSE?

R. LITJENS, O. RIJSDIJK, G. LINK;

Department of Obstetrics & Gynecology, Pelvic Care Centre Maastricht, Maastricht Univ. Med. Ctr., Maastricht, Netherlands.

323

SELF RETAINING SUPPORT IMPLANT - NEW IMPLANT FOR THE TREATMENT OF ANTERIOR AND APICAL COMPARTMENTS PROLAPSE.

G. LEVY¹, Z. FEKETE², A. PADOA³, N. MARCUS-BRAUN⁴, G. BÁRTFAI⁵, L. PAJOR⁶, M. CERVIGNI⁷;

¹Maynei HaYeshua Med. Ctr., Bnei Brak, Israel, ²Univ. of Szeged, Hungary, Szeged, Hungary, ³Assaf Harofeh Med. Ctr., Nes Ziona, Israel, ⁴Ziv Med. Ctr., Zefat, Israel, ⁵Obstetrics and Gynaecology, Univ. of Szeged, Hungary, Szeged, Hungary, ⁶Univ. of Szeged, Dept. Urology, Szeged, Hungary, ⁷Catholic Univ., Rome, Italy.



324

TREATMENT OF APICAL PROLAPSE COMPARING THE BILATERAL SACROSPINOUS FIXATION WITH A SUTURE CAPTURE DEVICE

E. CORTES¹, B. MUNOZ¹, J. BARBABOSA²;

¹Urogynecology and Reconstructive Pelvic Surgery, UMAE "Luis Castelazo Ayala" IMSS, Mexico City, Mexico, ²Obstetrics and Gynecology Department, HOSGENAES Secretaría de Marina, Mexico City, Mexico.

325

COUGH, STRAIN, OR VALSALVA ? WHO CARES ?

D. EL-HAMAMSY¹, A. WATSON¹, J. CORDEN², F. REID³, A. R. SMITH⁴;

¹Warrell Unit, St Mary's Hosp., Manchester, United Kingdom, ²Trustech, St Mary's Hosp., Manchester, United Kingdom, ³The Warrell Unit, Manchester, United Kingdom, ⁴St Mary's Hosp., Manchester, United Kingdom.

326

5-YEAR OUTCOME FOLLOWING POSTERIOR PROLAPSE REPAIR WITH A MONOFILAMENT POLYPROPYLENE IMPLANT

O. GOJIS, I. URBANKOVA, M. KRCMAR, L. KROFTA, J. FEYEREISL;

Inst. for the care of mother and child, Prague, Czech Republic.

327

LOWER URINARY TRACT SYMPTOMS ASSESSMENT BEFORE AND AFTER LAPAROSCOPIC SACROCOLPOPEXY

C. KATO¹, T. KUWATA², M. TAKEYAMA³;

¹First Towakai Hosp., takatuki city, Japan, ²First Towa Hosp., Takatsuki, Japan, ³First Towakai Hosp., Takatsuki city, Japan.

328

SINGLE-INCISION MESH REPAIR VERSUS NATIVE TISSUE REPAIR FOR ADVANCED PELVIC ORGAN PROLAPSE

A. PADOA¹, A. TSVIBAN², N. SMORGICK¹;

¹Assaf Harofe Medical Center, Assaf Harofeh Med. Ctr., Zrifin, Israel, ²Assad harofeh Med. center, Rehovot, Israel.

329

DAILY USED CUBE PESSARIES IN WOMEN WITH PELVIC ORGAN PROLAPSE: FITTING, INFLUENCE ON PELVIC FLOOR FUNCTION

E. WLAŻŁAK¹, J. KOCISZEWSKI², M. KRZYCKA¹, M. PAZDRAK¹, W. WLAŻŁAK¹, T. KLUZ³, G. SURKONT¹;

¹1st Department of Obstetrics and Gynecology, Med. Univ. of Lodz, Lodz, Poland, ²Ev.Krankenhaus, Hagen, Germany, ³Department of Obstetrics and Gynecology, Fryderyk Chopin Univ. Hosp. No1, Faculty of Med., Rzeszow Univ., Rzeszów, Poland.

330

ANALYSIS OF PUBOCERVICAL FASCIA DEFECTS IN ANTERIOR VAGINAL PROLAPSE STAGE III IV BASED ON MAGNETIC RESONANCE IMAGING MRI

Y. WANG¹, J. HAN², L. QIN³;

¹Peking Univ. Third Hosp., Beijing, China, ²Dept. of Obstetrics and Gynecology, Peking Un, Beijing, China, ³Maternal and Child Hlth.Hosp. Shijiazhuang, Hebei, China.

331

CONSERVATIVE CARE AND OUTPATIENT MESH EXPOSURE EXCISION AFTER TRANSVAGINAL MESH PROLAPSE REPAIR

C. ASUMPINWONG¹, P. LEERASIRI², P. HENGGRASMEE³;

¹Obstetric and Gynecology, Siriraj Hosp., Mahidol Univ., Bangkok, Thailand, ²Siriraj Hosp., Mahidol Univ., Bangkok, Thailand, ³Dept. of O&G, Faculty of Med., Siriraj Hosp., Bangkok, Thailand.

332

LAPAROSCOPIC SACRALCOLPOPEXY VERSUS PERMANENT SUTURE FOR VAGINAL APICAL REPAIR: A RETROSPECTIVE COHORT STUDY OF ANATOMICAL RESULTS

J. ALVAREZ¹, C. RONDINI², M. J. URZUA³, O. STORME¹, M. MONROY¹;

¹Urogynecology department, Hosp. Padre Hurtado, Santiago, Chile, ²Hosp. Padre Hurtado, Santiago, Chile, ³hospital padre hurtado, santiago, Chile.

334

FDA WARNINGS: THE IMPACT ON THE USE OF MESH KITS IN A UNIVERSITY HOSPITAL

H. LIN¹, R. K. NG²;

¹Obstetrics and Gynaecology, Natl. Univ. Hosp., Singapore, Singapore, ²Natl. Univ. Hosp., Singapore, Singapore.

335

SHORT-TERM OUTCOMES OF TRANSVAGINAL MINIMAL MESH REPAIR FOR PELVIC ORGAN PROLAPSE

Y. CHANG¹, K. HUANG²;

¹Kaoshiung Chang Gung Mem. Hosp., Kaoshiung, Taiwan, ²Kaoshiung Chang Gung Mem. Hosp., Kaoshiung, Taiwan.

336

APICAL SUPPORT AT THE TIME OF ANTERIOR PROLAPSE REPAIR

P. SOBARZO¹, A. BUSTOS¹, A. RADWELL¹, H. CASTRO²;

¹Unidad Piso Pélvico, Hosp. Las Higueras, Talcahuano, Chile, ²Univ. de Concepcion, Concepcion, Chile.

337

ORIGINAL FLOW CHART FOR THE MANAGEMENT OF HYDROURETERONEPHROSIS AFTER PESSARY PLACEMENT



M. BALZARRO, E. RUBILOTTA, A. PORCARO, N. TRABACCHIN,
M. CERRUTO, W. ARTIBANI;
Urology, AOUI Verona, Verona, Italy.

338

CERVICAL PRESERVATION COULD AVOID MESH EXTRUSION IN LAPAROSCOPIC SACROPEXY PROCEDURE

L. Y. WU¹, F. CHUANG¹, K. HUANG¹, Y. CHANG²;

¹Dept. of OBS and GYN, Kaohsiung Chang Gung Mem. Hosp., Kaohsiung, Taiwan,
²Kaohsiung Chang Gung Mem. Hosp., Kaohsiung, Taiwan.

339

SHORT TERM OUTCOMES OF THE MINIMAL MESH TVM FOR THE TREATMENT OF PELVIC ORGAN PROLAPSE

N. TAKAZAWA¹, M. SHIMOINABA², S. HONDA², A. FUJISAKI³,
Y. YOSHIMURA³, S. HORIE¹;

¹Urology, Juntendo Univ., Tokyo, Japan, ²Urology, Yotsuya Med. Cube, Tokyo, Japan, ³Yotsuya Med. Cube, Tokyo, Japan.

340

ELASTIN GENETIC POINT MUTATION AND THE RISK FOR PELVIC ORGAN PROLAPSE

N. HAYA¹, **I. FEFERKORN¹**, F. FARES², N. AZZAM², A. ZILBERLICHT¹, R. AUSLENDER¹, Y. ABRAMOV¹;

¹Obstetrics and Gynecology, Carmel Med. Ctr., Haifa, Israel, ²Faculty of Natural Sciences, Univ. of Haifa, Haifa, Israel.

341

TRANSVAGINAL MESH REPAIR OF PELVIC ORGAN PROLAPSE

M. BRAVERMAN, A. TAL, R. MOLNAR;

O&G, Haemek Hosp., afula, Israel.

342

RISK FACTORS FOR MESH EXPOSURE AFTER TRANSVAGINAL MESH SURGERY

K. NIU, Y. LU;

Department of Gynaecology and Obstetrics, First Affiliated Hosp. of Chinese PLA Gen. H, Beijing, China.

343

VAGINECTOMY WITH CONCOMITANT VAGINAL HYSTERECTOMY: A PREFERABLE RECONSTRUCTIVE PROCEDURE FOR ADVANCED STAGE PELVIC ORGAN PROLAPSE

P. HENGGRASMEE¹, P. WACHASIDDHISILPA², P. LEERASIRI²;

¹Obstetrics and Gynaecology, Faculty of Med., Siriraj Hosp., Bangkok, Thailand,
²Siriraj Hosp., Mahidol Univ., Bangkok, Thailand.

344

SAFETY AND OUTCOME OF SACROSPINOUS LIGAMENT FIXATION WITH ANTERIOR VAGINAL MESH COMPARED TO APICAL VAGINAL MESH

A. GARCIA¹, M. F. PISANO², L. C. ARRIBILLAGA³, R. G. BENGIO⁴,
M. A. LEDESMA⁵;

¹Hosp. Rawson, cordoba, Argentina, ²Centro Urológico Prof. Bengio, Córdoba, Argentina, ³centro urológico profesor bengio, cordoba, Argentina, ⁴Centro Urológico Profesor Bengio, Córdoba, Argentina, ⁵Rawson Hosp., cordoba, Argentina.

345

CLINICAL OUTCOME OF RECONSTRUCTIVE SURGERY WITH ANTERIOR VAGINAL MESH AND UTEROSACRAL LIGAMENT COLPOPEXY FOR ADVANCED PELVIC ORGAN PROLAPSE

A. TAKASE, A. HAMURO, D. TACHIBANA, T. MISUGI, H.

KATAYAMA, N. YOKOI, M. HAYASHI, R. UEMURA, M. KOYAMA;
Osaka City Univ. Graduate Sch. of Med., Osaka, Japan.

346

THE CLINICAL EFFICACY OF BIOLOGIC MESH AND SYNTHETIC MESH FOR PELVIC FLOOR RECONSTRUCTIVE SURGERY

T. CAO, X. YANG, X. SUN, **W. CHENG**, J. WANG;

Ob&Gyn, Peking Univ. People's Hosp., Beijing, China.

347

QUALITY OF LIFE AND VAGINAL SYMPTOMS IN WOMEN WITH PELVIC ORGAN PROLAPSE USING PESSARIES: PROSPECTIVE STUDY

C. JULIATO, S. COELHO, E. CASTRO, M. MARANGONI, L. BRITO;

Univ. of Campinas, Campinas, Brazil.

348

ASSESSMENT OF VAULT PROLAPSE, IS VALSALVA GOOD ENOUGH?

S. BENNENBROEK, J. VEEN, M. BONGERS;

Gynaecology, M&M Med. Ctr., Veldhoven, Netherlands.

349

SAFETY, EFFICACY, CONTROVERSIES AND CHALLENGES IN VAGINAL MESH REPAIR IN PELVIC ORGAN PROLAPSE

R. SINGH;

Waikato Hosp., Hamilton, New Zealand.



350

LONG-TERM OUTCOMES OF SACROSPINOUS COLPOPEXY AND SACROSPINOUS HYSTERECTOMY FOR TREATING FEMALE PELVIC ORGAN PROLAPSE

G. CHEN¹, S. NG²;

¹Department of OB/GYN, Chung Shan Med. Univ. Hosp., Taichung, Taiwan,

²Chung Shan Med. Univ. Hosp., Taichung, Taichung, Taiwan.

351

COMPARISONS OF THE COMPLICATIONS IN BETWEEN WOMEN WITH UTERINE PROLAPSE WHO UNDERWENT TOTAL VAGINAL HYSTERECTOMY ONLY AND TRANSVAGINAL HYSTERECTOMY WITH ANTERIOR AND POSTERIOR COLPORRHAPHY

S. CHON;

Gil Hosp., Incheon, Korea, Republic of.

352

CLINICAL APPLICATION OF BIOLOGICAL PATCH IN FEMALE PELVIC FLOOR REPAIR

X. LIANG, L. ZHANG;

Department of Obstetrics and Gynecology, Dept. of Obstetrics and Gynecology, Beijing J, Beijing, China.

353

PESSARY USE IN PELVIC ORGAN PROLAPSE IN WOMEN

M. MONROY¹, M. URZUA¹, J. ALVAREZ², C. RONDINI¹;

¹Hosp. Padre Hurtado, Santiago, Chile, ²Urogynecology department, Hosp. Padre Hurtado, Santiago, Chile.

354

THIS LITTLE PIGGY'S ON THE MARKET

G. ARAKLITIS, G. THIAGAMOORTHY, J. E. HUNTER, D. ROBINSON, L. CARDOZO;

King's Coll. Hosp., London, United Kingdom.

355

FASCIA OR MESH ? 20 YEARS' EXPERIENCE IN RETROPUBIC SUB-URETHRAL SLING SURGERY FOR FEMALE STRESS URINARY INCONTINENCE: COMPARISON BETWEEN AUTOLOGOUS FASCIA AND PROLENE MESH

T. LIN;

Taipei Veterans Gen. Hosp., Taipei, Taiwan.

356

A PROSPECTIVE STUDY OF TRANSOBTURATOR TAPE'S OUTCOME IN LONG- TERM: SINGLE SURGEON EXPERIENCE OF 152 CONSECUTIVE CASES

M. B. DINIZ¹, G. M. SILVA², L. C. DINIZ², G. M. PEREIRA³, A. S. LOPES-FILHO⁴, M. MEINBERG⁴, Z. N. REIS⁴, M. V. MONTEIRO⁴;

¹vila da serra Hosp., belo horizonte, Brazil, ²Hosp. vila da serra, belo horizonte, Brazil, ³Women's Health, Univ.e Federal de Minas Gerais, Belo Horizonte, Brazil, ⁴universidade federal de minas gerais, belo horizonte, Brazil.

357

URINARY NGF IN OAB AFTER ANTIMUSCARINICS TREATMENTS

H. YOON¹, Y. PARK², W. CHUNG¹;

¹Urology, Ewha Womans Univ. Sch. of Med., Seoul, Korea, Republic of, ²Ewha Womans Univ. Sch. of Med., seoul, Korea, Republic of.

358

IS NON PHARMACOLOGIC MANAGEMENT OF OVERACTIVE BLADDER UNDERUTILIZED?. RESULTS OF A SURVEY OF PHYSICIANS IN LEBANON.

A. ITANI¹, M. JAFFAL¹, T. BAZI²;

¹American Univ. of Beirut, Beirut, Lebanon, ²OBGYN - urogynecology, American Univ. of Beirut, Beirut, Lebanon.

359

CLASSIC TRANSOBTURATOR TAPE PLACEMENT VERSUS INTRAOPERATIVE SLING TENSION ADJUSTMENT: EIGHT YEARS FOLLOW UP

F. KAPLAN¹, R. FLORES¹, O. BECERRA¹, C. FIGUEROA¹, C. CASANOVA DEMMLER¹, J. ALVAREZ²;

¹UROGYNAECOLOGY, Hosp. DE QUILPUE, QUILPUE, Chile, ²Urogynecology department, Hosp. Padre Hurtado, Santiago, Chile.

360

A COMPARATIVE STUDY OF BURCH COLPOSUSPENSION AND TRANSOBTURATOR VAGINAL TAPE PROCEDURE IN WOMEN WITH STRESS URINARY INCONTINENCE

J. B. SHARMA, S. TOMAR, S. KUMAR, A. SETH, A. SHARMA, K. K. ROY, N. SINGH, R. KUMARI, A. KRIPLANI;

Obstetrics & Gynecology, All India Inst. of Med. Sci. New Delhi, New Delhi, India.

361

IS REPEAT TRANSOBTURATOR MID URETHRAL SLING FEASIBLE FOR RECURRENT OR PERSISTENT STRESS INCONTINENCE?

J. SON¹, D. SOHN², S. JANG¹, J. LEE¹, D. CHO¹;

¹Bundang Jesaeng Hosp., Seongnam, Korea, Republic of, ²St. Mary's Hosp., The Catholic Univ. of Ko, Seoul, Korea, Republic of.

362

RETROPUBIC VERSUS TRANSOBTURATOR MID URETHRAL SLING AND ITS IMPACT ON THE OVERACTIVE BLADDER COMPONENT OF MIXED URINARY INCONTINENCE: A



PROSPECTIVE RANDOMIZED STUDY

C. RONDINI¹, M. URZUA¹, M. GARATE¹, M. MONROY¹, O. STORME¹, J. ALVAREZ²;

¹Hosp. Padre Hurtado, Santiago, Chile, ²Urogynecology department, Hosp. Padre Hurtado, Santiago, Chile.

363

OUTCOMES OF SUB URETHRAL SLINGS FOR STRESS URINARY INCONTINENCE IN THE OBESE POPULATION

H. DEVAKUMAR, N. CHANDRASEKARAN, L. MARTIN, J. S. SCHACHAR, G. DAVILA, E. A. HURTADO;

Cleveland Clinic Florida, Weston, FL.

364

URINARY LEAKAGE DURING EXERCISE: PROBLEMATIC ACTIVITIES, ADAPTIVE BEHAVIORS AND INTEREST IN TREATMENT FOR PHYSICALLY ACTIVE CANADIAN WOMEN

E. BRENNAND, S. TANG, E. RUIZ-MIRAZO, S. KIM-FINE;

Department of Obstetrics & Gynecology, Univ. of Calgary, Calgary, Canada.

365

SLING SURGERY WITH CONCOMITANT ANTERIOR REPAIR PERFORMED THROUGH THE SAME INCISION: IS THERE AN IMPACT ON SLING LOCATION?

A. HEGDE¹, N. CHANDRASEKARAN², V. AGUILAR³, G. DAVILA²;

¹CENTER FOR UROGYNECOLOGY AND PELVIC HEALTH, NEW DELHI, India,

²Cleveland Clinic Florida, Weston, FL, ³UTSW at Austin, Austin, TX.

366

DOES SEVERITY OF OAB AFFECT THE OUTCOME OF CONSERVATIVE THERAPY?

A. OBLOZA¹, R. C. TEO², C. MAYNE³, K. LANE¹, D. G. TINCELLO⁴;

¹Leicester Gen. Hosp. NHS Trust, Leicester, United Kingdom, ²Univ. Hosp.

Leicester, Leicester, United Kingdom, ³Urogynaecology, Univ. Hosp. of Leicester, Leicester, United Kingdom, ⁴Univ. of Leicester, Leicester, United Kingdom.

367

QOL AND OBJECTIVE OUTCOME IN WOMEN WITH TAPE DIVISION AFTER SURGERY FOR SUI

D. ULRICH¹, A. HÖLLEIN¹, V. BJELIC-RADISIC¹, G. TRUTNOVSKY², K. TAMUSSINO¹, T. AIGMUELLER¹;

¹Med. Univ. Graz, Graz, Austria, ²Med. Univ. of Graz, Graz, Austria.

368

QUALITY OF INFORMATION ON THE INTERNET RELATED TO OVERACTIVE BLADDER: AN ANALYSIS OF QUALITY AND READABILITY OF PATIENT-TARGETED WEBSITES.

A. CLANCY¹, D. HICKLING², L. DIDOMIZIO³, M. SANAE⁴, F.

SHEHATA¹, R. ZEE¹, H. KHALIL¹;

¹Obstetrics and Gynecology, Univ. of Ottawa, Ottawa, Canada, ²Surgery, Univ. of Ottawa, Ottawa, Canada, ³Obstetrics and Gynecology, McMaster Univ., Hamilton, Canada, ⁴Obstetrics and Gynecology, Univ. of British Columbia, Vancouver, Canada.

369

CAN THE ANTERIOR VAGINAL WALL REPAIR SURGERY INFLUENCE THE RESULTS OF MIDDLE URETHRAL SLING? LONG-TERM RESULTS AFTER 7 YEARS FOLLOW-UP

M. BALZARRO, E. RUBILOTTA, A. PORCARO, N. TRABACCHIN, S. BASSI, M. CERRUTO, W. ARTIBANI;

Urology, AOUI Verona, Verona, Italy.

370

INFLUENCE OF BARIATRIC AND METABOLIC SURGERY ON URINARY INCONTINENCE AMONG JAPANESE FEMALE PATIENTS

A. FUJISAKI¹, M. SHIMOINABA¹, S. HONDA¹, Y. SEKI², K. KASAMA², Y. YOSHIMURA¹;

¹Department of Urology, Yotsuya Med. Cube, Tokyo, Japan, ²Weight Loss and Metabolic Surgery Center, Yotsuya Med. Cube, Tokyo, Japan.

371

ERBIUM-YAG LASER: OUR 4 YEARS EXPERIENCE FOR TREATMENT PELVIC FLOOR DYSFUNCTION

I. APOLIKHINA¹, E. GORBUNOVA¹, G. SUKHIKH²;

¹Aesthetic Gynecology and Rehabilitation, Res. Ctr. for Obstetrics, Gynecology and Perinatology, Moscow, Russian Federation, ²Directory, Res. Ctr. for Obstetrics, Gynecology and Perinatology, Moscow, Russian Federation.

372

USE OF UROFLOW PARAMETERS AS ANTIMUSCARINIC TREATMENT MONITORING IN OAB PATIENTS - PRELIMINARY REPORT OF MULTICENTER STUDY

K. FUTYMA¹, L. NOWAKOWSKI¹, K. STANGEL-WOJCIKIEWICZ², A. ZIETEK¹, L. FUTYMA³, D. GODLEWSKI⁴, A. ABRAMCZYK⁵, T. RECHBERGER¹;

¹2nd Dept. of Gynecology, Med. Univ. of Lublin, Lublin, Poland, ²Dept. of Gynaecology and Oncology, Collegium Medicum at the Jagiellonian Univ., Krakow, Poland, Krakow, Poland, ³Department of Urology and Urological Oncology, State Hosp. No 1, Rzeszów, Poland, ⁴Department of Urology and Urological Oncology, State Hosp. No 1, Rzeszów, Poland, ⁵Department of Urology, St. John's of God Hosp., Lublin, Poland.

373

RENAL TUBERCULOSIS: AN UNUSUAL CAUSE OF URINARY SYMPTOMS IN ADOLESCENT GIRLS

S. SHARMA, V. P. MYNEEDU, P. SHARMA;

PEDIATRICS, Natl. Inst. of TB & Respiratory Diseases, New Delhi, India.



374

THE EFFECT OF TENS ON POSTOPERATIVE URINARY FUNCTION IN EARLY CERVICAL CANCER

W. CHENG¹, S. WANG, X. SUN, J. WANG;

Ob&Gyn, Peking Univ. People's Hosp., Beijing, China.

375

BULKAMID®: SHOULD WE BULK-A-LOT?

K. WONG¹, M. SULTANA², J. THOMAS³, W. GELMAN⁴, V. ANDREWS¹;

¹Obstetric and Gynaecology, Univ. Hosp. Lewisham, London, United Kingdom,

²Obstetric and Gynaecology, Ashford and St Peter's Hosp. NHS Fdn. Trus, London, United Kingdom, ³Ashford & St Peters NHS foundation trust, Chertsey, United Kingdom, ⁴Ashford and St.Pater's NHS Trust, Chertsey, United Kingdom.

376

IS REMEEEX® SYSTEM SAFE AND EFFECTIVE IN OLD STRESS URINARY INCONTINENCE PATIENTS?

H. LEE¹, J. HAN², C. KIM³, K. CHO⁴, J. SEO¹;

¹Urology, Cheil Gen. Hosp. & Women's Hlth.care Ctr., Dankook Univ. Coll. of Med., Seoul, Korea, Republic of, ²Pusan Natl. Univ. Yangsan Hosp., Yangsan, Korea, Republic of, ³Gachon Univ. Gil Med. Ctr., Incheon, Korea, Republic of, ⁴Urology, The Catholic Univ. of Korea, Bucheon, Korea, Republic of.

377

TENDENCY OF BODY COMPOSITION COMPONENTS BY HIGH-PRECISION BODY COMPOSITION ANALYSIS IN JAPANESE FEMALE PELVIC FLOOR DISEASE

H. SASAKI, R. SHIROKI;

Urology, Fujita Hlth.Univ., Dengakugakubo, Toyoake, Japan.

378

ULTRASONOGRAPHIC EVALUATION OF URETHRAL ANGLE AND BLADDER NECK MOBILITY AFTER SINGLE INCISION MINI-SLING

W. HSIEH¹, C. LIANG², Y. LIN³;

¹Department of Gynecology & Obstetrics, Chang Gung Mem. Hosp. institution, Taoyuan County, Taiwan, ²Obstetrics and Gynecology, Chang Gung Mem. Hosp., Linkou Med. Cente, Taoyuan, Taiwan, ³Obstetrics and gynecology, Chang Gung Mem. Hosp., Tao-Yuan, Taiwan.

379

EFFICACY AND SAFETY OF PROPIVERINE CHLORIDE FLEXIBLE DOSEIN FEMALE MIXED URINARY INCONTINENCE PATIENTS

H. YOON¹, H. LEE², Y. PARK², M. OH³;

¹Urology, Ewha Womans Univ. Sch. of Med., Seoul, Korea, Republic of, ²Urology, Ewha Womans Univ. Seoul Seonam Hosp., Seoul, Korea, Republic of, ³Korea Univ. Guro Hosp., Seoul, Korea, Republic of.

380

A REPORT OF 5-YEAR OUTCOME OF TVT-SECUR SURGERY FOR WOMEN WITH URODYNAMIC STRESS INCONTINENCE

O. WAN¹, S. CHAN², R. CHEUNG³;

¹Obstetrics and Gynaecology, The Chinese Univ. of Hong Kong, Hong Kong, Hong Kong, ²Chinese Univ. of Hong Kong, Shatin, Hong Kong, ³Obstetrics & Gynecology, Prince of Wales Hosp., Hong Kong, Hong Kong.

381

HORSEBACK RIDING FITNESS MACHINE: DOES IT IMPROVE PELVIC FLOOR MUSCLE CONTRACTION?

Y. YOSHIMURA¹, A. FUJISAKI¹, M. SHIMOINABA¹, S. HONDA¹, S. HONGO², T. NAKANO³, M. MITSUI³;

¹Yotsuya Med. Cube, Tokyo, Japan, ²Kinki Univ., Osaka, Japan, ³Panasonic Corp., Shiga, Japan.

382

RETROSPECTIVE STUDY ANALYZING THE CORRELATION BETWEEN URODYNAMIC PARAMETERS AND TREATMENT OUTCOMES FOLLOWING TRIGONAL NERVE ABLATION VIA RADIOFREQUENCY ENERGY

M. GRATTON¹, M. FOURNIER², V. MOUAJOU³, P. O. RICHARD⁴, L. TU⁵;

¹Urology, Sherbrooke Univ., Sherbrooke, Canada, ²Univ. de Sherbrooke, Sherbrooke, Canada, ³Sherbrooke Univ., Sherbrooke, Canada, ⁴Université de Sherbrooke; Ctr. de recherch, Sherbrooke, Canada, ⁵Ctr. Hosp.ier Univ.ire de Sherbrooke, Sherbrooke, Canada.

383

EFFECT OF THE PELVIC FLOOR MUSCLE TRAINING IN THE QUALITY OF LIFE IN WOMEN WITH URINARY INCONTINENCE

A. PIERANTOZZI¹, L. C. ARRIBILLAGA², M. F. PISANO¹, A. MONTEDORO³, G. GRUTADURIA¹, R. G. BENGIO⁴, M. A. LEDESMA⁵;

¹Centro Urológico Prof. Bengio, Córdoba, Argentina, ²centro urológico profesor bengio, cordoba, Argentina, ³CENTRO UROLOGICO PROFESOR BENGIO, CORDOBA, Argentina, ⁴Centro Urológico Profesor Bengio, Córdoba, Argentina, ⁵Rawson Hosp., cordoba, Argentina.

384

EFFECT OF SINGLE-SESSION, CRYOGEN COOLED MONOPOLAR RADIOFREQUENCY THERAPY ON VAGINAL LAXITY AND ITS EFFECT ON URINARY INCONTINENCE

B. B. ALLAN;

Allan Ctr., Calgary, Canada.

385

PRP INJECTIONS IN THE TREATMENT FOR STRESS URINARY INCONTINENCE

I. APOLIKHINA¹, E. GORBUNOVA¹, A. SAIDOVA¹, G. SUKHIKH²;



¹Aesthetic Gynecology and Rehabilitation, Res. Ctr. for Obstetrics, Gynecology and Per, Moscow, Russian Federation, ²Directorate, Res. Ctr. for Obstetrics, Gynecology and Perinatology, Moscow, Russian Federation.

386

EARLY EXPERIENCE WITH DURASPHERE BLADDER NECK BULKING AGENT

D. G. TINCELLO¹, R. C. TEO², C. MAYNE³;

¹Health Sciences, Univ. of Leicester, Leicester, United Kingdom, ²Univ. Hosp. Leicester, Leicester, United Kingdom, ³Urogynaecology, Univ. Hosp. of Leicester, Leicester, United Kingdom.

387

INVESTIGATION ON PELVIC FLOOR FUNCTION IN PATIENTS WITH CERVICAL CANCER POST RADICAL HYSTERECTOMY

A. LV;

Dept. of Obstetrics and Gynecology, Peking Univ. People's Hosp., Beijing, China.

388

WHAT DOES THE OBSTETRICIAN KNOW ABOUT EPISIOTOMY?

E. CORTES¹, J. BARBABOSA², A. SANCHEZ¹, M. MORALES GOMEZ³, E. C. BALTAZAR⁴, N. L. VILLANUEVA⁵;

¹Urogynecology and Reconstructive Pelvic Surgery, CMN "20 DE NOVIEMBRE" ISSSTE, Mexico City, Mexico, ²Obstetrics and Gynecology Department, HOSGENAES Secretaría de Marina, Mexico City, Mexico, ³The Spanish Hosp., Mexico City, Mexico, ⁴Obstetrics and Gynecology, Hosp. Gen. Dr. Enrique Cabrera Cossio de la, Atizapan de Zaragoza. Estado de Mexico, Mexico, ⁵Hosp. Gen. Dr. Enrique Cabrera, Coacalco de Berriozabal, Mexico.

389

USE OF ELECTRONIC QUESTIONNAIRES TO PROVIDE PATIENT-CENTRIC HEALTHCARE IN OVERACTIVE BLADDER

C. J. PALMER¹, B. FARHAN¹, T. HOANG², L. ZHANG², D. V. NGUYEN³, R. DO¹, N. D. NGUYEN¹, G. GHONIEM⁴;

¹Urology, Univ. of California Irvine, Orange, CA, ²Institute for Clinical and Translational Science, Univ. of California Irvine, Irvine, CA, ³Medicine, Univ. of California Irvine, Irvine, CA, ⁴Univ. of California, Irvine, Orange, CA.

390

UTILITY OF BLADDER DIARIES CONTAINING FREQUENCY VOLUME CHARTS (FCV)

A. L. O'BOYLE¹, Z. M. HIRSCH², L. J. POLICASTRO³, J. G. BLAIVAS⁴;

¹Urology, Walter Reed Bethesda, BETHESDA, MD, ²Inst. for Bladder and Prostate Res., New York, NY, ³SUNY Downstate Med. Sch., Brooklyn, NY, ⁴Urology, SUNY Downstate Med. Sch., Brooklyn, NY.

391

QUALITY OF LIFE IN PATIENTS WITH CLEAN INTERMITTENT SELF-CATHETERIZATION WITH SPINAL CORD INJURY

M. MORALES GOMEZ¹, S. URETA SANCHEZ², M. GOMEZ-CHAVARIN³, D. ROJANO MEJIA⁴, D. GONZALEZ MENDOZA⁵;

¹Urogynecology, The Spanish Hosp., Mexico City, Mexico, ²Urology, The Spanish Hosp., Mexico City, Mexico, ³Biomedical Institute of Research, UNAM, Mexico City, Mexico, ⁴Physical Medicine and Rehabilitation, IMSS, Mexico City, Mexico, ⁵Urology, IMSS, Mexico City, Mexico.

392

TRANSLATION TO SPANISH AND PSYCHOMETRIC CHARACTERISTIC OF THE SEXUAL QUALITY OF LIFE QUESTIONNAIRE-FEMALE (SQOL-F)

H. CASTRO¹, C. PEREZ², B. CUEVAS¹, C. CISTERNA¹, W. CRUCES¹, L. BUSTOS¹, C. MANRIQUEZ¹;

¹Departamento de Obstetricia y Ginecología, Univ. de Concepcion, Concepcion, Chile, ²Departamento de Educacion Medica, Univ. de Concepcion, Concepcion, Chile.

393

THE CHARACTERIZATION OF OVERACTIVE BLADDER PHENOTYPES USING ELECTRONIC DATA CAPTURE

A. L. O'BOYLE¹, Z. M. HIRSCH², L. POLICASTRO³, J. G. BLAIVAS⁴;

¹Urology, Walter Reed Natl. Military Med. Ctr., BETHESDA, MD, ²Inst. for Bladder and Prostate Res., New York, NY, ³SUNY Downstate Med. Sch., Brooklyn, NY, ⁴Urology, SUNY Downstate Med. Sch., Brooklyn, NY.

394

TRANSLATION AND CROSS-CULTURAL ADAPTATION OF A STANDARDIZED INTERNATIONAL CONSULTATION ON INCONTINENCE MODULAR QUESTIONNAIRE - VAGINAL SYMPTOMS (ICIQ-VS) TO SPANISH

C. FONSECA¹, S. JARAMILLO², E. P. UBERTAZZI³;

¹GYNECOLOGY, Hosp. Italiano de Buenos Aires, Buenos Aires, Argentina, ²CLINICA DE MARLY, BOGOTA, Colombia, ³Hosp. Italiano de Buenos Aires, Buenos Aires, Argentina.

395

NATIONAL UROGYNECOLOGY SURVEY OF PELVIC FLOOR UNITS IN CHILE: FIRST STEP TO IMPROVE ACCESS INEQUALITY

J. PIZARRO¹, **J. ALVAREZ²**, R. GUZMAN³, M. ARELLANO⁴, K. FRANCISCO⁵, V. I. MANRIQUEZ⁶, S. MEDEL⁷, A. PATTILLO⁸, F. CASTRO⁹;

¹Urogynecology department, Hosp. Sotero del Rio, Santiago, Chile, ²Urogynecology department, Hosp. Padre Hurtado, Santiago, Chile, ³Urogynecology department, Clinica Alemana Santiago, Santiago, Chile, ⁴Hosp. Dr. Sotero del Rio, Santiago, Chile, ⁵Urogynecology department, Hosp. de Quilpue, Quilpue, Chile, ⁶Hosp. CLINICO UNIVERSIDAD DE CHILE, SANTIAGO, Chile, ⁷Urogynecology department, Clinica Las Condes, Santiago, Chile, ⁸Obstetrics & Gynecology, Pontifical Catholic Univ. Of Chile, Santiago, Chile, ⁹Urogynecology department, Hosp. Tisne HSO, Santiago, Chile.



396

RELATIONSHIP BETWEEN STRESS URINARY INCONTINENCY SEVERITY AND SEXUAL DYSFUNCTION IN WOMEN

L. S. BEZERRA¹, S. V. LUCENA ², D. BRITTO ³, A. V. BRILHANTE ⁴, K. L. AUGUSTO ⁵, S. A. KARBAGE ⁶, A. P. BILHAR ⁷, D. M. SABOIA ⁸;

¹Saúde Materno Infantil, Federal Univ. of Ceara, Fortaleza, Brazil, ²SURGERY, FEDERAL Univ. OF CEARA, Fortaleza, Brazil, ³SURGERY, Federal Univ. of Ceara, Fortaleza, Brazil, ⁴Collective Health, UNIVERSIDADE DE FORTALEZA - UNIFOR, Fortaleza, Brazil, ⁵Laparoscopy and Minimally invasive surgery, Maternidade Escola Assis Chateaubriand, Fortaleza, Brazil, ⁶Univ.e Federal do Ceará, Fortaleza - Ceara, Brazil, ⁷UNIFESP, Fortaleza, Brazil, ⁸NURSE DEPARTMENT, Federal Univ. of Ceara, Fortaleza, Brazil.

397

EVALUATION OF THE QUALITY OF LIFE OF PATIENTS UNDERGOING SURGICAL TREATMENT FOR RECURRENT STRESS URINARY INCONTINENCE

E. CORTES, X. NETZAHUALCOYOTZI, J. MARIN;

Urogynecology and Reconstructive Pelvic Surgery, UMAE "Luis Castelazo Ayala" IMSS, Mexico City, Mexico.

398

EVALUATION OF PELVIC FLOOR KINEMATICS IN CONTINENT AND INCONTINENT WOMEN DURING RUNNING

M. LEITNER¹, H. MOSER ², P. EICHELBERGER ³, A. KUHN ⁴, J. BAEYENS ⁵, L. RADLINGER ⁶;

¹Health Division / a&D Physiotherapy, Bern Univ. of Applied Sci., Bern, Switzerland, ²Vrije Universiteit Brussel, Faculty of Physical Ed. and Physiotherapy, Brussel, Belgium, ³Bern Univ. of Applied Sci., Hlth., Bern, Switzerland, ⁴Women Hosp., Urogynaecology, Bern, Switzerland, ⁵VUB, Brasschaat, Belgium, ⁶Bern Univ. of Applied Sci. Hlth., Bern, Switzerland.

399

OVERVIEW OF POTENTIAL DIAGNOSTIC CRITERIA OF FEMALE DETRUSOR UNDERACTIVITY IN 3 AGE GROUPS - A RETROSPECTIVE DATA ANALYSIS

M. SIEG, T. PFIFFER, A. SHABAYEV, A. JÜRß, T. BACH;

Urology, Asklepios Klinikum Harburg, Hamburg, Germany.

400

OFFICE CYSTOMETRY TO PREDICT SURGICAL OUTCOME IN STRESS URINARY INCONTINENCE PATIENTS

T. RABY¹, B. BLUMEL ², S. POLHAMMER ¹, M. ARELLANO ², R. H. CUEVAS ³, A. PATTILLO ⁴, S. VIGUERA ⁵, J. PIZARRO-BERDICHEVSKY ¹;

¹Urogynecology Unit; División Obstetricia y Ginecología, Dr. Sótero del Río Hosp.-Pontificia Univ. Católica de Chile, Santiago, Chile, ²Urogynecology Unit, Dr. Sótero del Río Hosp.-Clínica Santa María, Santiago, Chile, ³Urogynecology Unit; División Obstetricia y Ginecología, Dr. Sótero del Río Hosp.-Pontificia Univ. Católica de Chile, Santiago, Chile, ⁴Urogynecology Unit, Dr. Sótero del Río Hosp.-Clínica Alemana Puerto Varas, Puerto Varas, Chile, ⁵PONTIFICIAL CATHOLIC Univ. OF CHILE, SANTIAGO, Chile.

401

AN AUTOMATED, SERVO-CONTROLLED INTRAVAGINAL DYNAMOMETER TO ASSESS MECHANICAL TISSUE PROPERTIES OF THE PFMS IN WOMEN: IMPORTANT FACTORS TO CONSIDER WHEN DEVELOPING A CLINICAL OR EXPERIMENTAL PROTOCOL

M. BERUBE, C. S. CZYRNYJ, **L. B. MCLEAN**;

Univ. of Ottawa, Ottawa, Canada.

402

OCULT VERSUS SYMPTOMATIC STRESS URINARY INCONTINENCE IN PELVIC ORGAN PROLAPSE: COMPARATIVE STUDY

N. MELO ¹, J. VASCONCELOS NETO ², **C. VASCONCELOS**³, E. S. BARBOSA ¹, A. P. BILHAR ⁴, S. A. KARBAGE ⁵, L. S. BEZERRA ⁶, K. L. AUGUSTO ⁷;

¹UROGINECOLOGIA, Hosp. GERAL DE FORTALEZA, Fortaleza, Brazil, ²Hosp. Geral de Fortaleza, Fortaleza, Brazil, ³Univ.e Federal do Ceará, Fortaleza, Brazil, ⁴UNIFESP, Fortaleza, Brazil, ⁵Univ.e Federal do Ceará, Fortaleza - Ceara, Brazil, ⁶Saúde Materno Infantil, Federal Univ. of Ceara, Fortaleza, Brazil, ⁷Laparoscopy and Minimally invasive surgery, Maternidade Escola Assis Chateaubriand, Fortaleza, Brazil.

403

BLADDER NECK MOBILITY IN STRESS CONTINENT AND INCONTINENT MALAY WOMEN

B. I. SANTOSO, **F. MOEGNI**, R. MERIA;

Reconstructive Urogynecology, Dept.O&G, Faculty of Med., Univ.s Indonesia, Jakarta, Indonesia.

404

THE RING THAT CAN CONCEAL AND REVEAL AT THE SAME TIME

G. ARAKLITIS¹, J. E. HUNTER ¹, G. THIAGAMOORTHY ¹, A. M. RANTELL ¹, E. SOLOMON ², D. ROBINSON ¹, L. CARDOZO ¹;

¹King's Coll. Hosp., London, United Kingdom, ²Guys and St Thomas' NHS Trust, London, United Kingdom.

405

DYNAMIC CYSTOSCOPY FOR THE DIAGNOSIS OF URINARY INCONTINENCE

D. GLOBERMAN¹, L. GAGNON ², E. A. BRENNAND ³, S. G. KIM-FINE ⁴, M. ROBERT ⁵;

¹Univ. of Calgary, Calgary, Canada, ²Univ. of Calgary, Toronto, Canada, ³Department of Obstetrics & Gynecology, Univ. of Calgary, Calgary, Canada, ⁴Obstetrics and Gynecology, Univ. of Calgary, Calgary, Canada, ⁵ob/gyn, Univ. of Calgary, Calgary, Canada.

406

REASSESSING CLEAN CATCH: OPTIMIZING VOIDED URINE COLLECTION BY SENSITIVE MICROBIOLOGICAL ASSAYS

D. M. JOHANSEN, A. J. WOLFE;

Microbiology and Immunology, Loyola Univ. Chicago, Maywood, IL.



407

COMPARISON OF WATER & AIR-CHARGED TRANSDUCER CATHETERS IN THE EVALUATION OF URETHRAL PRESSURES & ISD

T. B. MCKINNEY¹, E. BABIN², N. M. SHAH³, C. R. MCKINNEY⁴, V. CIOLFI⁵;

¹FEMALE PELVIC MEDICINE & RECONSTRUCTIVE SURGERY, Drexel Univ. Sch. of Med., Philadelphia, FL, ²Drexel Univ. Sch. of Med., Philadelphia, PA, ³Drexel Univ. Coll. of Med., Philadelphia, PA, ⁴Drexel Univ. Sch. of Med., Philadelphia, FL, ⁵Clinical Research, Drexel Univ. Sch. of Med., Philadelphia, FL.

408

PURE STRESS URINARY INCONTINENCE: PREVALENCE, COSTS AND FINANCIAL IMPACT

E. RUBILOTTA¹, M. BALZARRO¹, M. CERRUTO¹, A. PORCARO¹, S. BASSI¹, P. CORSI¹, M. PIROZZI¹, N. TRABACCHIN¹, C. BOVO², W. ARTIBANI¹;

¹Urology, AOUI Verona, Verona, Italy, ²Direzione Sanitaria, AOUI Verona, Verona, Italy.

410

RISK FACTORS FOR MICROSCOPIC HEMATURIA IN WOMEN REFERRED TO UROGYNECOLOGY

R. ROLSTON¹, V. VELASCO², C. HORTON¹, A. GOEBEL³, C. E. DANCZ³, B. OZEL³;

¹Female Pelvic Medicine & Reconstructive Surgery, LAC+USC Med. Ctr., Los Angeles, CA, ²Obstetrics & Gynecology, LAC+USC Med. Ctr., Los Angeles, CA, ³LAC+USC Med. Ctr., Los Angeles, CA.

411

MANAGEMENT OF BLADDER OUTLET OBSTRUCTION AFTER A SINGLE-INCISION MIDURETHRAL SLING PROCEDURE USING TAPE ELONGATION

M. HUNG;

Obstetrics & Gynecology, Asia Univ. Hosp., Taichung, Taiwan.

412

SPECIALIST NURSE VERSUS NON-SPECIALIST NURSE CARE FOLLOWING HYSTEROPEXY

F. MURIITHI¹, H. JEFFERIS¹, H. M. CHIN¹, N. PRICE¹, S. JACKSON², J. S. NICHOLLS³;

¹Gynaecology, Oxford Univ. Hosp. Trust, Oxford, United Kingdom, ²John Radcliffe Hosp., Oxford, United Kingdom, ³Oxford Univ. Hosp. Trust, Oxford, United Kingdom.

414

ROBOTIC REPAIR OF SUPRATRIGONAL VESICOVAGINAL FISTULA WITH SIGMOID EPIPLOICA APPENDAGE INTERPOSITION: A CASE SERIES

D. SANDERSON¹, K. FAN¹, J. RUTKOWSKI², A. EDDIB²;

¹Millard Fillmore Suburban Hosp., Williamsville, NY, ²Western New York Urology Associates, Cheektowaga, NY.

415

SURGICAL RESULTS OF LAPAROSCOPIC SACRAL VAGINAL FUSION SURGERY FOR PELVIC ORGAN PROLAPSE

T. SHINO;

Urogynecology Center, Kamda Med. Ctr., Chiba, Japan.

416

PROSPECTIVE NON-COMPARATIVE STUDY TO ASSESS THE EFFECTIVENESS OF A PIXEL CO₂ LASER SYSTEM IN THE TREATMENT OF VULVOVAGINAL ATROPHY: INTERIM ANALYSIS

J. S. SCHACHAR¹, H. DEVAKUMAR², L. MARTIN², E. A. HURTADO², G. DAVILA²;

¹Female Pelvic Medicine and Reconstructive Surgery, Cleveland Clinic Florida, Weston, FL, ²Cleveland Clinic Florida, Weston, FL.

417

THE IMPACT OF SACRAL NEUROMODULATION ON SEXUAL FUNCTION

P. S. OLIVEIRA, T. R. OLIVEIRA, R. P. SILVA, D. MARTINHO, J. P. REIS, T. M. LOPES;

Department of Urology, Hosp. de Santa Maria, Lisbon, Portugal.

418

NOVEL HYBRID FRACTIONAL ERBIUM:YAG LASER: SHORT-TERM OUTCOMES FOR TREATMENT OF GENITOURINARY SYNDROME OF MENOPAUSE AND DYSPAREUNIA.

N. L. GUERETTE;

Female Pelvic Med. Inst., Richmond, VA.

419

ACUTE PYELONEPHRITIS IN YOUNG AND SEXUAL ACTIVE WOMEN

M. BALZARRO, E. RUBILOTTA, A. PORCARO, N. TRABACCHIN, M. CERRUTO, W. ARTIBANI;

Urology, AOUI Verona, Verona, Italy.

420

BACLOFEN: A FORGOTTEN DRUG FOR VOIDING DYSFUNCTION

L. MARTIN, N. CHANDRASEKARAN, H. DEVAKUMAR, J. S. SCHACHAR, E. A. HURTADO, G. DAVILA;

Cleveland Clinic Florida, Weston, FL.



421

OBSTRUCTIVE VOIDING SYMPTOMS IN PATIENTS WITH OVERACTIVE BLADDER SYNDROME

A. ZILBERLICHT¹, N. HAYA¹, I. FEFERKORN¹, E. GOLDSCHMIDT², R. AUSLENDER¹, Y. ABRAMOV¹;

¹Obstetrics and Gynecology, Carmel Med. Ctr., Haifa, Israel, ²Bnai Zion Med. Ctr., Haifa, Israel.

422

CROSS SECTIONAL STUDY ON UROLOGICAL SYMPTOMS IN ADOLESCENT GIRLS WITH PULMONARY AND NON RENAL EXTRA-PULMONARY TUBERCULOSIS

S. SHARMA, V. P. MYNEEDU;

PEDIATRICS, Natl. Inst. of TB & Respiratory Diseases, New Delhi, India.

423

RANDOMIZED, CROSS-OVER STUDY COMPARING HYDROPHILIC COMPACT CATHETERS VS. STANDARD CATHETERS FOR USING INTERMITTENT SELF CATHETERIZATION

T. YAMANISHI¹, K. KAGA², M. KAGA³, M. FUSE²;

¹Dept. of Urology, Continence Ctr., Dokkyo M, Tochigi, Japan, ²Urology, Continence Ctr., Dokkyo Med. Univ., Tochigi, Japan, ³Department of Urology, Continence Ctr., Dokkyo Med. Univ., Tochigi, Japan.

424

PERINEAL HYPERMOBILITY, AN INDEPENDENT PREDICTOR OF OBSTRUCTIVE DEFECATION ?

M. E. ALCOPA¹, T. FRIEDMAN², N. SUBRAMANIAM², H. DIETZ²;

¹Hosp. Univ.rio Austral, Buenos Aires, Argentina, ²Sydney Med. Sch. Nepean, Sydney, Australia.

425

THE HMO GRADING SYSTEM FOR DYNAMIC PELVIC MRI IN CLINICAL PRACTICE

J. Y. KIKUCHI¹, A. L. O'BOYLE², D. WOLFMAN³;

¹OBGYN, Walter Reed Bethesda, Bethesda, MD, ²Urology, Walter Reed Bethesda, Bethesda, MD, ³Radiology, Walter Reed Bethesda, Bethesda, MD.

426

PREVALENCE AND QUALITY OF LIFE IMPACT OF COLORECTAL SYMPTOMS IN PATIENTS WITH SYMPTOMATIC PELVIC ORGAN PROLAPSE

M. ARELLANO¹, D. LUNA², B. BLUMEL³, A. PATTILLO⁴, S. GONZALEZ⁵, J. PIZARRO-BERDICHEVSKY²;

¹Hosp. Dr. Sotero del Rio/ Clinica Santa Maria, Santiago, Chile, ²Urogynecology Unit; Division Obstetricia y Ginecologia, Dr. Sotero del Rio Hosp. - Pontificia Univ. Catolica de Chile, Santiago, Chile, ³Hosp. sotero del rio, Santiago, Chile, ⁴Obstetrics & Gynecology, Pontifical Catholic Univ. Of Chile, Santiago, Chile, ⁵Urogynecology Unit, H. Dr. Sotero del Rio, Santiago, Chile.

427

ANAL SPHINCTER TRAUMA: HOW LIKELY IS A FALSE POSITIVE DIAGNOSIS ON EXO- ANAL TOMOGRAPHIC ULTRASOUND?

F. TUREL, K. SHEK, H. DIETZ;

Sydney Med. Sch. Nepean, Sydney, Australia.

428

SHORT TERM OUTCOME AND SEXUAL FUNCTION OF TRANSANAL ANTERIOR DELORME PROCEDURE FOR RECTOCELE

T. TAKAHASHI¹, A. TSUNODA², W. FUJII¹, H. KUSANAGI¹, Y. SHIMIZU³;

¹Gastroenterological Surgery, Kameda Med. Ctr., Kamogawa City Chiba, Japan, ²Surgery, Kameda Med. Ctr., Chiba, Japan, ³Kameda Med. Ctr., Kamogawa City, Japan.

429

IS THERE A GENUINE CORRELATION BETWEEN MUCP AND URETHRAL DESCENT? A COMPARISON OF URODYNAMIC AND ULTRASOUND DATA.

J. MASATA¹, K. SVABIK², P. HUBKA³, A. MARTAN⁴;

¹Obstet. Gynecol. Dpt., GUH and Charles Univ., Prague, Czech Republic, ²Charles Univ. in Prague, Gen. Univ. H, Prague, Czech Republic, ³Dpt. Obstetrics and Gynecology, 1st Faculty of Med. and Gen. Univ. Hos, Prague, Czech Republic, ⁴Dpt. of Obstet. and Gynecol., 1st Faculty of Med., Prague, Czech Republic.

430

PELVIC FLOOR DYSFUNCTIONS IN PRIMIPAROUS:TRANSPERINEAL ULTRASOUND AND OBSTETRICS RISK FACTORS

G. M. PEREIRA¹, M. MONTEIRO², M. B. DINIZ¹, K. C. BUZATTI³, R. SILVA³, B. RODRIGUES³, M. C. CRUZ¹, E. M. FIGUEIREDO⁴;

¹Department of Obstetrics and Gynaecology, Univ.e Federal de Minas Gerais, Belo Horizonte, Brazil, ²FEDERAL Univ. OF MINAS GERAIS, BELO HORIZONTE, Brazil, ³Univ.e Federal de Minas Gerais, Belo Horizonte, Brazil, ⁴UNIVERSIDADE FEDERAL DE MINAS GERAIS, BELO HORIZONTE, Brazil.

431

EFFECT OF LOW-DOSE TRIPLE THERAPY USING GABAPENTIN, AMITRIPTYLINE, AND A NONSTEROIDAL ANTI-INFLAMMATORY DRUG FOR OVERACTIVE BLADDER SYMPTOMS IN PATIENTS WITH BLADDER PAIN SYNDROME

H. JEONG;

urology, Wonkwang Univ. Hosp., Iksan, Korea, Republic of.

432

RELATIONS BETWEEN BRUXISM AND PELVI-PERINEAL PAIN ON A PROSPECTIVE SERIES OF 92 PATIENTS.

M. MOLLO¹, E. BAUTRANT², P. WEBER³, O. DUMAY⁴, D. THIERS-BAUTRANT⁵;



¹Private Med. center - Ctr. Med. Aixoïs, Aix-en-Provence, France, ²Pelvi-perineal rehabilitation dept, Aix-en-Provence, France, ³Private Med. center - Thiers, Aix-en-Provence, France, ⁴Private Med. center - Aude, Aix-en-Provence, France, ⁵Clinique Axiom, Aix-en-Provence, France.

433

SURGERY FOR FEMALE GENITAL FISTULA IN WALES; 19-YEAR ANALYSIS OF PATIENT EPISODE DATABASE FOR WALES (PEDW) DATA

S. I. ISMAIL;

Department of Obstetrics and Gynaecology, Brighton and Sussex Univ. Hosp. NHS Trust, Brighton, United Kingdom.

434

OASIS - A NEW SERVICE EXPERIENCE IN A UNIVERSITY HOSPITAL SETTING

S. BULCHANDANI, F. BURDEN;

Urogynaecology, Univ. Hosp. Coventry & Warwickshire NHS T, Coventry, United Kingdom.

435

ROBOTIC ASSISTED SACROCOLPOPEXY: TIPS AND TRICKS TO IMPROVE EFFICIENCY

E. L. STOCKWELL¹, J. PEDROSO¹, W. VOLKER²;

¹LVMS, Las Vegas, NV, ²Las Vegas Minimally Invasive Surgery, Las Vegas, NV.

436

RECTOCELE PLICATION: SURGICAL TECHNIQUE AND MEDIUM TERM OUTCOMES

E. W. HENN¹, B. W. RICHTER²;

¹Dept. Obstetrics & Gynaecology, Bloemfontein, South Africa, ²Univ. of the Free State, Bloemfontein, South Africa.

437

MANAGEMENT OF INTRAVESICAL MESH EROSION WITH BLADDER CALCULI USING COMBINED SUPRAPUBIC LAPAROSCOPIC PORT AND CYSTOSCOPY

C. J. PALMER¹, K. BETTIR¹, N. D. NGUYEN¹, G. GHONIEM²;

¹Urology, Univ. of California Irvine, Orange, CA, ²Univ. of California, Irvine, Orange, CA.

438

COMPLETE REMOVAL OF RETROPUBIC SLING

R. SINGH¹, M. CAREY²;

¹DEPARTMENT OF UROGYNAECOLOGY, Royal Womens Hosp., Parkville, Melbourne, Australia, ²Royal Womens Hosp., Parkville, Victoria, Australia.

439

LAPAROSCOPIC SACROCOLPOPEXY USING Y-SHAPED MESH FOR RECURRENT MULTIPLE COMPARTMENT VAGINAL

PROLAPSE

R. HARRIS, J. R. LOGANATHAN, A. ONIFADE, A. FAYYAD;

Luton and Dunstable Univ. Hosp. NHS Trust, Luton, United Kingdom.

440

LAPAROSCOPIC REMOVAL OF INTRAVESICAL MESH FOLLOWING PELVIC ORGAN PROLAPSE SURGERY

J. NOMURA, S. MORIYAMA, T. HUANG, S. TOKIWA, A. D.

AZINAR, S. G. GONOCRUZ, Y. SHIMIZU;

Urogynecology Center, Kameda Med. Ctr., Kamogawa, Chiba, Japan.

441

LAPAROSCOPIC REPAIR OF A THERMIC LESION OF THE BLADDER

I. FAEHNLE, C. CHRISTMANN;

Frauenklinik Luzern, Lucerne, Switzerland.

442

OBSTETRIC ANAL SPHINCTER INJURIES: IS IT TIME TO ROUTINELY INCORPORATE THE HANDS-ON PERINEAL WORKSHOP INTO OUR OBGYN TRAINING CURRICULUM?

P. HENGSRASMEE;

Dept. of O&G, Faculty of Med., Siriraj Hosp., Bangkok, Thailand.

443

A COMPLEX URETHRAL DIVERTICULUM: DIAGNOSTIC WORK-UP AND SURGICAL REMOVAL

A. ZILBERLICHT, N. HAYA, I. FEFERKORN, T. BAR-NOY, R. AUSLENDER, Y. ABRAMOV;

Obstetrics and Gynecology, Carmel Med. Ctr., Haifa, Israel.

444

SELF CUT MESH FOR POP REPAIR

Z. LAN;

Peking Union Med. Coll. Hosp., Beijing, China.

445

ROBOT-ASSISTED PARTIAL CYSTECTOMY FOR BLADDER PAIN

R. RAMANAH¹, M. ANDRIOT¹, N. MOTTET¹, D. RIETHMULLER²;

¹Obstetrics and Gynecology, Besancon Univ. Med. Ctr., Besancon, France, ²Pôle Mère-Femme - CHRU Besançon, Besançon, France.

446

SURGICAL MANAGEMENT OF LARGE CHRONIC AND INCARCERATED PROCIDENTIA AND PELVIC MASS BY THE VAGINAL ROUTE

D. KARMAKAR¹, P. L. DWYER², M. MINA³, N. RAJAMAHESWARI⁴;



¹Department of Urogynaecology, Mercy Hosp. for Women, Melbourne, Australia, ²Mercy Hospital for Women, Melbourne, Australia, ³Department of Urogynaecology, Medway, Chennai, India, ⁴Urogynaecology Res. Ctr., Chennai, Tamilnadu, India.

447

VAGINAL ROUTE AS AN OPTION FOR MYOMECTOMY

E. P. UBERTAZZI¹, H. F. SODERINI², C. FONSECA¹, C. I. SANDOR³, G. BOURGUIGNON¹, L. I. PAVAN⁴;

¹Hosp. Italiano de Buenos Aires, Buenos Aires, Argentina, ²Hosp. Italiano de Buenos Aires, Bs As, Argentina, ³Hosp. Italiano, Buenos Aires, Argentina, ⁴Hosp. Italiano de Buenos Aires, Buenos Aires, Argentina.

448

UTERINE-SPARING UTEROSACRAL LIGAMENT SUSPENSION

J. S. ZIGMAN¹, J. NAVAS¹, T. YAZDANY¹, A. ROSENMAN²;

¹Obstetrics and Gynecology, Harbor UCLA Med. Ctr., Torrance, CA, ²Obstetrics and Gynecology, UCLA, Santa Monica, CA.

449

URETHROVAGINAL FISTULA REPAIR AND CONCOMITANT FASCIAL SLING

S. VIGUERA¹, T. RABY², J. PIZARRO-BERDICHEVSKY²;

¹Urogynecology Unit; Division Obstetricia y Ginecología, Dr. Sotero del Río Hosp. - Dra. Eloísa Díaz Insunza Hosp. - Pontificia Univ. Católica de Chile, Santiago, Chile, Santiago, Chile, ²Urogynecology Unit; Division Obstetricia y Ginecología, Dr. Sotero del Río Hosp. - Pontificia Univ. Católica de Chile, Santiago, Chile, Santiago, Chile.

450

ANTERIOR APICAL SINGLE INCISION MESH SURGERY IN THE TREATMENT OF ANTERIOR VAGINAL PROLAPSE

B. GENTILE¹, R. GIULIANELLI¹, G. MIRABILE¹, P. TARICIOTTI¹, L. ALBANESI¹, G. RIZZO¹, M. BUSCARINI²;

¹urology, nuova villa claudia, ROMA, Italy, ²urology, CAMPUS BIOMEDICO, ROMA, Italy.

451

BLADDER EXSTROPHY ASSOCIATED WITH PELVIC ORGAN PRLAPSE. SURGICAL TREATMENT

H. F. SODERINI¹, N. LIDGETT², P. CACHO³, M. MARTINEZ⁴, E. LONGO⁴, A. AMATO⁵;

¹Hosp. Italiano de Buenos Aires, Bs As, Argentina, ²Hosp. Churruca - visca, caba, Argentina, ³Ginecología, Complejo Med. Policial Churruca Visca, CABA, Argentina, ⁴complejo medico policial churruca visca, CABA, Argentina, ⁵Hosp. churruca visca, caba, Argentina.

453

A NEW SURGICAL TECHNIQUE USING AUTOLOGOUS DERMAL TISSUE FOR PELVIC ORGAN PROLAPSE

K. NAGAO, M. OKAWA, N. TANAKA, K. AOKI, K. NAKAJIMA;

Dept. Urology, Toho Univ., Ota-ku, Tokyo, Japan.

455

BIOFEEDBACK THERAPY COMBINED WITH DIET TO TREATING ODS (ANISMUS); 2 YEARS OUTCOME

F. ANARAKI¹, T. FOROOGHIFAR², R. BAGHERZADEH SABA³, E. MIRI ASHTIANI⁴, Z. GHANBARI⁵;

¹Division of colon and rectal surgery, Department of surgery, Shahid Beheshti Univ. of Med. Sci., tehran, Iran, Islamic Republic of, ²Department of pelvic floor disorders/Urogynecology, Tehran Univ. of Med. Sci.s, tehran, Iran, Islamic Republic of, ³Department of Surgery, Iran Univ. of Med. Sci., tehran, Iran, Islamic Republic of, ⁴Department of Rehabilitation Sciences, Shahid Beheshti Univ. of Med. Sci., tehran, Iran, Islamic Republic of, ⁵Department of Pelvic Floor, Tehran Univ. of Med. Sci.s, tehran, Iran, Islamic Republic of.

456

CAUSES AND MANAGEMENT OF UROGENITAL FISTULAS AT A TERTIARY REFERRAL CENTER IN SAUDI ARABIA

A. DAWOOD;

Urogynecology, King Fahad Med. City, Riyadh, Saudi Arabia.

457

DOES GABAPENTIN REDUCE OPIOID USE POSTOPERATIVELY? ("GROUP" STUDY): A RANDOMIZED CONTROL TRIAL IN WOMEN UNDERGOING RECONSTRUCTIVE PELVIC SURGERY

A. L. LI¹, K. WADSWORTH¹, N. SIDDIQUI¹, M. ALARAB², C. D. MCDERMOTT³, N. L. LEMOS⁴, **D. LOVATSI⁵**;

¹Mount Sinai Hosp., Toronto, Canada, ²Obstetrics and Gynecology, Division Of Urogynecolo, Mount Sinai Hosp., Toronto, Canada, ³University of Toronto, Toronto, Canada, ⁴Univ. of Toronto, Women's Coll. Hosp., Toronto, Canada.

458

NON-ABLATIVE FRACTIONATED INTRAVAGINAL RADIOFREQUENCY IN TREATMENT OF STRESS URINARY INCONTINENCE- PRELIMINARY RESULTS

A. SEKI¹, A. H. BIANCHI-FERRARO², M. G. SARTORI³, M. B. GIRAO⁴, **Z. JARMY-DI-BELLA⁵**;

¹Gynecology, Federal Univ. of São Paulo, São Paulo, Brazil, ²Federal Univ. of São Paulo, São Paulo, Brazil, ³Gynecology, Escola Paulista de Med., Sao Paulo, Brazil, ⁴GINECOLOGIA, UNIVERSIDADE FEDERAL DE SÃO PAULO, SÃO PAULO, Brazil, ⁵Gynecology, Federal Univ. of Sao Paulo, São Paulo, Brazil.

459

TVT-R SPACE OF RETZIUS INFILTRATION: A RETROSPECTIVE REVIEW

L. RAS¹, S. F. ROSKAM², **P. F. KRUGER¹**;

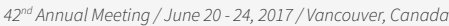
¹OBSTETRICS AND GYNAECOLOGY, Univ. of Cape Town, Cape Town, South Africa, ²OBSTETRICS AND GYNAECOLOGY, ACADEMIC Med. CENTRE, AMSTERDAM, Netherlands.

461

FOWLER'S SYNDROME POST OOCYTE RETRIEVAL

A. DAWOOD;

Urogynecology, King Fahad Med. City, Riyadh, Saudi Arabia.

[illegible]

SEE YOU NEXT YEAR
The 43rd Annual Meeting
of the IUGA will take place
in *Vienna, Austria* from
June 26 – 30, 2018

43rd
Annual
Meeting

June 26–30 / 2018
Vienna, Austria

Workshops

Call for Workshop Proposals Opens
September 22, 2017

Workshop Submission Site Closes
November 14, 2017

More information available soon on:

www.iugameeting.org