





IT'S TIME TO THINK
OF SOMETHING ELSE.

The first β_3 -adrenoceptor agonist
to treat overactive bladder



Betmiga™▼ (mirabegron)

Prescribing Information.
Presentation: Prolonged
release tablets containing 25mg

or 50mg mirabegron. **Indication:** Symptomatic treatment of urgency, increased micturition frequency and/or urgency incontinence as may occur in adult patients with overactive bladder (OAB) syndrome. **Dosage:** Adults (including the elderly): Recommended dose: 50mg once daily with or without food. **Children and adolescents:** Should not be used. **Contraindications:** Hypersensitivity to active substance or any of the excipients. **Warnings and Precautions:** Has not been studied in patients with end stage renal disease, severe hepatic impairment or severe uncontrolled hypertension and therefore should not be used. Dose adjustment to 25mg is recommended in patients with severe renal and/or moderate hepatic impairment. Not recommended in patients with severe renal impairment or moderate hepatic impairment concomitantly receiving strong CYP3A inhibitors. Dose adjustment to 25mg is recommended in patients with moderate renal or mild hepatic impairment receiving strong CYP3A inhibitors concomitantly.

Caution in patients with a known history of QT prolongation or in patients taking medicines known to prolong the QT interval. Use with caution in patients with clinically significant bladder outlet obstruction (BOO) and in patients taking antimuscarinics for OAB. Not recommended during pregnancy and in women of childbearing potential not using contraception. Not recommended during breastfeeding. **Interactions:** Clinically relevant drug interactions between mirabegron and medicinal products that inhibit, induce or are a substrate for one of the CYP isozymes or transporters are not expected, except for inhibitory effect on the metabolism of CYP2D6 substrates. Mirabegron is a moderate and time-dependant inhibitor of CYP2D6 and weak inhibitor of CYP3A. No dose adjustment needed when administered with CYP2D6 inhibitors or CYP2D6 poor metabolisers. Caution if co-administered with medicines with a narrow therapeutic index and significantly metabolised by CYP2D6. Caution is also advised if mirabegron is co-administered with CYP2D6 substrates that are individually dose titrated. When initiating in combination with digoxin the lowest dose for digoxin should be prescribed and serum digoxin should be monitored. **Adverse Effects:** Urinary tract infection, tachycardia, palpitations,



Betmiga™▼
mirabegron

A fresh start in OAB

atrial fibrillation, blood pressure increase, leukocytoclastic vasculitis, pruritus, liver enzymes increase and angioedema (post marketing). Prescribers should consult the Summary of Product Characteristics in relation to other side effects. **Pack and prices:** Country specific. **Legal Category:** POM. **Product Licence Number:** 25mg EU/1/12/809/001-007; 50mg EU/1/12/809/008-14. **Date of Preparation:** November 2014. **Further information available from:** Astellas Pharma Europe Ltd, 2000 Hillswood Drive, Chertsey, Surrey, KT16 0RS, UK. For full prescribing information please refer to the Summary of Product Characteristics. BET/14/0029/EU.

Adverse events should be reported. Report adverse events to Astellas Pharma Europe by email to safety-eu@astellas.com, by facsimile to +31 (0)71 - 545 5208, or contact your local Astellas office (www.astellas.eu/contact/locations/)

TABLE OF CONTENTS

WELCOME LETTERS.....	4 - 5
2015 IUGA LEADERSHIP.....	6 - 7
ABOUT IUGA.....	8
2015 SPONSORS.....	9
MEETING INFORMATION.....	11
SPEAKER READY ROOM.....	12
EXHIBITION.....	12
POSTERS.....	15
PRESENTATION INFORMATION.....	16
MOBILE APP: IUGA 2015.....	16
CONVENTION CENTRE MAPS.....	17
SCHEDULE AT A GLANCE.....	20
PHYSICIAN-IN-TRAINING ACTIVITIES.....	23
SOCIAL EVENTS.....	24
THINGS TO DO IN NICE.....	25
INDUSTRY SPONSORED SYMPOSIA.....	27
WCAPP PROGRAM AGENDA.....	29
LIVE SURGERY.....	32
WORKSHOPS - SESSION 1.....	33
WORKSHOPS - SESSION 2.....	35
PROTECT - TRAIN THE TRAINER PROGRAM.....	37
SPECIAL INTEREST GROUP (SIG) MEETINGS.....	37
WORKSHOPS - SESSION 3.....	40
PAN-ASIAN SESSION.....	42
IBERO AMERICAN SESSION.....	44
EUGA SESSION.....	45
ULF ULMSTEN MEMORIAL LECTURE.....	48
STUMP THE EXPERTS.....	53
MEET THE EXPERTS-ROUNDTABLE BREAKFAST.....	58
STATE OF THE ART LECTURE.....	60
POINTS OF VIEW.....	66
VIDEO SALON.....	71
NON-DISCUSSED POSTERS.....	72
EXHIBITION FLOOR PLAN.....	109
2015 SPONSORS AND EXHIBITORS.....	110

WELCOME LETTER FROM HOSTS



Bienvenue à Nice, France!

We welcome you to the beautiful French Riviera and the 40th annual meeting of the International Urogynecological Association. Stunning views of the Mediterranean Sea and a scientific meeting that will focus on an array of topics will surely make IUGA's 40th anniversary one to remember.



As co-chairs of this event we are very proud to have France as the place to be in June in the field of urogynecology. Dedicated to gynecologists, urologists, urogynecologist, gastroenterologists, pain specialists, rehabilitation physicians, neurologists, internists and more upon topics, the joint meeting with WCAPP is a fantastic opportunity to gather knowledge and improve our multidisciplinary practice.

The Program Committee with the help of the Local Organizing Committee has designed a schedule featuring groundbreaking research, scientific advancement and innovative technologies that have been developed over the past year. As the leading event in Urogynecology, we are excited to unveil new and exclusive research.

Connect with internationally-respected experts while accessing cutting edge educational programs including: more than 25 pre-conference workshops, over 150 oral scientific presentations, five lectures, a joint session with the World Congress on Abdominal and Pelvic Pain (WCAPP), the ever popular Meet the Experts Roundtable Breakfasts, industry supported educational events and new this year - five different mini state of the art lectures and simultaneous translations in the main plenary room, Apollon, beginning Thursday - Saturday. The Exhibit Hall will showcase innovative and relevant products and services.

No IUGA meeting is complete without our social programs! Plan to network with colleagues and friends at the Welcome Reception on Wednesday, June 10th and our Gala Dinner on Friday, June 12th. These fun occasions (listed on page 26) will allow you to catch-up with old friends and meet new colleagues.

Take advantage of this invaluable learning experience while you enjoy the capital of the French Riviera!

Emmanuel Chartier-Kastler, Urologist
2015 Local Organizing Committee Co-Chair

Brigitte Fatton, Gynecologist
2015 Local Organizing Committee Co-Chair

WELCOME LETTER



Dear colleagues and friends,

Welcome to Nice, France as we celebrate IUGA's 40th anniversary.

This is undoubtedly the premier urogynecological meeting of the year. In order to meet this goal, the programme committee along with the help of the local organizing committee has structured a unique blend of stimulating science and varied social activities.

Our hosts, Brigitte Fatton and Emmanuel Chartier-Kastler (Local Organizing Committee Co-Chairs), along with their colleagues and the IUGA Programme Committee led by Rane Thakar, have prepared excellent workshops and state of the art lectures.

New this year, is our mini state of the art lectures on Thursday, June 11 in Oral Posters 3, 4 and 5 and on Friday, June 12th in Oral Posters 6 and 7. The topics range from "How to treat women with prolapse; evidence for what works" to "OASIS: How do you deliver next time?"

The IUGA Scientific Committee led by Dudley Robinson has selected the best and most interesting abstracts for presentation, from over 700 submitted, a new record for IUGA. All this makes for very exciting and stimulating scientific sessions.

The meeting is timely for all our members including surgeons, physiotherapists and specialist nurses. For example, we are keenly aware of the recent transition in surgical approaches and much of the data to be presented will provide guidance for future surgical decision making. There will also be a full and exciting programme relating to conservative management which for the first time will include a session on the management of pelvic pain in collaboration with the 2nd World Congress on Abdominal and Pelvic Pain (WCAPP).

The South of France is a great tourism destination. There will be plenty for you and accompanying persons to do and see and I encourage you to spend a few extra days to appreciate the wonderful French Riviera and the hospitality of our hosts.

Enjoy IUGA's 40th anniversary meeting!

Warmest Regards,

A handwritten signature in blue ink, reading 'Bob Freeman'.

Professor Bob Freeman
President

WELCOME

IUGA 2015 LEADERSHIP

IUGA BOARD



Prof. Robert Freeman
President



Dr. Lynsey Hayward
Vice President



Dr. G. Willy Davila
Past President



Dr. Anna Rosamilia
Treasurer



Dr. Ranee Thakar
Secretary



Charles Shields, Jr.
Executive Director

INTERNATIONAL ADVISORY BOARD



Dr. Stephen Jeffery
Africa



Dr. Roy Ng
Asia



Dr. Yik Lim
Oceania/Australasia



Dr. Wolfgang Umek
Europe



Dr. Steven Swift
North America



Dr. Jorge Milhem
Haddad
Latin America

COMMITTEE CHAIRPERSONS



Dr. Jan-Paul
Roovers
Education



Dr. Alexandros
Derpapas
Fellows



Dr. Alex Digesu
Publication



Dr. Olanrewaju
Sorinola
Public Relations



Dr. Dorothy
Kammerer-Doak
*Research &
Development*



Dr. Dudley Robinson
Scientific



Dr. Joseph Lee
*Terminology and
Standardization*

PROGRAM COMMITTEE

Ranee Thakar - Chair
Emmanuel Chartier-Kastler
Brigitte Fatton
Jérôme Rigaud - Convergences PP President
Dudley Robinson

LOCAL ORGANIZING COMMITTEE

Pr Brigitte Fatton (Nîmes) co-chair
Pr Emmanuel Chartier-Kastler (Paris) co-chair
Pr Michel Cosson (Lille)
Pr Pierre Costa (Nîmes)
Dr Philippe Debodinance (Dunkerque)
Pr Pierre Denys (Garches)
Pr Renaud de Tayrac (Nîmes)
Pr Xavier Deffieux (Clamart)
Pr François Haab (Paris)
Pr Alain Ruffion (Lyon)

2015 IUGA SCIENTIFIC COMMITTEE

Dudley Robinson - United Kingdom (Chair)
Vivian Aguilar - United States of America
Maria Bortolini - Brazil
Renaud de Tayrac - France
Jan Deprest - Belgium
Hans Peter Dietz - Australia
Englebert Hanzal - Austria
C. Huub van der Vaart - Netherlands
Fred Milani - Netherlands
Philip Tooze-Hobson - United Kingdom

2015 WORKSHOP COMMITTEE

Sylvia Botros-Brey - United States of America (Chair)
Zeelha Abdool - South Africa
Michel Cosson - France
Maria Victoria Estanol - United States of America
Brigitte Fatton - France
Aparna Hegde - India
Barry O'Reilly - Ireland
David Shaker - Australia

ABOUT IUGA


The International Urogynecological Association (IUGA) is a not-for-profit international professional medical organization with a defined mission, to “advance urogynecological knowledge around the world”. It was founded in 1975 and Axel Ingelman-Sundberg, as its first President, began a tradition of scientific integrity in the study of urogynecology that IUGA, with its rapidly growing membership, has continued to foster. The international base of the society includes representation from 70 countries, which allows for the prompt dissemination of new ideas throughout the world. New 90+ educational programs have included the IUGA eXchange, which has enabled experienced urogynecologists to share knowledge in countries and regions where there is little clinical expertise in the care of female pelvic floor disorders, and IUGA Regional Symposia designed as technical sessions held in regions of the world where Urogynecology is already represented. The organization has recently grown to nearly 3,000 members whose enthusiastic participation in IUGA Committees has contributed to the production of important IUGA sponsored documents.

Founding Members


Axel Ingelman-Sundberg (Sweden)
Jack R. Robertson (US)
Donald R. Ostergard (US)
Ulf Ulmsten (Sweden)
Eckhard Petri (Germany)
Wolfgang Fischer (Germany)

Bozo Kralj (Slovenia)
Oscar Contreras-Ortiz (Argentina)
Stuart Stanton (UK)
David Warrell (UK)
Abbo Hassan Abbo (Sudan)

Past Presidents



Axel Ingelman-Sundberg
1976-1980



Jack R. Robertson
1980-1985



Donald R. Ostergard
1985-1988



Bozo Kralj
1988-1990



Eckhard Petri
1990-1992



James Gibson
1992-1994




Harold Drutz
1994-1996



Oscar Contreras-Ortiz
1996-1998



Linda Cardozo
1998-2000



Hans Van Geelen
2000-2002




Peter Dwyer
2002-2004



Paul Riss
2004-2006



Tsung Hsien
(Charles) Su
2006-2008



Peter K. Sand
2008-2010



Harry Vervest
2010 - 2012



G. Willy Davila
2012 - 2014

2015 SPONSORS



GOLD SPONSOR



SILVER SPONSOR

**Boston
Scientific**



Medtronic

BRONZE SPONSOR



SUPPORTERS

Aspide Medical

DEKA

Cogentix Medical

Laborie

Coloplast

Specialty European Pharma

WELCOME



**WE
ARE**

Women's
Health

Women's pelvic health is our world. Today and every day, we work to advance pelvic medicine. Our focus is on improving access and outcomes, and helping physicians develop quality practices. We do it all with the single goal of restoring patient self-confidence and quality of life. That's a lot of brightened tomorrows.



© 2015 American Medical Systems, LLC.
All rights reserved. Minnetonka, MN 55343
AMSUS/WH-01634/April 2015
www.AmericanMedicalSystems.com
1-800-328-3881
U.S. and International Use

MEETING INFORMATION



Meeting Venue

Acropolis Convention Centre

Esplanade Kennedy - BP4083 - 06302 Nice Cedex 4 - France

Tél.: +33 (0)4 93 92 83 00

Fax: +33 (0)4 93 92 82 55

Meeting Language

The official language for the meeting is English.

Simultaneous translation will only be available Thursday - Saturday in the main plenary room - Apollon.

Registration Desk

The main registration and information desk will be open in the conference venue as follows:

Tuesday	6:30 am	-	6:00 pm
Wednesday	6:30 am	-	6:00 pm
Thursday	6:30 am	-	6:00 pm
Friday	6:30 am	-	6:00 pm
Saturday	7:30 am	-	12:30 pm

Inquiries for the following should be made at the registration desk:

- Registrations queries
- Accommodation queries (only if you have booked your room through C'Accommodation)
- General information
- Social events
- Internet access
- IUGA membership
- Lost items
- Congress materials (badges, program)

Name Badges

Badges must be worn at all times as this is your ticket to all sessions, including the Welcome Reception. Please note, if you have booked tickets for the workshops and social functions you will find these in your badge pocket. Access will not be given without a badge. Kindly note there is a €10.00 fee to replace a lost name badge.

Certificate of Attendance

All certificate of attendance will be available only after completing the online survey which will be distributed by email immediately following the end of conference.

Useful Onsite Contacts

For all delegates queries, please contact Anne-Sophie Beaudry and Patricia Peycelon at +33 (0)624411417

Accommodation:

Should you require any information regarding your accommodation please proceed to the registration desk.

Speaker Ready Room

The speaker ready room is located in Hermes foyer. Speakers should make themselves known at the registration desk where directions to the speaker ready room will be given. If you have already provided your presentation it is advised to preview this in advance of your session. Please ensure you provide and preview your presentation no later than 2 hours before your presentation slot.

Speaker ready room hours:

Tuesday	7:00am - 6:00pm
Wednesday	7:00am - 6:00pm
Thursday	7:00am - 6:00pm
Friday	7:00am - 6:00pm
Saturday	7:00am - 12:30pm

Exhibition

IUGA 2015 is located in Rhodes on the second floor of the Acropolis. Please see the full list of exhibitors on page 103

Opening Hours:

Wednesday	6:00pm - 8:00pm
Thursday	10:00am - 4:30pm
Friday	10:00am - 4:30pm

First Aid

If first aid assistance is required, please notify any member of staff. The on-site first aid team will then be notified immediately.

Accessibility

For those with visual impairments:

- Assistance dogs are allowed at all parts of our venue and will be provided water bowls on request. Please ask a volunteer or member of staff for assistance.
- A describer system for the visually impaired is available in many of the meeting rooms. Please ask a volunteer or member of staff for assistance.
- All rooms, halls, lifts and toilets are signposted in large print,

For those with physical disabilities:

The Conference Centre Acropolis main entrance is accessible via a ramp.

There is lift access to all levels, in addition to escalators and stairwells.

The Conference Centre does not have its own parking. Should you need a parking space, please contact directly:

The Vinci Park Acropolis Jean Bouin
Avenue du XVe Corps
06000 NICE - France
Tel. : 00 33 (0)4 93 85 58 85
<http://www.vincipark.com>

Wheelchair Access:

- All meeting spaces are wheelchair accessible.
- The auditorium has 20 spaces suitable for wheelchair users level 3 - Mezzanine 2.
- At least one companion seat is available next to the wheelchair user's space.

Internet Access

Wireless Internet is available in the Convention Centre.

To access please use:

Login: iuga2015

password: iuga2015

Cloakroom

A cloakroom will be open for the duration of the conference, free of charge.

Lost and Found

Articles found should be taken to the registration desk.

Useful Information - Nice, France

Directory inquiries: 118218 - 118710 - 118712

International telephone code: 00

France téléphone code: 00 33

Emergency Contact Numbers and Doctors

In an acute emergency dial 18 (Fire Brigade)

15 (SAMU-Doctors)

17 (Police)

The nearest police station is:

Commissariat central de Police

1 Avenue du Maréchal Foch

06000 NICE - France

Tel. : 00 33 (0)4 92 17 22 22

Medical Assistance

Medical center in close proximity to the Conference Centre Acropolis:

Hôpital Saint Roch

5 rue Pierre Dévoluy

06000 NICE - France

Tel. : 00 33 (0)4 92 03 77 77

Open 7 days a week

To see a doctor in case of emergency outside the hospital, please call:

S O S Médecins 04 93 85 01 01

Public Transport

Bus and tramway

The Ligne d'Azur network offers you:

- A hundred different bus day-time bus routes in the 27 towns of Nice Côte d'Azur
- Noctambus: 5 night-time routes from 9:10pm to 1:10am
- The tramway: the N° 1 line offers a north-east connection passing through the city centre along the avenue Jean Médecin and through the Place Masséna 21 hours a day! Every day from 4 am to 1 am
- a single ticket bus/tram with many connection possibilities
- a single price: 1,50 € (except busses 98 and 99)
- 4 stopover carparks where you can leave your car free of charge and take the tram to the city centre.

Bikes

Nice Côte d'Azur offers an alternative to the car in Nice, Cagnes-sur-mer and Saint-Laurent du Var: the self-service bike.

175 stations spread across the region (a bike station every 300 metres) providing 1,750 bikes 24 hours a day, 7 days a week, 365 days a year. Nice Côte d'Azur offers its visitors a different way of exploring the destination by following the 125 kilometres of cycle tracks now in operation across the metropolitan area.

More and more tourists are choosing to use this ecological way of traveling around. A variety of options are available for occasional and regular users (Minimum age: 14). How it works: Use your bank card, call the voice server from a bike station and take a Vélobleu from one of the terminals. When you have finished using it, simply return the bike to any of the stations in one of the three communes. Prices: Season ticket: 1 day: 1€ Hire; First 1/2 hour: Free; 1/2 hour to 1 hour: 1€; Extra hour: 2€
Velobleu: Tel. : +33 (0)4 93 72 06 06+33 (0)4 93 72 06 06 <http://www.velobleu.org>

Taxis

Nice is not such a big city. Taxis are not so numerous. In case one is needed, please call a 1/2 hour ahead of time.

Central Taxi Riviera Tel. : +33(0)4 93 13 78 78+33(0)4 93 13 78 78

Email: allotaxinicois@fr.oleane.com - Website: <http://www.taxis-nice.fr>

Shopping

Shopping in Nice! With some 600 shops in one area, Old-Nice is the biggest open-air shopping arcade on the French Riviera.

A large number of boutiques selling local products and gift ideas, are located mainly around the Cours Saleya. Close by, the Place Garibaldi provides a link between the Old City and the modern one. It opens out on the eastern side onto the Avenue de la République, a bustling shopping street close to the Acropolis Convention Centre.

Most of the shops are open from Monday to Saturday from 10.00am to 7.00pm (sometimes later). Shops are closed on Sundays, except along the Avenue Jean Médecin where shops are open at summer times from 11am to 7pm.

Don't miss the market on the Cours Saleya called the flowers market and bring home typical french riviera souvenirs. The market is held every day from 6 am to 5.30 pm, except Monday, Sunday afternoon and public holidays.

Eating Out

Nice, located between the sea and the mountains, between the beaches and the narrow streets, the diversity of its décor is as great as that of its restaurants waiting to welcome you.

A large number of restaurants have transformed this area into a shared asset. Beyond its famous "salade niçoise" which is famous the world over, Nice is the only French city with Lyon to have its own appellation: "cuisine niçoise".

No trip to Nice is complete without trying a pissaladière and les petits farcis niçois. Take the opportunity to talk with someone from Nice who will explain to you what they are!

One must also try the Socca, which is Nice specialty. While strolling the Cour Saleya stop by Theresa's booth to try it!

Tipping

Tipping is at your discretion and given if you received a good service. All fees in France are indicated VAT included and in restaurants, service is included.

Smoking Policy

Under French law smoking is not permitted in pubs, restaurants, hotel lobbies and all enclosed public buildings.

Insurance

The Conference Organising Committee or its agents will not be responsible for any medical expenses, loss or accidents incurred during the congress. Delegates are strongly advised to arrange their own personal insurance to cover medical and other expenses including accident or loss. Where a delegate has to cancel for medical reasons, the normal cancellation policy will apply. It is recommended that citizens from EU countries bring with them a current EHIC card.

Photography

Please note there will be an official photographer at the annual meeting. Photographs taken during the event may be later used in IUGA publications. Please do not take photographs during scientific sessions.



Mobile Phones

Participants are kindly requested to keep their mobile phones switched off in session rooms.

Disclosure

It is the policy of IUGA to ensure balance, independence, objective and scientific integrity in all sponsored educational programs. All congress speakers, organizers, chairpersons and committee members are required to complete a conflict of interest disclosure form. This information is published and available online through the IUGA annual meeting website at www.iugameeting.org. All presenters at an IUGA educational program are required to disclose to the audience any real or apparent conflict of interest related to the content of their presentation and must also disclose any discussion of unlabeled/unapproved uses of drugs or devices.

POSTERS

MOUNTING FOR ORAL POSTERS

June 10th, 2015 the whole day from 10:00 am
Thursday, June 11th, 2015, between 8:00 am-12:00 pm

DISMANTLING

Saturday, June 13th, 2015 between 12:30 pm - 2:00 pm

PRESENTATION INFORMATION

The IUGA Meeting will feature five types of presentations:

- **Oral Podium (Paper) Presentations** will be granted 7 minutes to present, followed by 3 minutes discussion.
- **Oral Poster Presentations** will be granted 4 minutes to present, followed by 2 minutes discussion. Presenters should also prepare a poster to be exhibited in the exhibition hall only
- **Video Presentations** will be granted 8 minutes (maximum) to present, followed by 2 minutes discussion.
- **Non discussed/un-moderated Posters (E-Posters)** are exhibited as un-moderated/non-discussed posters only, to be displayed for the duration of the meeting. New this year – these posters will be displayed using E-Posters (will not require hanging).
- **The Video Salon** is exhibited as un-moderated/non discussed, and will be displayed for the duration of the meeting in the same area as the E-Posters.

Mobile App: IUGA 2015



We are offering a free mobile app for iPhone, iPad and Android devices as well as a mobile web version for Blackberry, Windows and other devices. The app provides attendees access to the full program schedule with speaker information, maps, presentation information, workshop handouts, and up-to-the-minute updates. To download it search "IUGA 2015" in the Apple App Store and Google Play Store. For Blackberry and Windows users you can access it via the mobile web URL: <https://annualmeeting.gatherdigital.com>



IMPORTANT Previous Publication

The quality and scientific integrity of the abstracts presented at an IUGA Annual Meeting rests with the contributing authors. Your abstract should not result in a publication before presentation at the IUGA meeting. Disciplinary action will be taken against authors who have knowingly presented previously published data at an IUGA Annual Meeting.

IUGA Office Staff



Charles Shields, Jr.
Executive Director

Maureen Lupo-Hodgson
Associate Executive Director

Amy Cassini
Membership Manager

Amanda Grabloski
Manager of Educational Programs

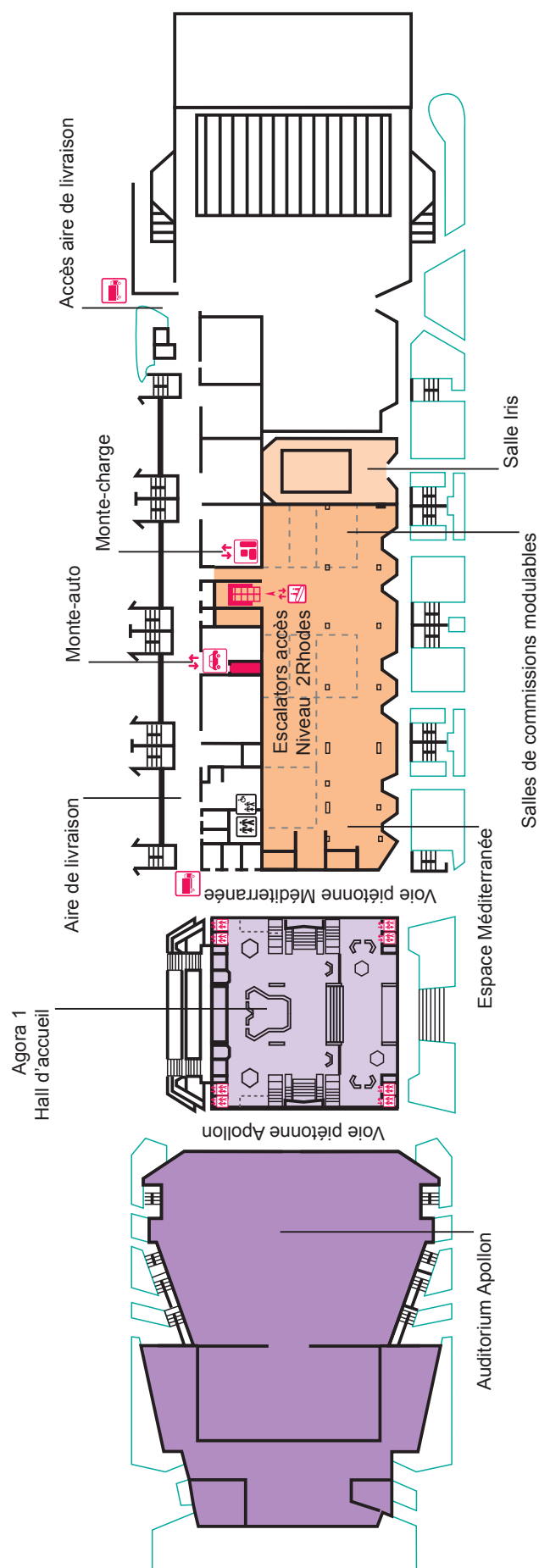
Nailah Metwally
Administrative Assistant

Johanna Gomez
Graphic Designer

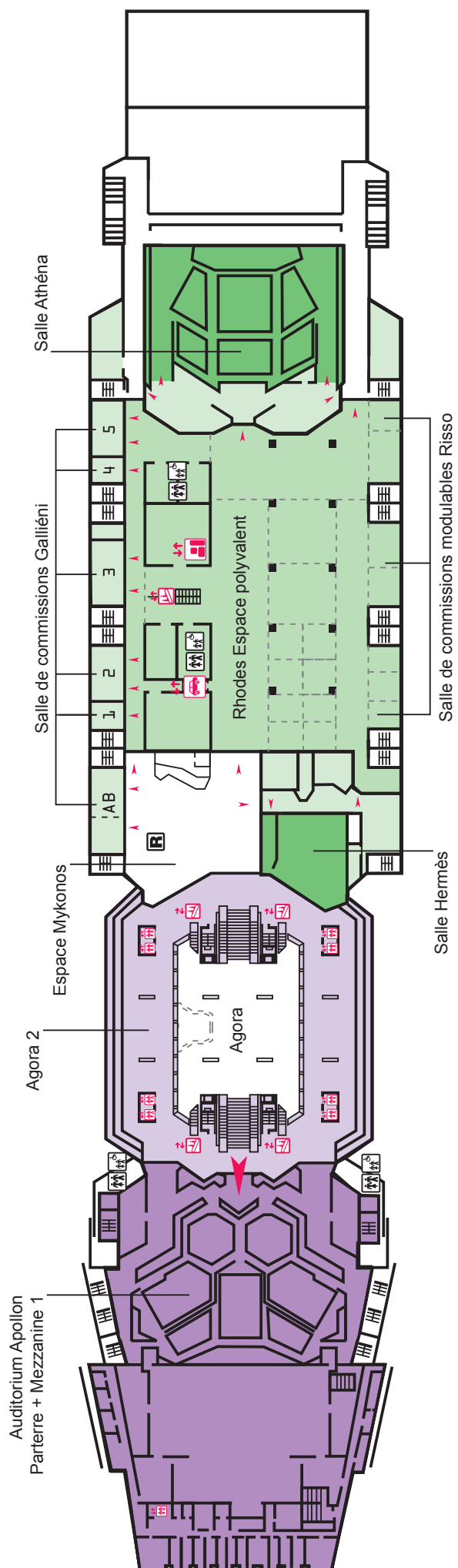
Carlos Molina
Web Master

CONVENTION CENTRE

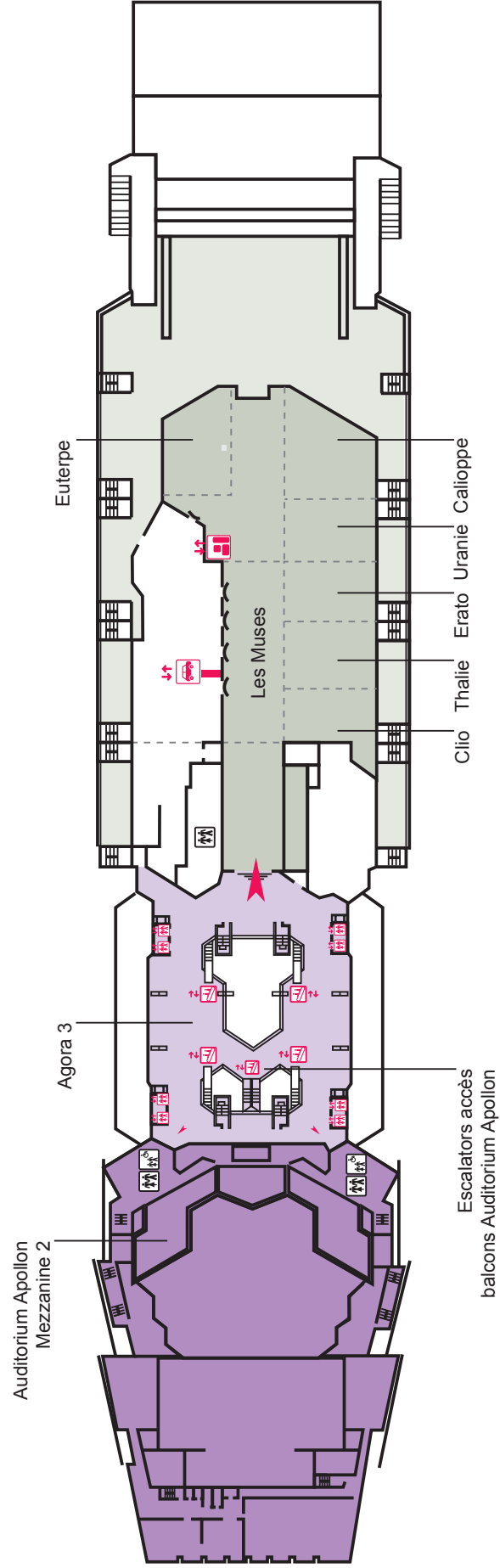
Level 1



Level 2



Level 3



SCHEDULE AT A GLANCE

Tuesday, June 9, 2015		
6:30 am - 6:00 pm	Registration & Badge Pickup	Agora I
	Exhibition Set up	Rhodes
8:00 am - 12:00 pm	Workshops Session I	
	WS# 1 Diagnosis and Repair of Acute 3rd and 4th Degree Anal Sphincter Tears - <i>Abdul H. Sultan and Raneer Thakar</i>	Gallieni 7
	WS# 2 Innovative Pelvic Floor Rehabilitation I: 'Peripartum Women Knocking' the Door-to-Door Concept - <i>Bary Berghmans</i>	Uranie
	WS# 3 Pelvic Floor Ultrasound Imaging - <i>Hans Peter Dietz and Ka Lai Shek</i>	Thalie
	WS# 4 Complications of Sling and Prolapse Surgery: Evaluation and Management - <i>Howard B. Goldman</i>	Gallieni 4
	WS# 5 Management of Chronic Pelvic Pain: What is the Evidence? - <i>Sohier Elneil</i>	Erato
	WS# 6 How to Protect the Perineum and Prevent Obstetric Perineal Trauma - <i>Vladimir Kalis</i>	Clio
	WS# 7 Publishing and Reviewing - Tips and Tricks from the Editors - <i>Paul Riss</i>	Gallieni 5
	WS# 8 Native Tissue Repair for POP (Including Advanced Techniques): An Interactive Master Class - <i>Marcus Patrick Carey</i>	Calliope
	WS# 9 Advanced Urodynamic Assessment - <i>Swati Jha</i>	Gallieni 2
	WS# 10 Bladder and Urethral Signaling Dysfunction as an Underlying Contributor to LUTS - <i>Gommert van Koeveringe</i>	Euterpe
10:00 am - 5:00 pm	Life Surgery	Hermes
10:00 am - 10:30 am	Coffee Break	Foyer
12:00 pm - 1:00 pm	Break	
1:00 pm - 5:00 pm	Workshop Session 2	
	WS# 11 Innovative Pelvic Floor Rehabilitation II: 'Peripartum Women Knocking' the Door-to-Door Concept - <i>Bary Berghmans</i>	Uranie
	WS# 12 Comprehensive Pelvic Floor Ultrasonography including Transperineal, Endovaginal and Endoanal Imaging - <i>S. Abbas Shobeiri</i>	Thalie
	WS# 13 Laparoscopic Sacrocolpopexy - A Practical Course - <i>Jan A. Deprest</i>	Mediterranee
	WS# 14 Approaches to Pelvic Organ Prolapse Surgery - <i>Philippe E. Zimmern</i>	Gallieni 4
	WS# 15 Prolapse - Using POPQ and Understanding Pelvic Anatomy - <i>Thomas Aigmueller</i>	Clio
	WS# 16 Ambulatory Urogynaecology - <i>Linda Cardozo</i>	Calliope
	WS# 17 Transvaginal Repair of Vaginal Vault Prolapse Using Native Tissues - <i>Bernard T Haylen</i>	Erato
	WS# 18 Future of Biological Materials in Female Pelvic Floor Reconstruction in the Era of Mesh Controversy - <i>Vani Dandolu</i>	Gallieni 2
	WS# 19 Medicolegal Aspects in Urogynaecology - <i>Eckhard Petri</i>	Gallieni 5
3:00 pm - 3:30 pm	Coffee Break	Foyer
1:00 pm - 5:00 pm	PROTECT - Train the Trainer Program - <i>Abdul Sultan, Raneer Thakar</i>	Gallieni 7
3:00 pm - 3:30 pm	Afternoon Break	Foyer
5:30 pm - 7:30 pm	Special Interest Group (SIG) Meetings	
	SIG - Neuro- Urogynecology and Urogenital Pain	Erato
	SIG - Pelvic Floor Rehabilitation	Uranie
	SIG - Laparoscopic Surgery	Calliope
	SIG - Pelvic Floor Imaging	Euterpe

HANDS-ON
WORKSHOPS

SPECIAL
LECTURES

Wednesday, June 10, 2015

6:30 am - 6:00 pm	Registration and Badge Pickup	Agora I
8:00 am - 12:00 pm	Workshops Session 3	
WS# 20	How to Manage Incontinent Older Women with Multimorbidity, Polypharmacy and Frailty. - <i>Adrian Wagg</i>	Thalie
WS# 21	Understanding Basic Science and Research - Advancing the Role of the Nurse Specialist - <i>Angela Marie Rantell</i>	Calliope
WS# 22	Basic Science in Urogynecology; From the Bench to the Bedside - <i>Michel Cosson and May Alarab</i>	Gallieni 4
WS# 23	MR Based 3D Anatomy and Modeling of the Female Pelvic Organ Support - <i>Rajeev Ramanah</i>	Nice School of Medicine Anatomy Lab (Off-Site)
WS# 24	Vaginal Fistula; Lessons Learned - <i>Sherif Mourad</i>	Gallieni 5
WS# 25	Advanced Skills for Conservative Management of Pelvic Organ Prolapse - <i>Claire Ann Brown</i>	Clio
WS# 26	Complications of Pelvic Organ Prolapse Surgery: How to Stay out of Trouble. - <i>Stephen Jeffery</i>	Hermes
WS# 27	Neuromodulation in Urogynaecology - <i>Sohier Elneil</i>	Erato
WS# 28	Multidisciplinary Approach to Female Sexuality Based on Practical Concepts - <i>Aparecida Maria Pacetta</i>	Gallieni 7
WS# 29	Court is in Session: Will Transvaginal Mesh Win or Lose? - <i>Margaret Thompson</i>	Uranie
8:00 am - 5:00 pm	Fellows Day	Euterpe and Méditerranée
10:00 am - 10:30 am	Coffee Break	Foyer
12:00 pm - 1:00 pm	Break	
1:00 pm - 6:00 pm	EUGA Meeting	Calliope and Méditerranée
1:00 pm - 6:00 pm	Ibero-American Meeting	Thalie
1:00 pm - 6:00 pm	Pan Asian Meeting	Erato
6:00 pm - 8:00 pm	Welcome Reception in the Exhibit Hall	Rhodes

Thursday, June 11, 2015

6:30 am - 6:00 pm	Registration and Badge Pickup	Agora I
8:00 am - 9:00 am	Welcome, Historical Perspective and Presidential Address	Apollon
9:00 am - 9:50 am	Podium 1 - Prolapse	Apollon
10:00 am - 4:30 pm	Exhibition Open	Rhodes
10:00 am - 10:30 am	Ulf Ulmsten Lecture	Apollon
10:30 am - 11:00 am	Morning Break	Rhodes
11:00 am - 12:20 pm	Podium 2 - Overactive Bladder	Apollon
11:00 am - 12:20 pm	Podium 3 - Pregnancy and Childbirth	Athena
12:30 pm - 2:00 pm	Lunch	Rhodes
12:45 pm - 1:45 pm	First Timer Session	Gallieni 6
12:45 pm - 1:45 pm	Symposium - OAB: A Stepwise Approach - <i>Astellas</i>	Euterpe
2:00 pm - 3:00 pm	Oral Poster 1 - Stress Incontinence	Apollon
2:00 pm - 3:00 pm	Oral Poster 2 - Assessment/Urodynamics	Athena
2:00 pm - 3:00 pm	Video Session I	Hermes
3:00 pm - 4:00 pm	Stump the Experts: Challenging Cases in Urogynecology	Apollon
4:00 pm - 4:30 pm	Afternoon Break	Rhodes
4:00 pm - 4:30 pm	Meet the IUGA Board	Clio
4:30 pm - 5:30 pm	Oral Poster 3 - Complications	Apollon
4:30 pm - 5:30 pm	Oral Poster 4 - Sex/Epidemiology	Athena
4:30 pm - 5:30 pm	Oral Poster 5 - Prolapse	Hermes

HANDS-ON
WORKSHOPS

SPECIAL
LECTURES

Friday, June 12, 2015		
7:00 am - 5:30 pm	Registration and Badge Pickup	Agora I
7:00 am - 7:50 am	Meet the Experts Roundtable Breakfast (ticketed event)	Euterpe
8:00 am - 9:45 am	Podium 4 - Pelvic Pain	Apollon
10:00 am - 11:00 am	State of the Art Lecture: Treating Pelvic Pain - a multidisciplinary approach	Apollon
11:00 am - 11:30 am	Morning Break	Rhodes
11:30 am - 12:30 pm	Oral Poster 6 - Pelvic Pain	Apollon
11:30 am - 12:30 pm	Oral Poster 7 - Fecal Incontinence/Anorectal Disorders	Athena
11:30 am - 12:30 pm	Video Session 2	Hermes
12:30 pm - 2:00 pm	Lunch	Rhodes
12:45 pm - 1:45 pm	Symposium - DEKA	Euterpe
1:15 pm - 2:45 pm	IUGA Annual Business Meeting	Apollon
3:00 pm - 4:00 pm	Roundtable: Safety First, Avoiding Medico-Legal Pitfalls	Apollon
4:00 pm - 4:30 pm	Afternoon Break	Rhodes
4:30 pm - 5:40 pm	Podium 5 - Basic Science	Apollon
4:30 pm - 5:40 pm	Podium 6 - Epidemiology/QoL	Athena
4:30 pm - 5:40 pm	Podium 7 - Imaging	Hermes
7:00 pm - 12:00 am	Gala Dinner	Hyatt Regency Nice Palais de la Méditerranée

Saturday, June 13, 2015		
7:30 am - 11:30 am	Registration & Badge Pickup	Agora I
8:00 am - 9:25 am	Podium 8 - Stress Urinary Incontinence	Apollon
9:30 am - 10:30 am	Points of View: My operation is best with intrinsic Sphincter Deficiency	Apollon
10:30 am - 11:00 am	Morning Break	Foyer
11:00 am - 12:12 pm	Oral Poster 8 - Stress Incontinence	Apollon
11:00 am - 12:12 pm	Oral Poster 9 - Prolapse	Athena
11:00 am - 12:12 pm	Oral Poster 10 - Misc	Hermes
12:30 pm - 1:00 pm	Closing Remarks	Hermes

SPECIAL
LECTURES

PHYSICIAN-IN-TRAINING ACTIVITIES

Registration rates

Morning sessions through lunch: € 40 for members and € 70 for non-members
Afternoon sessions: Free

Fellows' Day

Wednesday, June 10th

8:00 a.m. - 5:00 p.m.*

- 08:00 – 08:15 Registration and Welcome
Fiona Lindo, Chair IUGA Fellows' Activities Planning Subcommittee
Alex Derpapas, Chair IUGA Fellows' Committee
- 08:15 – 10:15 (parallel sessions): Session 1: Descriptive and functional anatomy of the pelvic floor:
Understanding pelvic anatomy - Mickey Karram (US)
Retroperitoneal anatomy - Sanjay Sinha (India)
- Session 2: Hands-on clay lab simulation of female pelvis
Deborah Myers (US) and international faculty
- 10:15 – 10:45 Brake
- 10:45 – 13:45 (parallel sessions): Session 1: Laparoscopy workshop –
Hands-on training on laparoscopic suturing of mesh and knot tying (intra- and extracorporeally)
Alfred Cutner (UK) and international faculty
- Session 2: Video presentations / lectures
Laparoscopic anatomy for the urogynaecologist –
Bruno Deval, Emmanuel Delorme (France)
Theatre ergonomics and energy choice - Alfred Cutner (UK)
Laparoscopic Sacrocolpopexy / hysteropexy: tips and tricks – Stephen Jeffery (South Africa)
- 13:45 – 14:45 Lunch with 20-min lecture
The elderly urogynaecological patient – Adrian Wagg (Canada)
- 14:45 – 15:05 Keynote lecture
Mid-urethra slings: one-size-fits-all or tailored approach?
– Professor Delorme (France)
- 15:05 – 17:00 Fellows' Research Paper Session

* Speakers are subject to change

Fellows' Lounge

Rhodes, Exhibit Hall
Risso Room 7A

Exclusively for Fellows enjoy an opportunity to network with your peers

Wednesday, June 10th 6:00 pm - 8:00 pm
Thursday, June 11th 10:00 am - 4:30 pm
Friday, June 12th 10:00 am - 4:30 pm

FELLOWS' RESEARCH NETWORK

Thursday 5:30-6:30pm

Gallieni 3



SOCIAL EVENTS

Welcome Reception

Nice Acropolis - Rhodes

Wednesday, June 10, 2015

6:00 - 8:00 pm

Help us kick off the start of the 40th annual meeting by attending the Welcome Reception! Enjoy light refreshments and food as you catch up with colleagues, connect with new friends, and interact with exhibitors and sponsors to see all the exhibits have to offer.

Attire: Business casual (Must wear badge)

Friday Night, Gala Dinner and Dancing

Friday, June 12, 2015

7:00 pm - Midnight

True to IUGA tradition, join us at the Hyatt Regency Nice Palais de la Méditerranée where attendees will enjoy a dinner and dancing IUGA style!

Built in 1930, the hotel was the preferred destination of numerous movie stars and royal families who came to the South of France.

New this year! Beginning at 10:00 pm those delegates that do not want to attend the dinner, an open dance party will be available to all delegates in a separate room. Join us as we dance the night away! A cash bar will be available and you must bring your name badge to gain admittance.

Cost €100 per person - VAT excluded



**Hyatt Regency
Nice Palais de la Méditerranée**

THINGS TO DO IN NICE



NICE L'OPEN TOUR

Tours of Nice from the top deck of a double-decker bus. This very original means of transport, accompanied by explanations in 8 languages, offers the possibility of getting on and off the bus as you like at any of the 14 stops. Discover the city from the top down, on a level with its decorated cornices and façades, the better to admire its architecture - Belle Epoque and other with your head in the trees and enjoy unique vistas along the way or take a cultural break in the Matisse and Chagall Museums where the bus stops. The tour lasts approximately 1hr15 (14 possible stopping points.)

Available all year round.

Starts from Avenue des Phocéens (Maison du Département).

High season: departures every 30 min., from April to October.

First tour leaves at 10am (from Gare SNCF)– Last tour leaves at 6pm

Low season: departures every hour from November to March.

First tour leaves at 10am (from Gare SNCF)– Last tour leaves avenue des Phocéens at 5pm - <http://www.nice.opentour.com>



BEST OF NICE IN CYCLOPOLITAÏEN

Discovery of the city in an unusual and peaceful way aboard an electric tricycle.

Try a new and original way to explore the city: our electric tricycles, with your own driver

These new generation electric tricycles, driven by young drivers called Cyclonauts, take you wherever you want for just a few euros. Every day, hundreds of people use this method of transport that combines all the advantages: it's economical, ecological and above all, highly practical! Opening times : 10:00-19:00.



TOUR OF THE FRENCH RIVIERA IN A 2CV

Live a unique experience, a private tour of the French Riviera in a Citroën 2CV, DS or Fiat 500 classique with a driver !

Be tempted by a unique and original experience aboard a legendary convertible French car with a commentary by a multilingual driver. The 2CV, DS or Fiat 500 classique and drivers are available for daily, weekend or longer rentals for business or pleasure!



LOL PHOTO

2-hour, 1/2 day or whole-day photography tours to explore the Nice region, from sea to mountains. The region's best viewpoints, an introductory or advanced lesson in digital photography techniques, a guide to photography basics given at the end of the tour and a gift: 2 HD shots taken on the tour. Tours led by professional photographers (1 photographer for 4 people).

Opening times : 8:00-20:00



A TASTE OF NICE

Sample the unique flavour of Nice with one of the "Taste of Nice Food Tours"

On the "Taste of Nice Food Tours", you get to taste your way through local specialities and you will not only get a feel for the flavour of Niçoise cuisine, but also the unique history and culture of Nice.

This 3hr30 walking tour includes a full lunch and we recommend a light breakfast ! Districts : Old Town, Promenade des Anglais, Place Garibaldi, Liberation market.

FRENCH LANGUAGE GUIDE

Bienvenue en France ! Welcome to France!

French people are very proud of their country and their language. They are expecting from any visitors who comes to enjoy their country to try to speak a little bit their language. Try to speak one word or two, explain that you are a foreigner, and they will be happy to see that you make an effort and will help you.

Greetings

English

Good Morning
Good Evening
See you later
Goodbye
Yes
No
Please
Thank you
Excuse me
Sorry
Welcome
How are you?
I am fine, thanks

Time

English
What time is it?
When ?
Now
Is it open?
Is it closed?
Today
Tomorrow
Yesterday
Morning
Afternoon
Evening

Common Phrases

Do you speak English?
Just a little
I don't understand
I don't speak French
Can you say it again?
Can you speak slowly?
Can you please help me ?
How much is it ?
I am lost
Where is the beach ?
Can you take me...
 to the airport?
 to the hotel?
 to the congress center
Can I have the bill?
Where is the bathroom?
I have to go
I don't know
What that's called in French?

Measurements

Big
Small
Cheap
Expensive
one, two, three, four, five
six, seven, eight, nine, ten

French

Bonjour
Bonsoir
A bientôt
Au revoir
Oui
Non
S'il vous plaît
Merci
Excusez-moi
Pardon
Bienvenue
Comment allez-vous?
Je vais bien, merci

French

Quelle heure est-il?
Quand?
Maintenant
Êtes-vous open ?
Êtes-vous fermé?
Aujourd'hui
Demain
Hier
Matin
Après-midi
Soir

Parlez-vous anglais ?
Juste un petit peu
Je ne comprends pas
Je ne parle pas français
Pouvez-vous répéter ?
Pouvez-vous parler plus doucement
Pouvez-vous m'aider s'il vous plaît ?
Combien ça coûte ?
Je suis perdu
Où est la plage ?
Pouvez-vous m'emmener..
à l'aéroport ?
à l'hôtel ?
à l'Acropolis, centre de congrès?
Puis-je avoir l'addition?
Où sont les toilettes ?
Il faut que je parte
Je ne sais pas
Comment dit-on cela en français ?

Grand

Petit
Pas cher (not expensive)
Cher
un, deux, trois, quatre, cinq
six, sept, huit, neuf, dix



Thursday, June 11th

12:45pm - 1:45pm

Euterpe Room



OAB: A Stepwise Approach

Thursday June 11th 2015

- 12:45 pm **Chairman's Introduction** - Linda Cardozo, United Kingdom
- 12:50 pm **A Step in the Right Direction** - Michele Cosson, France
 - Understanding and assessing the patient - taking a patient centric approach
- 1:05 pm **The Treatment Journey** - Kamil Svabik, Czech Republic
 - Reviewing treatment algorithms emphasising getting the right first-line treatment (include persistence data and PROs on Betmiga)
- 1:20 pm **Stepping Up - What does the future hold?** - Annette Kuhn, Switzerland
 - What happens when first-line treatment fail; what are current options and what is the role of combination therapy (BESIDE topline results)
- 1:35 pm **Q & A Session and Chairman's closing Remarks**

Friday, June 12th

12:45pm - 1:45pm

Euterpe Room

DEKA

MonaLisa Touch: A Novel and Effective Treatment of Vaginal Atrophy Complication by SmartXide2 CO2 Fractional Laser

Relator:

Prof. Stefano Salvatore

Responsible of Urogynaecological Functional Unit IRCCS San Raffaele Hospital – Milan

Vice President of European Urogynaecological Association (EUGA)



2nd WORLD CONGRESS ON Abdominal & Pelvic Pain

The 2nd World Congress on Abdominal and Pelvic Pain (WCAPP) will be held in conjunction with the IUGA annual meeting. While the conferences will be separate, on Friday morning, June 12, 2015 the Program Committee is putting together a joint session open to all delegates.

The First World Congress on Abdominal and Pelvic Pain (WCAPP) took place in Amsterdam in June 2013 (<http://www.pelvicpain-meeting.com>). This highly successful congress resulted from the collaboration of three multidisciplinary learned societies. Each society is involved in the care of patients with chronic pelvic and abdominal pain. Combining their efforts, they produced a congress which gave wide ranging coverage of the field. The three societies involved were:

The Pain of Urogenital Origin Special Interest Group of the International Association for the Study of Pain. (It is now renamed the Abdominal Pelvic Pain Special Interest Group—AAP SIG).
<http://www.iasp-pain.org/>

The International Pelvic Pain Society: <http://www.pelvicpain.org/>

Convergences PP (Convergences in Pelvi-Perineal Pain) <http://www.convergencespp.com/>

Dr. Jérôme Rigaud - Convergences PP President

Dr. Jean Jacques LeBat - Convergences PP Treasurer

WCAPP PROGRAM AGENDA



Thursday Morning, June 11th 2015

- 8h20-8h30 Introduction
- 8h30-10h10 1. Lesion and dysfunction
- Visceral sensitivity. Ursula Wesselman (Birmingham, Alabama) United States
 - Chronic Pelvic Pain: neuronal dysfunction? Serge Marchand (Sherbrook) Canada
 - Chronic pelvic pain: from lesion to dysfunction. Bert Messelink (Amsterdam) Netherlands
 - Chronic Abdominal pain: from dysfunction to lesion. Marc Beer Gabel (Tel Aviv) Israel
- 10h10-10h40 Break
- 10h40-12h20 2. Chronic perineal pain: pudendal neuralgia and different clinical presentation
- Anatomic variations of the pudendal nerve. Stéphane Ploteau (Nantes) France
 - Chronic perineal pain: pudendal neuralgia and borders forms. Algorithm for chronic perineal pain. Jean-Jacques Labat (Nantes) France
 - Debate: Which surgical approach is the best for decompression of the pudendal nerve: 10 slides and 10 minutes to convince?
 - Laparoscopic .Tibet Erdogan, (Istanbul) Turkey
 - Trans-ischio-rectal .Eric Bautrant (Aix) France
 - Trans-gluteal. Roger Robert (Nantes) France

Thursday Afternoon, June 11th 2015

- 14h-15h40 3. Vulvodynia and Sexuality
- What is vulvodynia ? Micheline Moyal-Barracco, (Paris) France
 - Physiopathology of vulvodynia : update and therapeutical implications. Ulrika Johannesson (Stockholm) Sweden
 - Medical and surgical treatments of vulvodynia : a critical review. Thuy-Giao Do-Pham (Créteil), France
 - Psychosexual approach of dyspareunia. Audrey Gorin-Lazard (Marseille) France
- 15h40-16h10 Break
- 16h10-18h00 4. Abdominal-pelvic pain
- Endometriosis and Abdominal adhesions. Sylvia Mechsner (Berlin) Germany
 - Pelvic congestion syndrome. Khalid Khan (London) United Kingdom
 - Endometriosis, adhesions, pelvic varicose veins: lures in chronic pelvic pain? Katy Vincent \ (Oxford) United Kingdom
 - Are there different treatment options according to the clinical expressions? Jérôme Rigaud (Nantes) France

Friday Morning, 12th June 2015

- 8h00-12h30 5. Joint session WCAPP/IUGA
- 8h00-9h45 Oral Podium presentations
- 9h45-10h15 Break
- 10h15-11h15 Multidisciplinary approach of Pelvic Pain
- Anatomy of pelvi-perineal innervation. Benoit Rabischong (Clermont-Ferrand) France
 - Global approach to chronic pelvic and perineal pain. Jean-Jacques Labat (Nantes) France
 - The Physiotherapist and chronic pelvic pain. Maeve Whelan (Dublin) Ireland
 - Global pain support in chronic pelvic pain. Alain Watier (Sherbrooke) Canada
- 11h15-12h30 Oral Poster presentations

WELCOME

Friday Afternoon 12th June 2015

- 14h00-15h40 6. Musculoskeletal pain. Pelvi-Perineal pain: managing your patient from head to toe
- The lumbosacral pelvic equilibrium: biomechanical and clinical criteria. Fabrice Michel (Besançon), France
 - A posturology approach. Philippe Villeneuve (Paris) France
 - Pelvic pain: from pathophysiology to perception Melissa Farmer (Chicago) United States
- 15h40-16h10 Break
- 16h10-17h50 7. Therapy for vaginismus and vulvodynia
- Psycho-behavioural approach for lifelong vaginismus. Ellen De Groot (Leiden) Netherlands
 - The role of physiotherapy in the interdisciplinary management of vaginismus and vulvodynia. Claudia Brown (Montreal) Canada
 - Management of Complex Pelvic Pain. Stephanie Prendergast (Los Angeles) United States
 - Addressing central sensitization of chronic pelvic pain in clinical practise Marie Josée Lord (Montréal) Canada

Saturday Morning, 13th June 2015

- 8h30-10h10 8. Postoperative pain
- Clinical anatomy: How does the surgery injure the pelvis and perineum nerves? Vincent Delmas (Paris) France
 - Pelvic prosthesis and Pain. Eric Bautrant (Aix en Provence) France
 - Which patients are at risk to develop post-operative pelvic pain ? Thomas Chelimsky (Milwaukee) United States
 - Prevention and management of post-operative pelvic pain. Mauro Cervigni (Rome) Italy
- 10h10-10h40 Break
- 10h40-12h20 9. New Treatments in pelvic pain
- Topical analgesic
 - Pharmacological of Topical analgesic. Andrée Néron (Montreal) Canada
 - Clinical use in chronic pelvi-perineal pain. Thibault Riant (Nantes) France
 - Locoregional anesthesia
 - In chronic pain. John Hughes (Middelburg) United Kingdom
 - In chronic pelvi-perineal pain. Thibault Riant (Nantes) France
 - Neursotimulation:
 - In visceral pain. Ganesan Baranidharan (Leeds) United Kingdom
 - In perineal pain. Kevin Buffenoir (Nantes) France

Saturday Afternoon, 13th June 2015

- Physiotherapy workshops
- 13h30-15h00 Clinical examen in pelvi perineal pain
- Gynecological exam. Pierre Marès (Nîmes) France
 - Physiothérapiic exam. Claudia Brown (Montréal) Canada – Guy Valacongne (Lyon) France
 - Posturologic exam. Philippe Villeneuve (Paris) France
- 15h00-15h30 Break
- 15h30-17h00 How I do, how I would. Clinical cases. Discussion,
- Propositions for take care and developement of news reeducative techniques for patients with pelvic pain. S Prendergast (Los Angeles) United States- MJ Lord (Montréal) Canada– AF Plante (Melbourne) Australia.

Tuesday, June 9, 2015

6:30 am - 6:00 pm	Registration & Badge Pickup	Agora I
	Exhibition Set up	Rhodes
8:00 am - 12:00 pm	Workshops Session I	
	WS# 1 Diagnosis and Repair of Acute 3rd and 4th Degree Anal Sphincter Tears - <i>Abdul H. Sultan and Raneer Thakar</i>	Gallieni 7
	WS# 2 Innovative Pelvic Floor Rehabilitation I: 'Peripartum Women Knocking' the Door-to-Door Concept - <i>Bary Berghmans</i>	Uranie
	WS# 3 Pelvic Floor Ultrasound Imaging - <i>Hans Peter Dietz and Ka Lai Shek</i>	Thalie
	WS# 4 Complications of Sling and Prolapse Surgery: Evaluation and Management - <i>Howard B. Goldman</i>	Gallieni 4
	WS# 5 Management of Chronic Pelvic Pain: What is the Evidence? - <i>Sohier Elneil</i>	Erato
	WS# 6 How to Protect the Perineum and Prevent Obstetric Perineal Trauma - <i>Vladimir Kalis</i>	Clio
	WS# 7 Publishing and Reviewing - Tips and Tricks from the Editors - <i>Paul Riss</i>	Gallieni 5
	WS# 8 Native Tissue Repair for POP (Including Advanced Techniques): An Interactive Master Class - <i>Marcus Patrick Carey</i>	Calliope
	WS# 9 Advanced Urodynamic Assessment - <i>Swati Jha</i>	Gallieni 2
	WS# 10 Bladder and Urethral Signaling Dysfunction as an Underlying Contributor to LUTS - <i>Gommert van Koeveringe</i>	Euterpe
10:00 am - 5:00 pm	Life Surgery	Hermes
10:00 am - 10:30 am	Coffee Break	Foyer
12:00 pm - 1:00 pm	Break	
1:00 pm - 5:00 pm	Workshop Session 2	
	WS# 11 Innovative Pelvic Floor Rehabilitation II: 'Peripartum Women Knocking' the Door-to-Door Concept - <i>Bary Berghmans</i>	Uranie
	WS# 12 Comprehensive Pelvic Floor Ultrasonography including Transperineal, Endovaginal and Endoanal Imaging - <i>S. Abbas Shobeiri</i>	Thalie
	WS# 13 Laparoscopic Sacrocolpopexy - A Practical Course - <i>Jan A. Deprest</i>	Mediterranee
	WS# 14 Approaches to Pelvic Organ Prolapse Surgery - <i>Philippe E. Zimmern</i>	Gallieni 4
	WS# 15 Prolapse - Using POPQ and Understanding Pelvic Anatomy - <i>Thomas Aigmueller</i>	Clio
	WS# 16 Ambulatory Urogynaecology - <i>Linda Cardozo</i>	Calliope
	WS# 17 Transvaginal Repair of Vaginal Vault Prolapse Using Native Tissues - <i>Bernard T Haylen</i>	Erato
	WS# 18 Future of Biological Materials in Female Pelvic Floor Reconstruction in the Era of Mesh Controversy - <i>Vani Dandolu</i>	Gallieni 2
	WS# 19 Medicolegal Aspects in Urogynaecology - <i>Eckhard Petri</i>	Gallieni 5
3:00 pm - 3:30 pm	Coffee Break	Foyer
1:00 pm - 5:00 pm	PROTECT - Train the Trainer Program - <i>Abdul Sultan, Raneer Thakar</i>	Gallieni 7
3:00 pm - 3:30 pm	Afternoon Break	Foyer
5:30 pm - 7:30 pm	Special Interest Group (SIG) Meetings	
	SIG - Neuro- Urogynecology and Urogenital Pain	Erato
	SIG - Pelvic Floor Rehabilitation	Uranie
	SIG - Laparoscopic Surgery	Calliope
	SIG - Pelvic Floor Imaging	Euterpe

HANDS-ON
WORKSHOPS

SPECIAL
LECTURES

TUESDAY, JUNE 9TH

LIVE SURGERY

Tuesday, June 9th

10:00am - 5:00pm

Live feed from Hospital Center of Nîmes to the Acropolis Convention Centre; Hermes Room

The costs to attend this special session are as follows:

IUGA Members: Regular €150

Non Members: Regular €200

A partial list of the procedures that will be performed include:

- treatment of female urinary incontinence
- retropubic sling
- minisling
- bulking agent injection
- sacral neuromodulation
- intravesical botulinum toxinA injection
- repair of pelvic organ prolapse
- robotic or laparoscopic sacrocolpopexy
- transvaginal mesh repair
- transvaginal native tissues repair

The final selection of procedures performed is subject to change based upon the patient's permission and/or unscheduled cancellation of patients.

As a result of attending the session, participants will:

- understand the indications of and appropriate management and follow-up of a range of urogynecological conditions;
- have the opportunity to observe, reflect upon and discuss the technical skills required to conduct the procedures safely and effectively; and,
- understand a range of innovative and current surgical techniques in the field of urogynecology.

Attendees will observe the surgeries and will be able to have live discussion with the surgeons. In addition, other, relevant data and videos will be presented to give the most comprehensive information about indications techniques and follow-up.

The faculty, and those performing the surgery will be:

Renaud de Tayrac, PhD, Gynecologist, University Hospital of Nîmes, FRANCE

Brigitte Fatton, MD, Gynecologist, University Hospital of Nîmes, FRANCE

Michel Cosson, PhD, Gynecologist, University Hospital of Lille, FRANCE

Pierre Costa, PhD, Urologist, University Hospital of Nîmes, FRANCE

Laurent Wagner, MD, Urologist, University hospital of Nîmes, FRANCE

Please note: You must be registered to attend the annual meeting in order to attend the live surgery.

Support for this Live Surgery has been provided through unrestricted educational grants from Allergan, American Medical Systems (AMS), Boston Scientific, Coloplast, Medtronic, and Uromedica

WORKSHOPS - Session I

8:00am - 12:00pm



1. **Diagnosis and Repair of Acute 3rd and 4th Degree Anal Sphincter Tears** (PROTECT Program Prerequisite)

Room: Gallieni 7

Hands-On Workshop

Chair: Abdul H. Sultan - Co-Chair: Rane Thakar

Learning Objectives: At the conclusion of this workshop, the participant will be able to:

- Understand the anatomy and physiology of the anal sphincter
- Know the tricks of not missing anal sphincter injuries
- Confidently repair anal sphincter injuries

2. **Innovative Pelvic Floor Rehabilitation I: 'Peripartum Women Knocking' the Door-to-Door Concept**

Room: Uranie

Interactive Seminar

Chair: Bary Berghmans

Faculty: Kari Bo, Barry O'Reilly, Siv Morkved, Steven Swift, Bruno Deval, Marianne van Nieuwenhuizen

Learning Objectives: At the conclusion of this workshop, the participant will be able to:

- Understand the significance and structure of the different health care providers (medical doctors, pelvic physiotherapists, midwives) assessment like history-taking, exam, classification, analysis & evaluation of the pelvic floor in antenatal and postpartum women
- Understand the level of evidence for the need of prevention of pelvic floor dysfunctions in peripartum women
- Understand the influence of vaginal delivery on development of pelvic floor dysfunctions in peripartum women.

3. **Pelvic Floor Ultrasound Imaging**

Room: Thalie

Hands-On Workshop

Co-Chairs: Hans Peter Dietz and Ka Lai Shek

Faculty: Kamil Svabik, Rodrigo Guzman Rojas

Learning Objectives: At the conclusion of this workshop, the participant will be able to:

- Know the basic methodology and clinical uses of pelvic floor ultrasound imaging, both using 2D and 3D/4D ultrasound technology.
- Assess pelvic floor trauma, in particular levator ani trauma and anal sphincter tears
- Understand ultrasound imaging in the investigation and treatment of pelvic organ prolapse

4. **Complications of Sling and Prolapse Surgery: Evaluation and Management**

Room: Gallieni 4

Interactive Seminar

Chair: Howard B. Goldman

Faculty: Sandip P. Vasavada, Kamran P. Sajadi, Catherine Matthews

Learning Objectives: At the conclusion of this workshop, the participant will be able to:

- Understand ways to avoid complications during pelvic floor surgery
- Identify and evaluate complications of pelvic floor surgery - including both prolapse repair and sling operations
- Feel comfortable intervening and repair pelvic floor surgical complications

5. **Management of Chronic Pelvic Pain: What is the Evidence?**

Room: Erato

Hands-On Workshop

Chair: Sohier Elneil - Co-Chair: Vani Dandolu

Faculty: Vikram Khullar, Maura Seleme, Alex Digesu

Learning Objectives: At the conclusion of this workshop, the participant will be able to:

- Understand pathophysiology and neurourologic basis for chronic pelvic pain
- Understand evidence for physiotherapy, trigger point injection, and pudendal nerve block
- Understand the emerging role of neuromodulation

TUESDAY, JUNE 9TH

6. How to Protect the Perineum and Prevent Obstetric Perineal Trauma

Room: Clío

Hands-On Workshop

Chair: Vladimir Kalis - Co-Chair: Katariina Laine

Faculty: Renaud de Tayrac, Jan Willem de Leeuw, Khaled Ismail

Midwife: Marian Pettersson

Learning Objectives: At the conclusion of this workshop, the participant will be able to:

- Effectively protect the perineum during childbirth
- Diagnose the degree of perineal trauma
- Perform an adequate perineal repair

7. Publishing and Reviewing – Tips and Tricks from the Editors

Room: Gallieni 5

Interactive Seminar

Chair: Paul Riss

Faculty: Peter Dwyer, Steven Swift, Gunnar Lose, Christopher Maher

Learning Objectives: At the conclusion of this workshop, the participant will be able to:

- Write a manuscript with the proper structure
- Navigate the peer review process
- Review a manuscript

8. Native Tissue Repair for POP (Including Advanced Techniques): An Interactive Master Class

Room: Calliope

Interactive Seminar

Chair: Marcus Patrick Carey - Co-Chair: Mark Slack

Faculty: Salwan Al-Salihi, Judith Goh, Felicity Gould

Learning Objectives: At the conclusion of this workshop, the participant will be able to:

- Understand advanced techniques of native tissue POP repair including laparoscopic and robotic approaches
- Discuss tips, tricks, and complications of advanced native tissue repair
- Understand the challenges of performing and teaching POP surgery in developing countries

9. Advanced Urodynamic Assessment

Room: Gallieni 2

Interactive Seminar

Chair: Swati Jha

Faculty: Philip Tooze-Hobson, Matthew Parsons, Doug Small, Angela Rantell

Learning Objectives: At the conclusion of this workshop, the participant will be able to:

- Understand the principles and physics of urodynamics assessment, the terminology used in this field, as well as the minimum standards expected.
- Write a urodynamics report and some of the pitfalls of interpretation (artefacts).
- Gain insight into recent research with urodynamic assessment and case based discussions.

10. Bladder and Urethral Signaling Dysfunction as an Underlying Contributor to LUTS

Room: Euterpe

Interactive Seminar

Chair: Gommert van Koeveeringe - Co-Chair: Lori Birder

Faculty: Matthew Fraser, Stefan De Wachter

Learning Objectives: At the conclusion of this workshop, the participant will be able to:

- Identify the bladder brain axis as a role in disease
- Identify changes in peripheral signaling as a contributor to LUTS
- Identify how changes in sensory function contribute to etiology of LUTS

WORKSHOPS - Session 2

1:00pm - 5:00pm



11. Innovative Pelvic Floor Rehabilitation II: 'Peripartum Women Knocking' the Door-to-Door Concept

Room: Uranie

Interactive Seminar

Chair: Bary Berghmans

Faculty: Alex Digesu, Chantal Dumoulin, Guillaume Meurette, Maura Seleme, Loic Dabbadie, Marijke Sliker-ten Hove

Learning Objectives: At the conclusion of this workshop, the participant will be able to:

- Understand the medical doctor's assessment and treatment (also in the multidisciplinary setting) of pelvic pain, fecal incontinence, and constipation in post-partum women
- Understand the physiotherapeutic's assessment and treatment (also in the multidisciplinary setting) of pelvic pain, fecal incontinence, and constipation in post-partum women
- Understand the rationale and parameters of pelvic floor muscle training during pregnancy

12. Comprehensive Pelvic Floor Ultrasonography including Transperineal, Endovaginal and Endoanal Imaging

Room: Thalie

Hands-On Workshop

Chair: S. Abbas Shobeiri

Faculty: Giulio Santoro, A. Pawel Wieczorek, Aparna Hegde

Learning Objectives: At the conclusion of this workshop, the participant will be able to:

- Competently perform 2D transperineal, 3D endovaginal, and 3D endoanal ultrasound
- Competently interpret 2D transperineal, 3D endovaginal, and 3D endoanal ultrasound
- Use desktop 3D software to obtain basic measurements

13. Laparoscopic Sacrocolpopexy – A Practical Course

Room: Mediterranee

Interactive Seminar

Chair: Jan A. Deprest - Chair: Bruno Deval

Faculty: Michel Cosson, Catherine Matthews, Christian Phillips

Learning Objectives: At the conclusion of this workshop, the participant will be able to;

- Understand the anatomy, technique, and recognizing and managing perioperative complications of laparoscopic sacrocolpopexy
- Experience hands on training of laparoscopic suturing and mesh fixation in models

14. Approaches to Pelvic Organ Prolapse Surgery

Room: Gallieni 4

Interactive Seminar

Chair: Philippe E. Zimmern

Faculty: Kimberly Kenton, Sandip P. Vasavada

Learning Objectives: At the conclusion of this workshop, the participant will be able to:

- Understand the role of reconstructive pelvic surgeons and all interested trainees on the pros and cons of modern surgical approaches in the management of pelvic organ prolapse
- Understand each approach (including robotic surgery) through current debates, multiple surgical video clips, and provocative case discussions

TUESDAY, JUNE 9TH

15. Prolapse - Using POPQ and Understanding Pelvic Anatomy

Room: Clio

Hands-On Workshop

Chair: Thomas Aigmueller

Faculty: Paul Riss, Lynsey Hayward, Ingrid Geiss, Wolfgang Umek

Tutors: Engelbert Hanzal, Vesna Bjelic-Radisic, Gerda Trutnovsky, Andrea Dungal

Learning Objectives: At the conclusion of this workshop, the participant will be able to:

- Understand and use the POP-Q system
- Know the anatomic landmarks in the small pelvis as they relate to pelvic organ prolapse and reconstructive surgery
- Transfer their hands-on trained skills to clinical practice

16. Ambulatory Urogynaecology

Room: Calliope

Hands-On Workshop

Chair: Linda Cardozo

Co-Chair: Dudley Robinson,

Faculty: Angela Rantell, Jan Paul Roovers, Philip Tooze-Hobson, Stefano Salvatore

Learning Objectives: At the conclusion of this workshop, the participant will be able to:

- Understand how to develop an Ambulatory Urogynaecology service
- Know how to perform ambulatory procedures
- Have practical hands on experience of ambulatory procedures

Support for this workshop has been provided through an unrestricted educational grant from American Medical Systems (AMS)

17. Transvaginal Repair of Vaginal Vault Prolapse Using Native Tissues

Room: Erato

Interactive Seminar

Chair: Bernard T. Haylen - Co-Chair: Bob Shull

Faculty: Peter L. Dwyer, Alfredo L. Milani, Mariella Withagen, Dzung Vu

Learning Objectives: At the conclusion of this workshop, the participant will be able to:

- Understand the anatomical basis for optimizing vaginal vault support at transvaginal surgeries for female POP
- Appreciate the different ligamentous options for achieving vaginal vault support at transvaginal surgeries for female POP
- Know the interaction of different colporrhaphies with the vaginal vault supportive procedures.

18. Future of Biological Materials in Female Pelvic Floor Reconstruction in the Era of Mesh Controversy

Room: Gallieni 2

Interactive Seminar

Chair: Vani Dandolu

Faculty: Jittima Manonai, Veronica Mallett, Rahmi Onur

Learning Objectives: At the conclusion of this workshop, the participant will be able to:

- Understand various biological materials which are in use in female pelvic floor reconstruction
- Understand the future of allografts and xenografts
- Understand the potential complications and status of FDA warning

19. Medicolegal Aspects in Urogynaecology

Room: Gallieni 5

Interactive Seminar

Chair: Eckhard Petri

Faculty: Karl Tamussino, G. Willy Davila, Peter Dwyer, Donald Ostergard, Mohan Regmi

Learning Objectives: At the conclusion of this workshop, the participant will be able to:

- Understand the etiology of complications
- Prevent complications
- Navigate future developments

PROTECT - Train the Trainer Program



Tuesday, June 9th

1:00pm - 5:00pm

Gallieni 7

(Prevention and Repair Of perineal Trauma Episiotomy through Coordinated Training)

Chairpersons: Rane Thakar and Abdul Sultan

Faculty: Jan Willen de Leeuw, Katariina Laine

Prerequisites are required to attend*. Registration is closed.

For questions contact amanda@iuga.org

Goal: To promote knowledge of obstetricians and midwives worldwide in the management of perineal trauma and episiotomy through structured training with a view to minimising pelvic floor and perineal morbidity associated with childbirth.

Objective: To minimise pelvic floor and perineal morbidity associated with childbirth.

**You must be registered to attend the annual meeting as well as the prerequisite workshop #1 in order to attend PROTECT.*

Special Interest Group (SIG) Meetings

Tuesday, June 9th

5:30pm - 7:30pm

Laparoscopic Surgery SIG - Room: Clio

Chair: Michel Cosson

Co-Chair: Bruno Deval

Neuro Urogynecology and Urogenital Pain SIG - Room: Erato

Chair: Sohier Elneil

Support for this meeting has been provided through an unrestricted educational grant from Medtronic.

Pelvic Floor Rehabilitation - Room: Uranie

Chair: Bary Berghmans

Pelvic Floor Imaging - Room: Euterpe

Please note: meeting is the formation of this new SIG

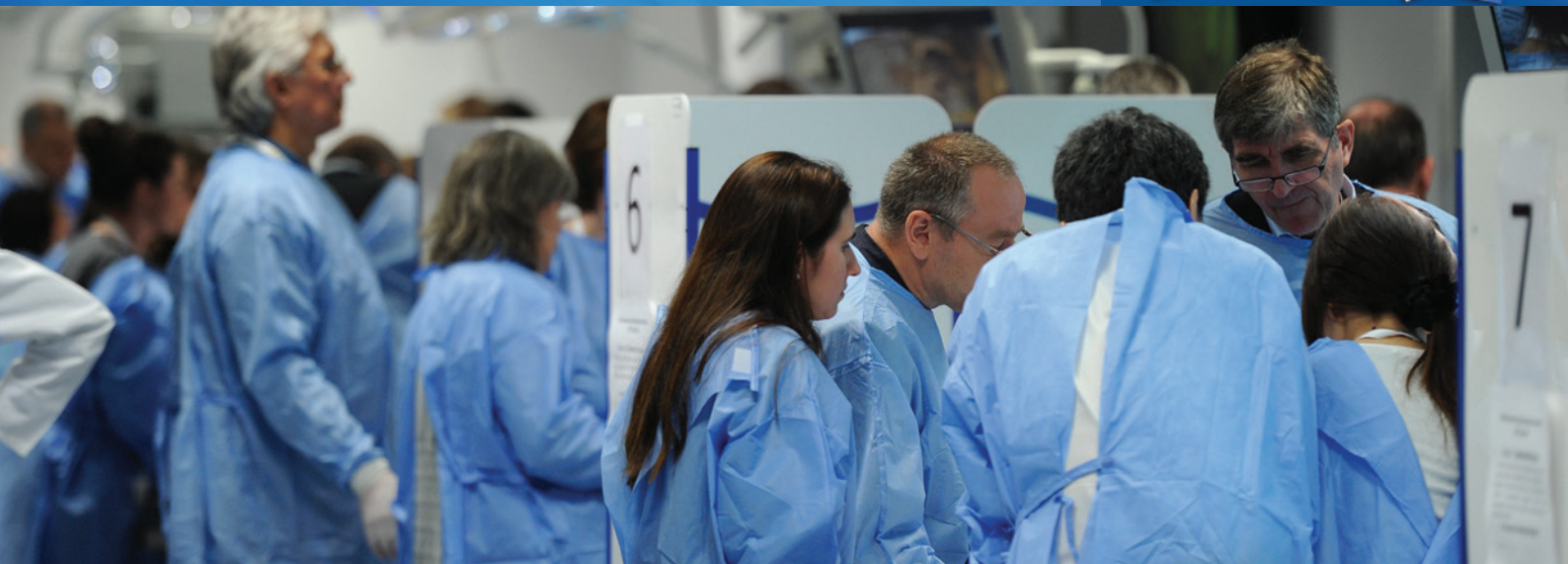
TUESDAY, JUNE 9TH

Visit the IUGA Booth!



Visit us on the exhibition floor at booth #63
for more information about:

- The Foundation for International Urogynecological Assistance and the Ghana project
- Purchasing patient education materials including the Pelvic Floor Dysfunction Anatomical & Surgical Chart
- Renewing or signing-up for an IUGA membership
- IUJ (the blue journal)
- Educational programs and activities
- The 40th anniversary book



Wednesday, June 10, 2015

6:30 am - 6:00 pm	Registration and Badge Pickup	Agora I
8:00 am - 12:00 pm	Workshops Session 3	
WS# 20	How to Manage Incontinent Older Women with Multimorbidity, Polypharmacy and Frailty. - <i>Adrian Wagg</i>	Thalie
WS# 21	Understanding Basic Science and Research - Advancing the Role of the Nurse Specialist - <i>Angela Marie Rantell</i>	Calliope
WS# 22	Basic Science in Urogynecology; From the Bench to the Bedside - <i>Michel Cosson and May Alarab</i>	Gallieni 4
WS# 23	MR Based 3D Anatomy and Modeling of the Female Pelvic Organ Support - <i>Rajeev Ramanah</i>	Nice School of Medicine Anatomy Lab (Off-Site)
WS# 24	Vaginal Fistula; Lessons Learned - <i>Sherif Mourad</i>	Gallieni 5
WS# 25	Advanced Skills for Conservative Management of Pelvic Organ Prolapse - <i>Claire Ann Brown</i>	Clio
WS# 26	Complications of Pelvic Organ Prolapse Surgery: How to Stay out of Trouble. - <i>Stephen Jeffery</i>	Hermes
WS# 27	Neuromodulation in Urogynaecology - <i>Sohier Elneil</i>	Erato
WS# 28	Multidisciplinary Approach to Female Sexuality Based on Practical Concepts - <i>Aparecida Maria Pacetta</i>	Gallieni 7
WS# 29	Court is in Session: Will Transvaginal Mesh Win or Lose? - <i>Margaret Thompson</i>	Uranie
8:00 am - 5:00 pm	Fellows Day	Euterpe and Méditerranée
10:00 am - 10:30 am	Coffee Break	Foyer
12:00 pm - 1:00 pm	Break	
1:00 pm - 6:00 pm	EUGA Meeting	Calliope and Méditerranée
1:00 pm - 6:00 pm	Ibero-American Meeting	Thalie
1:00 pm - 6:00 pm	Pan Asian Meeting	Erato
6:00 pm - 8:00 pm	Welcome Reception in the Exhibit Hall	Rhodes

HANDS-ON
WORKSHOPS

WEDNESDAY, JUNE 10TH

WORKSHOPS - Session 3

8:00am - 12:00pm

20. How to Manage Incontinent Older Women with Multimorbidity, Polypharmacy and Frailty.

Room: Thalie

Interactive Seminar

Chair: Adrian Wagg

Faculty: Cara Tannenbaum

Learning Objectives: At the conclusion of this workshop, the participant will be able to:

- Recognize and assess the impact of multimorbidity on continence status in older women
- Identify and manage associated comorbidity which has an impact on continence status
- Appreciate the role of the multiprofessional team in the management of continence syndromes in older women

21. Understanding Basic Science and Research - Advancing the Role of the Nurse Specialist

Room: Calliope

Interactive Seminar

Chair: Angela Marie Rantell

Faculty: Chris Fry, Mandy Fader

Learning Objectives: At the conclusion of this workshop, the participant will be able to:

- Develop an understanding of basic science, research methodologies, and statistics
- Discuss how to advance the clinical and research role of the urogynaecology nurse specialist
- Use this new knowledge to gain more from the full scientific meeting

22. Basic Science in Urogynecology; From the Bench to the Bedside

Room: Gallieni 4

Interactive Seminar

Co-Chairs: Michel Cosson and May Alarab

Faculty: Olivier Mayeur, Renaud de Teyrac, Vincent Letouzey, Kathleen Connell, Jan Deprest

Learning Objectives: At the conclusion of this workshop, the participant will be able to:

- Have an overview on the current data on the cellular biology and the effect of aging menopause and childbirth on the regulation of the extracellular matrix (ECM) in the pelvic floor supporting ligaments
- Understand the latest information about new mesh experimental development concerning MRI visibility
- Have an overview of the usage of Large non-primate animal models in pelvic floor surgery and mesh complications

23. MR Based 3D Anatomy and Modeling of the Female Pelvic Organ Support **Off-Site: Nice School of Medicine Anatomy Lab**

Hands-On Workshop

Chair: Rajeev Ramanah - Co-Chair: John DeLancey

Faculty: Bernard Parratte, Rohna Kearney, Cornelia Betschart

Learning Objectives: At the conclusion of this workshop, the participant will be able to:

- Understand the anatomy of the major constituents of pelvic organ support represented by the Levator Ani muscles and the cardinal and uterosacral ligaments
- Understand the characteristics and structural relationships of the Levator Ani, the cardinal and uterosacral ligaments from magnetic resonance imaging of living women, 3D image reconstruction and modeling
- Understand the correlation between MR images and cadaveric anatomic dissection of female pelvis

24. Vaginal Fistula; Lessons Learned

Room: Gallieni 5

Interactive Seminar

Chair: Sherif Mourad

Faculty: Abubaker Elmardi, Lauri Romanzi, Peter Sand

Learning Objectives: At the conclusion of this workshop, the participant will be able to;

- Understand the real factors after the increased numbers of vaginal fistulae, not only in the developing countries, but among the well developed countries as well.
- Understand anatomy, epidemiology, and the surgical skills in repairing high and low vaginal fistulas plus the most important issue of the possible complications and how to manage them
- Know a real approach to the serious initiatives of organizations to help the treatment of fistula and how to train the trainers in developing countries and the training programs for all fistula surgeons interested in the field

Support for this workshop has been provided through an unrestricted educational grant from Astellas Pharma Europe Ltd.

25. Advanced Skills for Conservative Management of Pelvic Organ Prolapse

Room: Clio

Hands-On Workshop

Chair: Claire Ann Brown - Co-Chair: Rohna Kearney

Faculty: Maeve Whelan, Diane Stark, Kate Lough

Learning Objectives: At the conclusion of this workshop, the participant will be able to;

- Understand the research behind pelvic floor muscle exercises and treatment of pelvic organ prolapse
- Fit, troubleshoot, and teach self-management of vaginal pessaries
- Understand the role of manual therapy on the pelvic floor muscle for treatment of pelvic organ prolapse

26. Complications of Pelvic Organ Prolapse Surgery: How to Stay out of Trouble.

Room: Hermes

Interactive Seminar

Chair: Stephen Jeffery

Faculty: Peter Dwyer, Kimberly Kenton, Jan Paul Roovers

Learning Objectives: At the conclusion of this workshop, the participant will be able to...

- Understand the prevention and management of the most important complications of pelvic organ prolapse surgery
- Know the importance of balancing safety and efficacy in the selection of a surgical intervention
- Discuss medico-legal issues relating to prolapse surgery

27. Neuromodulation in Urogynaecology

Room: Erato

Interactive Seminar

Chair: Sohier Elneil - Co-Chair: Alex Digesu

Faculty: Karen Noblett, Kevin Benson, Ian Tucker, Jan Paul Roovers

Learning Objectives: At the conclusion of this workshop, the participant will be able to;

- Understand the scope of neuro-urogynaecological conditions
- Determine investigations used in making a diagnosis
- Look at the role of therapeutics in chronic and intractable neuro-urogynaecological conditions, including indications and limitations of PTNS, and indications and limitations of pudendal/sacral neuromodulation

Support for this workshop has been provided through an unrestricted educational grant from Medtronic.

28. Multidisciplinary Approach to Female Sexuality Based on Practical Concepts

Room: Gallieni 7

Interactive Seminar

Chair: Aparecida Maria Pacetta - Co-Chair: Maura Seleme

Faculty: Bary Berghmans, G. Willy Davila, Marair Sartori, Helga Monaco

Learning Objectives: At the conclusion of this workshop, the participant will be able to;

- Understand female sexual dysfunctions based on evidences and experiences of physicians and physiotherapists.
- Recognize the functional anatomy and physiology of female pelvic organ support and the sexuality repercussions of the changes induced by pregnancy, post-partum and menopause.
- Offer diagnostic and treatment tools which professionals of distinct areas will be able to act more efficiently in female sexual dysfunction

29. Court is in Session: Will Transvaginal Mesh Win or Lose?

Room: Uranie

Interactive Seminar

Chair: Margaret Thompson - Co-Chair: Donald R. Ostergard

Faculty: Erin Carey, Scott Guelcher, Vladimir Iakovlev

Special guest attorneys from Motley Rice, Charleston, South Carolina, USA - Fidelma Fitzpatrick JD and Jonathan Orent JD

Learning Objectives: At the conclusion of this workshop, the participant will be able to;

- Understand the process for litigation involving transvaginal mesh
- Describe the medical, scientific, and pathological issues in mesh litigation claims
- Appreciate manufacturer legal responsibilities in regard to the design and marketing of medical devices

Pan-Asian Session

Wednesday, June 10th

1:00pm - 6:00pm

Erato

The Pan-Asian meeting will include a series of contemporary topics followed by discussions relevant to the Asian region. This session is aimed at encouraging further exchange and networking among attendees from Asia.

Chair: Roy Ng, FRCOG, MOG, FAMS

There is no cost to attend the Pan-Asian meeting; however, pre-registration is required.

Official language: English

SCHEDULE

12:30 – 1:00 pm	Registration
1:00 – 1:05 pm	Opening address - Dr. Roy Ng
1:05 – 1:25 pm	Welcome address and discussion with participants on educational programs in Asia. - Bob Freeman, Lynsey Hayward, Willy Davila, Anna Rosamilia, Raneer Thakar, and Chuck Shields
	Session (I)(A): Lecture I - Moderators: Sivakumar Balakrishnan & Rooma Sinha
1:25 – 1:45 pm	Conservative management of urinary incontinence (UI) & pelvic organ prolapse (POP) - Rachael Cheung, Hong Kong
	Session (I)(B): Mini Debate on OAB - Moderators: Sivakumar Balakrishnan & Rooma Sinha

1:45 – 2:00 pm	Medical treatment (main groups of drugs & oestrogens) - Suvit Bunyavejchevin, Thailand
2:00 – 2:10 pm	Intravesical Botox - Sanjay Sinha, India
2:10 – 2:20 pm	Neuromodulation (PTNS & S3 neuromodulation) - Kalaivani Ramalingam, India
2:20 – 2:25 pm	Q & A
	Session (II)(A): Lecture 2 Moderators: <i>Sanjay Sinha & Jimmy Masayoshi Nomura</i>
2:25 – 2:45 pm	Surgical treatment of vesico-vaginal & recto-vaginal fistula with video - Natarajan Rajamaheswari, India
	Session (II)(B): Mini Debate on SUI Moderators: <i>Sanjay Sinha & Jimmy Masayoshi Nomura</i>
2:45 -2:55 pm	Burch colposuspension (open) - Harry Parathon, Indonesia
2:55 – 3:05 pm	Retropubic tape - Julie Lan Zhu, China
3:05 – 3:15 pm	Transobturator tape - Sivakumar Balakrishnan, Malaysia
3:15 – 3:25 pm	Pathophysiology of failed TVT using cine MRI - Yasukuni Yoshimura, Japan
3:25 – 3:45 pm	Coffee/Tea break
	Debate: “Urodynamics is necessary prior to surgery for SUI and POP.” Moderator: <i>Symphorosa Chan & Tsia-Shu Lo</i>
3:45 – 3:50 pm	For the motion on SUI - Sanjay Sinha, India
3:50 – 3:55 pm	Against the motion on SUI - Kalainvani Ramalingam, India
3:55 – 4:00 pm	For the motion on POP - Rooma Sinha, India
4:00 – 4:05pm	Against the motion on POP - Orawee Chinthakanan, Thailand
4:05 – 4:10 pm	Round up by the team leader for the motion on both SUI & POP - Rooma Sinha, India
4:10 – 4:15 pm	Round up by the team leader against the motion on both SUI & POP - Kalainvani Ramalingam, India
	Session (III) (A): POP – Lectures Moderators: <i>William HC Han & Masayasu Koyama</i>
4:15 – 4:35 pm	Lecture 3: POP-Q made easy - Roy Ng, Singapore
4:35 – 4:55 pm	Lecture 4: Ultrasound sound imaging for POP - Symphorosa Chan, Hong Kong
4:55 – 5:15 pm	Lecture 5: Complications of meshes (synthetic & biological) & their management - Tsia-Shu Lo, Taiwan
5:15 – 5:20 pm	Q&A
	Session (III) (B) – Panel discussion: Surgical treatment of recurrent POP/ Vaginal Vault Prolapse Moderators: <i>Natarajan Rajamaheswari & Julie Lan Zhu</i>
5:20 -5:30 pm	Conventional vaginal route (sacrospinous ligament fixation) - Aparna Hegde, India
5:30 – 5:40 pm	Abdominal or laparoscopic/robotic route (sacrocolpexy) - Chailert Phongnarisan, Thailand
5:40 – 5:50 pm	Colpocleisis - Masayasu Koyama, Japan
5:50 – 6:00 pm	Mesh kit - William HC Han, Singapore
6:00 – 6:10 pm	Closing remarks & photos

Please note: Program and speakers are subject to change.

Ibero American Session

Wednesday, June 10th

1:00pm - 6:00pm

Thalie

This session is aimed at encouraging further exchange and networking among attendees from Latin America, the Iberian peninsula and others.

Chair: Dr. Jorge Milhem Haddad

There is no cost to attend the Ibero-American meeting; however, pre-registration is required.

Language: Spanish and Portuguese

SCHEDULE

1:00 – 1:15 pm	Opening - Jorge M. Haddad and Rodrigo A. Castro
	Session I: Surgical Treatment- recurrent pelvic floor dysfunction. Moderators: Enrique Ubertainzi and Teresa Mascarenhas
1:15 - 1:30 pm	Recurrent Stress Urinary Incontinence: Evaluation and Treatment - Carlos Dias Tamara
1:30 - 1:45 pm	Recurrent Anterior Vaginal Prolapse: Mesh or Not? - Carlos Sarsotti
1:45 - 2:00 pm	Recurrent Apical Prolapse: Laparoscopic or Vaginal approach? - Carlos Rondini Fernandez
2:00 - 2:15 pm	Recurrent Posterior Vaginal Prolapse: How Should We Treat It? - Patricia Velazquez
2:15 - 2:35 pm	Discussion
2:35 - 2:55 pm	Coffee Break
	Session II: IUGA BOARD
2:55 - 3:15 pm	IUGA Board Conference - Bob Freeman, Lynsey Hayward, Willy Davila, Anna Rosamilia, Ranee Thakar, and Chuck Shields
3:15 - 3:30 pm	Discussion: Improving Our Condition - Jorge M. Haddad, Enrique Ubertainzi, Rodrigo A. Castro, Aparecida M. Pacetta, (Current and Past LATAM representatives)
	Session III: Videos of Surgeries and Results Moderators: Cesar Descouvieres and Paulo Palma
3:30 – 3:45 pm	Laparoscopic Surgery after Failure after Colposacropexy - Paulo Margarido
3:45 – 4:00 pm	Shortening of Uterosacro Ligament by Laparoscopy - Tatiana Pfiffer
4:00 – 4:15 pm	Adjustable Sling and Ultrasound Evaluation - Pablo Ortega
4:15 – 4:30 pm	Colpocleisis using Uterosacro Ligament - Virginia Roncatti
4:30 – 4:50 pm	Discussion
	Session IV: Non discussed poster from LATAM Moderators: Montserrat Espuna and Marair G. Sartori
4:50 – 5:50 pm	Non discussed posters from LATAM
5:50 – 6:00 pm	Closing Remarks - Jorge M. Haddad

Please note: Program and Speakers are subject to change.

EUGA Session

Wednesday, June 10th

1:00pm - 6:00pm

Calliope



The EUGA program will include a series of State of the Art lectures on contemporary topics by leading urogynecologists, followed by group discussions. Plenty of time for interactivity will be allotted.

Chair: Professor Heinz Koelbl and Dr. Linda Cardozo

Registration Rate: €135.00

SCHEDULE

	Controversies in Urogynaecology Chairs: Linda Cardozo, United Kingdom; and Heinz Koelbl, Austria
1:00 - 1:05 pm	Welcome & Introduction - Linda Cardozo, UK; and Heinz Koelbl, Austria
1:05 - 1:30 pm	OAB – current management - Dudley Robinson, UK
1:30 - 1:55 pm	Vaginal meshes in incontinence and prolapse surgery – an European perspective - Michel Cosson, France
1:55 - 2:00 pm	Summary - Linda Cardozo, UK; and Heinz Koelbl, Austria
2:00 - 2:05 pm	Greetings from IUGA - Bob Freeman & IUGA Board
	Workshops*
2:15 - 6:00 pm	Laparoscopy in Urogynaecology - Jan Deprest, Belgium
2:15 - 3:45 pm	Botulinum toxin in OAB - Gert Naumann, Germany
2:15 - 3:45 pm	Urodynamics - Dudley Robinson, UK
3:45 - 4:15 pm	Coffee Break
4:15 - 5:45 pm	Botulinum toxin in OAB - Gert Naumann, Germany
4:15 - 5:45 pm	Urodynamics - Dudley Robinson, UK

**Delegates will have the opportunity to attend two workshops with the exception of Laparoscopy which runs for the whole period. Space is limited in the Laparoscopy and Botulinum toxin workshops and attendance will be on a first-come, first-served basis.*

Speakers and program subject to change without prior notice.

WEDNESDAY, JUNE 10TH



FIUGA♀

Foundation for International Urogynecological Assistance

The Foundation for International Urogynecological Assistance has been established as a registered charity in the US for scientific and educational purposes.

The first activity of FIUGA is a project to build a center of excellence in urogynecology for West Africa. This is being undertaken with the University of Ghana in Accra. IUGA members have been invited to volunteer their time and two placements, one from the US and another from Nepal, have occurred. The foundation's involvement will help with the creation of a urogynecology/female pelvic medicine post-residency training program. If you are interested in a two-week placement in this program, please contact: info@iuga.org.

The foundation will be soliciting financial support from IUGA members, industry and other organizations. These donations will be tax deductible at this time for US residents. The possibility of providing tax deduction receipts in other countries is being investigated.



The activities of the foundation can include:

- Education, both entry to the specialty and continuing;
- Research that advances the understanding of urogynecological issues and treatment of female pelvic floor disorders;
- Patient education;
- Scholarships for the study of the specialty of urogynecology; and,
- The development of urogynecology in countries around the world.

For more information about developments with FIUGA, please visit the foundation's website at www.FIUGA.org



Thursday, June 11, 2015

6:30 am - 6:00 pm	Registration and Badge Pickup	Agora I
8:00 am - 9:00 am	Welcome, Historical Perspective and Presidential Address	Apollon
9:00 am - 9:50 am	Podium 1 - Prolapse	Apollon
10:00 am - 4:30 pm	Exhibition Open	Rhodes
10:00 am - 10:30 am	Ulf Ulmsten Lecture	Apollon
10:30 am - 11:00 am	Morning Break	Rhodes
11:00 am - 12:20 pm	Podium 2 - Overactive Bladder	Apollon
11:00 am - 12:20 pm	Podium 3 - Pregnancy and Childbirth	Athena
12:30 pm - 2:00 pm	Lunch	Rhodes
12:45 pm - 1:45 pm	First Timer Session	Gallieni 6
12:45 pm - 1:45 pm	Symposium - OAB: A Stepwise Approach - <i>Astellas</i>	Euterpe
2:00 pm - 3:00 pm	Oral Poster 1 - Stress Incontinence	Apollon
2:00 pm - 3:00 pm	Oral Poster 2 - Assessment/Urodynamics	Athena
2:00 pm - 3:00 pm	Video Session I	Hermes
3:00 pm - 4:00 pm	Stump the Experts: Challenging Cases in Urogynecology	Apollon
4:00 pm - 4:30 pm	Afternoon Break	Rhodes
4:00 pm - 4:30 pm	Meet the IUGA Board	Clio
4:30 pm - 5:30 pm	Oral Poster 3 - Complications	Apollon
4:30 pm - 5:30 pm	Oral Poster 4 - Sex/Epidemiology	Athena
4:30 pm - 5:30 pm	Oral Poster 5 - Prolapse	Hermes

SPECIAL
LECTURES

THURSDAY, JUNE 11TH

Welcome Remarks

8:00 am - 9:00 am

Apollon

Welcome by G. Willy Davila

Historical Perspective by Harold Drutz

Presidential Address by Robert Freeman

Welcome by Brigitte Fatton and Emmanuel Chartier-Kastler

PODIUM SESSION I - Prolapse

9:00 am - 9:50 am

Apollon

Chair: Dudley Robinson; Co-chairs: Brigitte Fatton and Emmanuel Chartier-Kastler

- PP01 **LONG-TERM FOLLOW-UP (7 YEARS) OF A RANDOMIZED CONTROLLED TRIAL: TROCAR-GUIDED MESH COMPARED WITH CONVENTIONAL VAGINAL REPAIR IN RECURRENT PELVIC ORGAN PROLAPSE**
A. DAMOISEAUX¹, A. L. MILANI², M. I. WITHAGEN³; ¹Catharina Ziekenhuis, Eindhoven, Netherlands, ²Reinier de Graaf Group, Delft, Netherlands, ³UMC Utrecht, Utrecht, Netherlands.
- PP02 **LONG-TERM FOLLOW-UP OF A MULTICENTRE RANDOMISED CONTROLLED TRIAL OF A PELVIC FLOOR MUSCLE TRAINING INTERVENTION FOR WOMEN WITH PELVIC ORGAN PROLAPSE**
S. HAGEN¹, D. STARK², C. M. GLAZENER³, A. ELDERS⁴; The Poppy Trial Group; ¹NURSING, MIDWIFERY & ALLIED HEALTH PROFESSIONS RES, GLASGOW, United Kingdom, ²LEICESTER ROYAL INFIRMARY, NURSING, MIDWIFERY & ALLIED HEALTH PROFESSIONS RES, GLASGOW, United Kingdom, ³Univ. of Aberdeen, Aberdeen, United Kingdom, ⁴Glasgow Caledonian Univ., Glasgow, United Kingdom.
- PP03 **PROSPERE RANDOMIZED CONTROLLED TRIAL: LAPAROSCOPIC SACROPEXY VERSUS VAGINAL MESH FOR CYSTOCELE POP REPAIR.**
J. P. LUCOT¹, M. COSSON², P. DEBODINANCE³, G. BADER⁴, C. YOUSSEFAZER AKLADIOS⁵, D. SALET-LIZEE⁶, S. CAMPAGNE LOISEAU⁷, X. DEFFIEUX⁸, P. FERRY⁹, R. DETAYRAC¹⁰, X. FRITEL¹¹, A. FAUCONNIER¹²; ¹Univ. Hosp., Jeanne de Flandre Hosp., Lille, France, ²Univ. Hosp. Lille, Lille, France, ³centre Hosp. ier de Dunkerque, Dunkerque, France, ⁴POISSY Hosp., POISSY, France, ⁵Hôpital de Haute-pierre, Strasbourg, France, ⁶GROUPE Hosp. ier DIACONESSES CROIX ST-SIMON, Paris, France, ⁷CHU Estaing, Clermont-Ferrand, France, ⁸Hôpital Antoine Béchère, CLAMART, France, ⁹La Rochelle Hosp., La Rochelle, France, ¹⁰Caremeau Univ. Hosp., Nîmes, France, ¹¹Service de Gynécologie-Obstétrique et Médecine de la Reproduction, CHU de Poitiers, Poitiers, France, ¹²CHI Poissy-Saint-Germain, Versailles Saint-Quentin, Poissy, France.
- PP04 **PERMANENT VERSUS DELAYED ABSORBABLE SUTURE IN UTEROSACRAL LIGMENT SUSPENSION FOR THE APICAL COMPARTMENT: A PROSPECTIVE RANDOMIZED STUDY WITH A 24 MONTHS MEAN FOLLOW-UP**
M. J. URZÚA, C. RONDINI, J. ALVAREZ, H. BRAUN, P. MARTINEZ, F. KAPLAN; Hosp. Padre Hurtado, Santiago, Chile.
- PP05 **VAGINAL REPAIR OF PRIMARY PELVIC ORGAN PROLAPSE; TROCAR GUIDED PARTIALLY ABSORBABLE MESH OR NATIVE TISSUE: A RANDOMIZED CONTROLLED TRIAL**
D. A. VAN RUMPT-VAN DE GEEST¹, A. L. MILANI², K. B. KLUIVERS³, M. I. WITHAGEN⁴; ¹Reinier de Graaf Groep, Delft, Netherlands, ²Reinier de Graaf Group, Delft, Netherlands, ³Radboud Univ. Med. Ctr., Nijmegen, Netherlands, ⁴UMC Utrecht, Utrecht, Netherlands.

Ulf Ulmsten Memorial Lecture

Thursday, June 11th

10:00 am - 10:30 am

Apollon

Can We Predict and Prevent Pelvic Floor Dysfunction?

Ian Milsom, M.B., Ch.B., Ph.D.

Chair: Bob Freeman

Support for this lecture has been provided through an unrestricted educational grant from Johnson & Johnson.

PODIUM SESSION 2 - Overactive Bladder

11:00 am - 12:20 pm

Apollon



Chair: Peter Sand; Co-Chair Vérophine Phé; Moderator: Rodrigo Castro

- PP06 RESULTS OF A PROSPECTIVE, MULTICENTER STUDY EVALUATING EFFICACY, SAFETY, AND QUALITY OF LIFE WITH SACRAL NEUROMODULATION THROUGH 36 MONTHS IN SUBJECTS WITH OVERACTIVE BLADDER**
K. L. NOBLETT¹, J. B. BENNETT², J. MANGEL³, C. COMITER⁴, S. ZYLSTRA⁵, E. BIRD⁶, T. L. GRIEBLING⁷, S. E. SUTHERLAND⁸, F. KAN⁹, K. BERG¹⁰, S. W. SIEGEL¹¹; ¹Univ. of California, Riverside, Riverside, CA, ²female pelvic medicine and urogynecology Inst., grand rapids, MI, ³MetroHlth.Med. Ctr., Cleveland, OH, ⁴stanford, stanfore, CA, ⁵Whitinsville Med. Ctr., Whitinsville, MA, ⁶Scott and White, Temple, TX, ⁷Dept. of Urology and The Landon Ctr. on Aging, Kansas City, KS, ⁸Univ. of Washington, Seattle, WA, ⁹Medtronic, Inc., Minneapolis, MN, ¹⁰Medtronic, Minneapolis, MN, ¹¹Metro Urology, Woodbury, MN.
- PP07 EFFECT OF BEHAVIORAL THERAPY VERSUS TRANSCUTANEOUS POSTERIOR TIBIAL NERVE STIMULATION IN THE MANAGEMENT OF OVERACTIVE BLADDER: A PROSPECTIVE RANDOMIZED CROSS-OVER STUDY**
S. GONZALEZ, C. RONDINI, M. J. URZÚA, J. ALVAREZ, H. BRAUN, F. KAPLAN, G. ALONSO; Hosp. Padre Hurtado, Santiago, Chile.
- PP08 DOES THE OUTCOME OF BOTULINUM TOXIN TREATMENT DIFFER IN OAB PATIENTS WITH DETRUSOR OVERACTIVITY COMPARED TO THOSE WITHOUT DETRUSOR OVERACTIVITY?: A SYSTEMATIC REVIEW**
S. RACHANENI¹, R. CHAMPANERIA², P. LATTHE³; ¹Obstetrics and Gynaecology, Queen's Hosp., Burton-On-Trent, United Kingdom, ²Univ. of Birmingham, Birmingham, United Kingdom, ³Obstetrics and Gynaecology, Birmingham Women's Hosp., Birmingham, United Kingdom.
- PP09 INDIRECT TREATMENT COMPARISON OF MEDICAL THERAPIES FOR AN OVERACTIVE BLADDER**
A. OBLOZA¹, P. TOOZS-HOBSON², J. KIRBY³, D. J. YATES⁴; ¹Birmingham Women's Hosp. NHS FT, Birmingham, United Kingdom, ²Birmingham women's Foundaiton NHS Trust, Birmingham, United Kingdom, ³Univ. of Birmingham, Med. Sch., Birmingham, United Kingdom, ⁴Birmingham Women's NHS Fndn. Trust, Birmingham, United Kingdom.
- PP10 EFFECTS OF MIRABEGRON 50 MG ON MEASURES OF URGENCY IN PATIENTS WITH OVERACTIVE BLADDER: RESULTS OF A 1-YEAR TRIAL AND POOLED ANALYSIS OF THREE 12-WEEK TRIALS**
A. TUBARO¹, V. KHULLAR², S. HERSCHORN³, M. B. BLAUWET⁴, C. R. CHAPPLE⁵, V. W. NITTI⁶, T. SALEEM⁷; ¹Department of Urology, Sant'Andrea Hosp., Univ. 'La Sapienza', Rome, Italy, ²St Mary's Hospital, Imperial Coll., London, United Kingdom, ³Department of Surgery, Univ. of Toronto, Toronto, Canada, ⁴Department of Global Statistics, Astellas Pharma Global Dev., Northbrook, IL, ⁵Department of Urology, Royal Hallamshire Hosp., Sheffield, United Kingdom, ⁶Department of Urology, NYU Langone Med. Ctr., New York, NY, ⁷Astellas Pharma, Chertsey, United Kingdom
- PP11 DURABLE IMPROVEMENTS IN URINARY INCONTINENCE AND POSITIVE TREATMENT RESPONSE IN PATIENTS WITH OVERACTIVE BLADDER SYNDROME FOLLOWING LONG-TERM ONABOTULINUMTOXINA TREATMENT: FINAL RESULTS OF 3.5-YEAR STUDY**
V. KHULLAR¹, T. RECHBERGER², V. W. NITTI³, S. RADOMSKI⁴, D. DE RIDDER⁵, D. SUSSMAN⁶, K. SIEVERT⁷, C. R. CHAPPLE⁸, C. JAMES⁹, Y. ZHENG¹⁰, P. K. SAND¹¹; ¹Imperial Coll. London, London, United Kingdom, ²II Dept. of Gynecology Med. Univ., Lublin, Poland, ³New York Univ., New York, NY, ⁴Univ. of Toronto, Toronto, Canada, ⁵Univ. Hosp. KU Leuven, Leuven, Belgium, ⁶Rowan Univ. Sch. of Osteopathic Med., Stratford, NJ, ⁷Univ. of Luebeck, Luebeck, Germany, ⁸Sheffield Teaching Hosp. NHS Fndn. Trust, Sheffield, United Kingdom, ⁹Allergan Ltd., Marlow, United Kingdom, ¹⁰Allergan, Bridgewater, NJ, ¹¹Univ. of Chicago, Winnetka, IL.
- PP12 THE RISK AND SEVERITY OF DEVELOPING SYMPTOMATIC PALPITATIONS WHEN PRESCRIBED MIRABEGRON FOR OVERACTIVE BLADDER**
A. BALACHANDRAN¹, J. DUCKETT²; ¹Obstetrics and Gynaecology, Medway Martime Hosp., Kent, United Kingdom, ²Medway NHS Fndn. trust, Gillingham, United Kingdom.
- PP13 IMPACT OF BODY MASS INDEX ON TREATMENT EFFICACY OF MIRABEGRON FOR OVERACTIVE BLADDER IN FEMALE**
J. KRHUT¹, A. MARTAN², R. ZACHOVAL³, T. HANUS⁴, L. HORCICKA⁵, K. SVABIK⁶; ¹Department of Urology, Univ. Hosp., Ostrava, Czech Republic, ²Dpt. of Obstet. and Gynecol., ³1st Faculty of Med., Prague, Czech Republic, ⁴Department of Urology, Thomayer Hosp., Prague, Czech Republic, ⁵Dpt. of Urology, Univ. Hosp., Praha², Czech Republic, ⁶Department of Urogynecology, GONA, Prague, Czech Republic, ⁷Charles Univ. in Prague, Gen. Univ. H, Prague, Czech Republic.

THURSDAY, JUNE 11TH

PODIUM SESSION 3 - Pregnancy and Childbirth

11:00 am - 12:20 pm

Athena

Chair: Don Wilson; Co-Chair: Xavier Fritel; Moderator: Yik Lim

- PP14 ANAL INCONTINENCE AND SEXUALITY AFTER MEDIOLATERAL AND LATERAL EPISIOTOMY: A RANDOMIZED CONTROLLED TRIAL**
Z. RUSAVY¹, J. KARBANOVA¹, M. JANSOVA², V. KALIS¹; ¹Department of Obstetrics and Gynecology, Med. Faculty in Pilsen, Charles Univ. in Prague, Pilsen, Czech Republic, ²Univ. of West Bohemia, Plzen, Czech Republic.
- PP15 OUTCOME OF ANAL SYMPTOMS AND ANORECTAL FUNCTION FOLLOWING TWO OBSTETRIC ANAL SPHINCTER INJURIES (OASIS) - A PROSPECTIVE CASE CONTROLLED STUDY**
M. NAIDU¹, A. H. SULTAN², R. THAKAR³; ¹Croydon Urogynaecology and Pelvic Floor Reconstruction Unit, Croydon Univ. Hosp., Croydon, United Kingdom, ²Croydon Univ. Hosp., Croydon, United Kingdom, ³Croydon Univ. Hosp., London, United Kingdom.
- PP16 PROTECTIVE EFFECT OF MEDIO-LATERAL EPISIOTOMY AND OBSTETRIC ANAL SPHINCTER INJURIES**
V. REVICKY¹, C. MAYNE¹, D. G. TINCELLO²; ¹Univ. Hosp. of Leicester, Leicester, United Kingdom, ²Univ. of Leicester, Leicester, United Kingdom.
- PP17 OBSTETRIC ANAL SPHINCTER INJURY (OASIS): WHAT HAPPENS NEXT?**
M. L. IZETT¹, I. GIARENIS¹, G. THIAGAMOORTHY¹, D. ROBINSON², L. CARDOZO¹; ¹King's Coll. Hosp., London, United Kingdom, ²Kings Coll. Hosp., London, United Kingdom.
- PP18 ARE WOMEN HAVING VAGINAL BIRTH AFTER CESAREAN DELIVERIES PREDISPOSED TO SUSTAINING OBSTETRIC ANAL SPHINCTER INJURIES?**
J. C. D'SOUZA¹, A. K. MONGA²; ¹Urogynaecology, Univ. of Southampton NHS FT, Southampton, United Kingdom, ²Univ. Hosp. Southampton, Southampton, United Kingdom.
- PP19 THE IMPACT OF SUBSEQUENT BIRTH ON WOMEN WITH PREVIOUS OBSTETRIC ANAL SPHINCTER INJURY (OASIS) ON QUALITY OF LIFE (QOL) AND BOWEL FUNCTION: A SYSTEMATIC REVIEW.**
S. S. WEBB¹, D. YATES¹, M. PARSONS¹, K. ISMAIL²; ¹Birmingham Women's NHS Fndn. Trust, Birmingham, United Kingdom, ²Univ. of Birmingham, Birmingham, United Kingdom.
- PP20 EFFECT OF SUBSEQUENT VAGINAL DELIVERY ON BOWEL SYMPTOMS AND ANORECTAL FUNCTION IN WOMEN WHO SUSTAINED A PREVIOUS OBSTETRIC ANAL SPHINCTER INJURY (OASI)**
P. A. JORDAN¹, M. NAIDU², A. H. SULTAN³, R. THAKAR⁴; ¹Croydon Urogynaecology and Pelvic Reconstruction Unit, Croydon Univ. Hosp., London, United Kingdom, ²Croydon Urogynaecology and Pelvic Reconstruction Unit, Croydon Univ. Hosp., Croydon, United Kingdom, ³Croydon Univ. Hosp., Croydon, United Kingdom, ⁴Croydon Univ. Hosp., London, United Kingdom.
- PP21 IT'S THE FIRST VAGINAL BIRTH THAT DOES MOST OF THE DAMAGE**
I. KAMISAN ATAN¹, S. LIN², P. HERBISON³, H. DIETZ¹, P. D. WILSON FOR PROLONG STUDY³; ¹Univ. of Sydney, Penrith, Australia, ²Waikato DHB, Hamilton, New Zealand, ³Univ. of Otago, Dunedin, New Zealand.

ORAL POSTER I - Stress Incontinence

2:00 pm - 3:00 pm

Apollon

Chair: Fred Milani; Moderator: Gaelle Fiard

- OP56 THE EFFECT OF EMG BIOFEEDBACK ASSISTED PELVIC FLOOR MUSCLE THERAPY WITH THE MAPLE ON SYMPTOMS OF THE OVERACTIVE BLADDER SYNDROME IN WOMEN AFTER NINE WEEKS OF TREATMENT: A RANDOMISED TRIAL**
J. VOORHAM¹, S. DE WACHTER², T. W. VAN DEN BOS³, H. PUTTER⁴, G. LYCKLAMA A NIJEHOLT¹, P. J. VOORHAM-VAN DER ZALM¹; ¹Urology, Leiden Univ. Med. Ctr., Leiden, Netherlands, ²Univ. Hosp. antwerpen - Univ. antwerp, Edegem, Belgium, ³LUMC, Leiden, Netherlands, ⁴Leiden Univ. Med. Ctr., Leiden, Netherlands.
- OP57 CONTASURE-NEEDLELESS® COMPARED WITH MONARC® FOR THE TREATMENT OF STRESS URINARY INCONTINENCE**
S. FERNANDEZ¹, E. MARTINEZ-FRANCO², X. LIN³, L. AMAT TARDIU⁴; ¹Department of Obstetrics and Gynecology, Hosp. Sant Joan de Deu, Esplugues de Llobregat, Spain, ²Research and Development Unit, Parc Sanitari Sant Joan de Deu, Barcelona, Spain, ³Hosp. Sant Joan de Dæu, Esplugues de Llobregat, Spain, ⁴Department of Obstetrics and Gynecology, Hosp. Univ. ri Sant Joan de Déu, Barcelona, Spain.

- OP58 PERSISTENCE IN THE TREATMENT OF OAB WITH MIRABEGRON IN A MULTICENTRE CLINICAL STUDY**
A. MARTAN¹, J. MASATA², K. SVABIK³, T. HANUS⁴, J. KRHUT⁵; ¹Dpt. of Obstet. Gynecol., 1st Faculty of Med., Charles Univ. and Gen. Faculty Hosp., Prague, Czech Republic, ²Dpt. of Obstet. Gynecol., 1st Faculty of Medicine, Charles Univ. and Gen. Faculty Hosp., Dpt. of Obstet. Gynecol., 1st Faculty of Med., Charles Univ. and Gen. Faculty Hosp., Prague, Czech Republic, ³Dpt. of Obstet. Gynecol., 1st Faculty of Medicine, Charles University and Gen. Faculty Hosp., Dpt. of Obstet. Gynecol., 1st Faculty of Med., Charles Univ. and Gen. Faculty Hosp., Prague, Czech Republic, ⁴Dpt. of Urology, 1st Faculty of Medicine, Charles Univ. and Gen. Faculty Hosp., Dpt. of Urology, 1st Faculty of Med., Charles Univ. and Gen. Faculty Hosp., Prague, Czech Republic, ⁵Dpt. of Urology, Univ. Hosp., Ostrava, Czech Rep., Dpt. of Urology, Univ. Hosp., Ostrava, Czech Rep., Ostrava, Czech Republic
- OP59 EFFECTIVENESS OF BOTULINUM TOXIN INJECTION IN THE TREATMENT OF DE NOVO OAB FOLLOWING MID-URETHRAL SLING SURGERY.**
P. MIOTLA¹, K. FUTYMA¹, R. CARTWRIGHT², M. BOGUSIEWICZ¹, K. SKORUPSKA¹, E. MARKUT-MIOTLA³, T. RECHBERGER⁴; ¹2nd Dept. of Gynecology, Med. Univ., Lublin, Poland, ²Imperial Coll. London, London, United Kingdom, ³Dept. of Paediatric Nursing, Med. Univ., Lublin, Poland, ⁴2nd Dept. of Gynecology Med. Univ., Lublin, Poland.
- OP60 HOW DOES A COMPLIANT AIR-FILLED INTRAVESICAL BALLOON DECREASE INTRAVESICAL PRESSURE CHANGES TO REDUCE LEAKAGE ASSOCIATED WITH STRESS URINARY INCONTINENCE?**
K. MCCAMMON¹, S. DUNCAN², K. G. CONNORS²; ¹Eastern Virginia Med. Sch., Norfolk, VA, ²Solace Therapeutics, Inc, Framingham, MA.
- OP61 CAN BIOFEEDBACK PREVIOUSLY HOME TREATMENT PROMOTE ADDITIONAL BENEFITS TO TREAT URINARY INCONTINENCE? RANDOMIZED CONTROLLED TRIAL**
F. F. FITZ, L. STÜPP, T. F. COSTA, M. G. SARTORI, M. J. GIRÃO, R. A. CASTRO; Gynecology Department, Federal Univ. of Sao Paulo, Sao Paulo, Brazil.
- OP62 OCCULT STRESS URINARY INCONTINENCE (OSUI) IN WOMEN WITH UTEROVAGINAL PROLAPSE. IS REALLY THE ONE-STEP SURGICAL APPROACH A RISKY CHOICE?**
D. ZACHARAKIS¹, T. GRIGORIADIS², S. KASTANIAS¹, S. ATHANASIOU¹; ¹First Dept. of Obstetrics and Gynecology, Uro, ATHENS, Greece, ²Univ. of Athens, Athens, Greece.
- OP63 URETHRAL BULKING FOR RECURRENT URINARY STRESS INCONTINENCE AFTER MIDURETHRAL SLING FAILURE**
I. ZIVANOVIC¹, O. RAUTENBERG¹, K. LOBODASCH², D. A. CROSBY³, G. VON BÜNAU³, C. WALSER¹, V. VIERECK¹; ¹Dept. of Gynecology and Obstetrics, Cantonal Hosp. Frauenfeld, Frauenfeld, Switzerland, ²Department of Gynaecology, German Red Cross Hosp. Chemnitz-Rabenstein, Chemnitz, Germany, ³Coombe Women and Infants Univ. Hosp., Dublin, Ireland.
- OP64 LONG-TERM FUNCTIONAL OUTCOMES AFTER ARTIFICIAL URINARY SPHINCTER (AMS 800®) IMPLANTATION IN FEMALE NEUROGENIC PATIENTS WITH STRESS URINARY INCONTINENCE**
V. PHE¹, P. LEON¹, B. GRANGER², P. DENYS³, M. BITKER¹, M. ROUPRET¹, E. J. CHARTIER-KASTLER¹; ¹Urology, Pitie Salpetriere Academic Hosp., Paris, France, ²Statistics, Pitie Salpetriere Academic Hosp., Paris, France, ³Physical medicine and rehabilitation, Garches Hosp., Garches, France.

ORAL POSTER 2 - Assessment/Urodynamics

2:00 pm - 3:00 pm

Athena

Chair: May Alarab; Co-Chair: Michel Cosson; Moderator: Rufus Cartwright

- OP65 THE '1-3-5 COUGH TEST': GRADING THE SEVERITY OF URODYNAMIC STRESS INCONTINENCE**
T. GRIGORIADIS¹, G. GIANNOULIS¹, D. ZACHARAKAS¹, A. PROTOPAPAS¹, I. CHATZIPAPAS¹, L. CARDOZO², S. ATHANASIOU¹; ¹First Obstetrics & Gynecology Clinic, Univ. of Athens, Athens, Greece, ²King's Coll. Hosp., London, United Kingdom.
- OP66 LOWER URINARY TRACT SYMPTOMS AFTER SUBTOTAL VERSUS TOTAL ABDOMINAL HYSTERECTOMY: A RANDOMIZED CLINICAL TRIAL WITH A 14-YEAR FOLLOW-UP**
L. L. ANDERSEN¹, L. M. ALLING MØLLER², H. M. GIMBEL³; ¹Obstetrics and gynecology, Nykøbing Falster hospital, Univ. of Southern Denmark in collaboration with Nykøbing Falster Hosp., RigsHosp. and Roskilde Hosp., Copenhagen, Denmark, ²Obstetrics and gynecology, Roskilde Hosp., Roskilde, Denmark, ³Obstetrics and gynecology, Nykøbing Falster hospital, Univ. of Southern Denmark in collaboration with Nykøbing Falster Hosp., RigsHosp. and Roskilde Hosp., Nykøbing Falster, Denmark.

- OP67 **IS THERE AN ASSOCIATION BETWEEN THE METABOLIC SYNDROME AND OVERACTIVE BLADDER? A PROSPECTIVE COHORT STUDY IN WOMEN WITH LOWER URINARY TRACT SYMPTOMS**
M. ZACCHE, ¹I. GIARENIS, G. THIAGAMOORTHY, D. ROBINSON, L. CARDOZO; King's Coll. Hosp., London, United Kingdom.
- OP68 **AUTONOMIC DYSREFLEXIA AND REPEATABILITY OF CARDIOVASCULAR CHANGES DURING SAME SESSION REPEAT URODYNAMIC INVESTIGATION IN WOMEN WITH SUPRASACRAL SPINAL CORD INJURY**
M. WALTER, S. C. KNUEPFER, L. LEITNER, U. MEHNERT, T. M. KESSLER; Neuro-Urology, SCI Ctr. & Res., Balgrist Univ. Hosp., Zurich, Switzerland.
- OP69 **SHOULD WE BE NAUGHTY OR NICE (COMPLIANT)?**
A. M. RANTELL¹, I. GIARENIS¹, L. CARDOZO¹, D. ROBINSON²; ¹King's Coll. Hosp., London, United Kingdom, ²Kings Coll. Hosp., London, United Kingdom.
- OP70 **THE VALUE OF THE PREOPERATIVE 1-HOUR PAD TEST WITH PESSARY INSERTION FOR PREDICTING THE NEED FOR A MID-URETHRAL SLING FOLLOWING PELVIC PROLAPSE SURGERY: A COHORT STUDY**
X. SONG, L. ZHU, J. DING; Department of Obstetrics and Gynecology, Peking UnPeking Union Med. Coll. Hosp., Beijing, China.
- OP71 **DETRUSOR OVERACTIVITY AND KIDNEY DISEASE. DOES THE PRESSURE MATTER?**
H. CHYKYDA¹, I. GIARENIS², G. THIAGAMOORTHY², D. ROBINSON², L. CARDOZO²; ¹King's Coll. Hosp., London, UK, ²King's Coll. Hosp., London, United Kingdom.
- OP72 **THE EFFECT OF SINGLE ORAL DOSES OF DULOXETINE, REBOXETINE AND MIDODRINE ON THE URETHRAL PRESSURE IN HEALTHY FEMALE SUBJECTS, USING URETHRAL PRESSURE REFLECTOMETRY IN A PLACEBO-CONTROLLED, RANDOMIZED, CROSSOVER STUDY.**
N. KLARSKOV¹, D. P. CERNEUS², A. W. SAWYER², D. NEWGREEN², J. W. VAN TILL², G. LOSE¹; ¹Dept. of Obstetrics and Gynecology, Herlev Hosp., Herlev, Denmark, ²Astellas Pharma Europe B.V., Leiden, Netherlands.
- OP73 **IS DETRUSOR UNDERACTIVITY IN WOMEN WITH LOWER URINARY TRACT SYMPTOMS RECOGNIZABLE WITHOUT INVASIVE URODYNAMICS?**
P. ROSIER; Urology, Univ. Med. Ctr. Utrecht, Utrecht, Netherlands.

VIDEO SESSION I

2:00 pm - 3:00 pm

Hermes

Chair: Lynsey Hayward; Co-Chair: Vincent Letouzey; Moderator: Alex Digesu

Best Video Award WINNER!

- VID01 UTERUS PRESERVING PROLAPSE REPAIR BY LATERAL SUSPENSION WITH MESH**
N. VEIT-RUBIN, J. DUBUISSON; Univ. of Geneva, Geneva, Switzerland.
- VID02 **THE 26-MINUTES LAPAROSCOPIC SACRAL COLPOPEXY: DO WE REALLY NEED ROBOTIC TECHNOLOGY**
J. R. MIKLOS, R. D. MOORE, O. CHINTHAKANAN; Intl. Urogynecology Associates of Atlanta, Alpharetta (Atlanta), GA.
- VID03 **Rectovaginal Fistula Repair Using A Gracilis Muscle Flap**
E. D. HOKENSTAD¹, Z. S. HAMMOUDEH², N. V. TRAN², H. K. CHUA³, J. OCCHINO¹; ¹Division of Gynecologic Surgery, Mayo Clinic, Rochester, MN, ²Division of Plastic and Reconstructive Surgery, Mayo Clinic, Rochester, MN, ³Division of Colon and Rectal Surgery, Mayo Clinic, Rochester, MN
- VID04 **LIFE AFTER INDIGO CARMINE: A LOOK AT WHAT IS AVAILABLE.**
L. M. ESPAILLAT-RIJO, A. ALAS, S. ZIMBERG, E. A. HURTADO, G. W. DAVILA; Cleveland Clinic Florida, Weston, FL.
- VID05 **APICAL SLING FOR SITE-SPECIFIC PELVIC ORGAN PROLAPSE REPAIR**
P. C. PALMA¹, C. RICCETTO²; ¹Urology, Univ. of Campinas, Campinas, Brazil, ²Univ. of Campinas - UNICAMP, Campinas, Brazil.

Stump the Experts

Thursday, June 11th

3:00 pm - 4:00 pm

Apollon



Challenging Cases in Urogynecology

Speakers: Kari Bo
Linda Cardozo
Pierre Denys
Márcio Averbeck
Adrian Wagg

ORAL POSTER 3 - Complications

4:30 pm - 5:30 pm

Apollon

Chair: Bernie Haylen; Co-Chair: Jean Philippe Lucot; Moderator: Fiona Lindo

- OP74 DO COMPLICATIONS AFFECT PATIENTS' ASSESSMENT OF THE OUTCOME OF TENSION FREE VAGINAL TAPE PROCEDURE (TVT)?
D. SHAKER¹, A. J. LINDGREN², G. CHAPMAN³; ¹Univ. of Queensland Rural Clinical Sch. of, Rockhampton, Australia, ²Univ. of Queensland, Rockhampton, Australia, ³The Univ. of Queensland, Rockhampton, Australia.
- OP75 THE RISK OF URINARY RETENTION AFTER NERVE-SPARING SURGERY FOR DEEP INFILTRATING ENDOMETRIOSIS: A SYSTEMATIC REVIEW AND META-ANALYSIS.
J. D. RESENDE JR¹, R. BUERE², C. GUERRA³, F. SESSA³, C. CRISPI⁴, L. CAVALINI⁵, M. FONSECA⁶; ¹Urology, Rio de Janeiro State Univ. and Hosp. Federal da Lagoa, Rio de Janeiro, Brazil, ²Urogynecological physical therapy, Hosp. Federal da Lagoa, Rio de Janeiro, Brazil, ³IFF - Inst. Natl. de Saúde da Mulher, da Criança e do Adolescente Fernandes Figueira, Rio de Janeiro, Brazil, ⁴Inst. Crispi de Cirurgias Minimamente Invasivas, Rio de Janeiro, Brazil, ⁵Epidemiology, Rio de Janeiro State Univ., Rio de Janeiro, Brazil, ⁶Anesthesiology, IFF - Inst. Natl. de Saúde da Mulher, da Criança e do Adolescente Fernandes Figueira, Rio de Janeiro, Brazil.
- OP76 MID-URETHRAL SLING COMPLICATION SURGERY: EIGHT-YEAR EXPERIENCE OF A TERTIARY EXPERT CENTER.
M. LABAKI¹, S. WAREMBOURG², R. DE TAYRAC³, V. LETOUZEY⁴, M. PIERRE¹, P. COSTA⁵, B. FATTON⁶; ¹OB-GYN, Nîmes Univ. Hosp., Nîmes, France, ²Dept. of Obstetrics and Gynecology Caremeau U, Nîmes, France, ³Caremeau Univ. Hosp., Nîmes, France, ⁴Caremeau Univ. Hosp., Nîmes, France, ⁵Hôpital Caremeau, Nîmes, France, ⁶Urogynecology, NÎMES, France.
- OP77 RISK OF POSTOPERATIVE URINARY TRACT INFECTIONS FOLLOWING ANTI-INCONTINENCE OPERATIONS IN WOMEN UNDERGOING HYSTERECTOMY: A MULTIVARIABLE LOGISTIC REGRESSION ANALYSIS OF THE NSQIP DATA BANK.
A. P. GEHRICH¹, M. B. LUSTIK², A. A. MEHR¹, J. PATZWALD¹; ¹Tripler Army Med. Ctr., Honolulu, HI, ²Department of Clinical Investigation, Tripler Army Med. Ctr., Honolulu, HI.
- OP78 POSTOPERATIVE APPOINTMENTS; WHICH ONES COUNT?
M. G. MUELLER¹, D. ELBORNO², B. DAVE¹, A. LEADER-CRAMER¹, C. LEWICKY-GAUPP¹, L. JOHNSON¹, K. KENTON¹; ¹Obstetrics and Gynecology, Northwestern Univ. Feinberg Sch. of Med., Chicago, IL, ²Loyola Univ. of Chicago Stritch Sch. of Med., Maywood, IL.
- OP79 REOPERATIONS FOR MESH-RELATED COMPLICATIONS AFTER PELVIC ORGAN PROLAPSE REPAIR: 8 YEARS OF TERTIARY REFERRAL CENTER'S EXPERIENCE.
S. WAREMBOURG¹, M. LABAKI¹, R. DE TAYRAC¹, V. LETOUZEY¹, P. MARÉS², P. COSTA², B. FATTON¹; ¹Dept. of Obstetrics and Gynecology, Caremeau Univ. Hosp., Nîmes, France, ²Dept. of Urology, Caremeau Univ. Hosp., Nîmes, France.
- OP80 RISK FACTORS FOR POSTOPERATIVE URINARY RETENTION AFTER PELVIC ORGAN PROLAPSE REPAIR: VAGINAL VS ROBOTIC APPROACH
J. YUNE¹, J. KIM¹, S. N. SIDDIGHI², J. S. HARDESTY³; ¹Loma Linda Univ., Loma Linda, CA, ²Loma Linda Univ. Hlth., Loma Linda, CA, ³Loma Linda Univ. Hlth., Redlands, CA.

THURSDAY, JUNE 11TH

NEW! Mini State of the Art Lecture

5:12 pm - 5:25 pm

Apollon

Pelvic Floor Surgery: What Happens with Time? - Bernard Jacquetin

ORAL POSTER 4 - Sex/Epidemiology

4:30 pm - 5:30 pm

Athena

Chair: Becky Rogers; Co-Chair: Bernard Jacquetin ; Moderator: Evi Bakali

- OP81 OVERALL PATIENT SATISFACTION SCORES, INCLUDING SEXUAL FUNCTION, FOLLOWING LABIAPLASTY SURGERY: A PROSPECTIVE STUDY COMPARING WOMEN WITH A HISTORY OF PRIOR COSMETIC SURGERY TO THOSE WITH NONE
R. D. MOORE, J. R. MIKLOS, O. CHINTHAKANAN; Intl. Urogynecology Associates of Atlanta, Alpharetta (Atlanta), GA.
- OP82 THE EFFECT OF A CLITORAL AND VAGINAL VIBRATORY DEVICE ON FEMALE SEXUAL DYSFUNCTION
M. K. GUESS¹, K. A. CONNELL², S. G. CHUDNOFF³, O. ADEKOYA⁴, K. NIXON¹, C. F. RICHMOND¹, A. MELMAN⁵;
¹Obstetrics and Gynecology & Reproductive Sciences, Yale Sch. of Med., New Haven, CT, ²Obstetrics and Gynecology, Univ. of Colorado, Aurora, CO, ³Obstetrics and Gynecology and Women's Health, Montefiore Med. Ctr., Bronx, NY, ⁴Obstetrics and Gynecology & Reproductive Sciences, Yale Sch. of Med., New Haven, CT, ⁵Urology, Albert Einstein Coll. of Med., Bronx, NY.
- OP83 FEMALE COSMETIC GENITAL SURGERY: A SURVEY OF MEMBERS OF THE EUROPEAN UROGYNÆCOLOGICAL ASSOCIATION (EUGA)
I. GIARENIS, M. ZACCHE, G. THIAGAMOORTHY, D. ROBINSON, L. CARDOZO; King's Coll. Hosp., London, United Kingdom.
- OP84 EXAMINING THE EFFECTIVENESS OF HOME-BASED PELVIC FLOOR MUSCLE TRAINING IN TREATING ORGASMIC DYSFUNCTION IN WOMEN
S. BASGOLI, U. OSKAY²; ¹Department of Gynecologic and Obstetrics Nursing, Istanbul University, Istanbul, Turkey, ²Dept. of Gynecologic and Obstetrics Nursing,, Istanbul, Turkey.
- OP85 ADULT WOMEN WITH BLADDER EXSTROPHY: A SOCIAL MEDIA SURVEY OF PELVIC FLOOR HEALTH & KNOWLEDGE
J. L. HALLOCK¹, C. PAKA¹, E. J. WRIGHT²; ¹Gyn/Ob-FPMRS, Johns Hopkins Univ. Sch. of Med., Baltimore, MD, ²Urology, Johns Hopkins Bayview Med. Ctr., Baltimore, MD.
- OP86 STRESS URINARY INCONTINENCE IS HIGHLY PREVALENT IN RECREATIONALLY ACTIVE WOMEN ATTENDING GYMNASIUMS OR FITNESS CLASSES
S. M. MCKENZIE¹, T. A. WATSON¹, J. THOMPSON², K. N. BRIFFA²; ¹Physiotherapy, Curtin Univ., Western Australia, Australia, ²School of Physiotherapy and Exercise Science, Curtin Univ., Western Australia, Australia.
- OP87 PREVALENCE OF AND FACTORS ASSOCIATED WITH URINARY INCONTINENCE AND QUALITY OF LIFE IN OLDER POPULATION
C. K. FAGERSTROM¹, M. M. GUROVICH², C. ALBALA³; ¹ESCUELA DE OBSTETRICIA Y NEONATOLOGIA, Univ. Diego Portales, Santiago, Chile, ²Univ. of Chile, Santiago, Chile, ³INTA, Univ. of Chile, Santiago, Chile.

NEW! Mini State of the Art Lecture

5:12 pm - 5:25 pm

Athena

Female Genital Mutilation: Current Status - Pierre Foldès

ORAL POSTER 5 - Prolapse

4:30 pm - 5:30 pm

Hermes



Chair: Maria Bortolini; Co-Chair: Renaud de Teyrac; Moderator: Alex Derpapas

- OP88 **VARIATION IN SURGICAL TECHNIQUE (VAST). THE USE OF QUALITATIVE RESEARCH METHODS TO EVALUATE HOW SURGICAL TECHNIQUE VARIES AMONGST UK BASED SURGEONS WHEN PERFORMING A STANDARD ANTERIOR PELVIC ORGAN PROLAPSE REPAIR**
E. FAIRCLOUGH¹, J. MYERS¹, J. SEGAR², A. SMITH¹, F. REID¹;
¹Central Manchester Fdn. Trust, Manchester, United Kingdom, ²Univ. of Manchester, Manchester, United Kingdom.
- OP89 **LONG-TERM QUALITY OF LIFE AND SEXUAL FUNCTION AFTER VAGINAL SURGERY FOR APICAL PROLAPSE**
E. S. LUKACZ¹, L. K. WARREN², H. E. RICHTER³, L. BRUBAKER⁴, M. D. BARBER⁵, P. NORTON⁶, A. C. WEIDNER⁷, J. N. NGUYEN⁸, M. G. GANTZ², S. F. MEIKLE⁹; IUC San Diego Hlth. System, La Jolla, CA, ²Social, Statistical & Environmental Sciences, RTI Intl., Research Triangle Park, NC, ³Univ. of Alabama at Birmingham, Birmingham, AL, ⁴Loyola Univ. Chicago, Maywood, IL, ⁵Cleveland Clinic, Cleveland, OH, ⁶Univ. of Utah, Salt Lake City, UT, ⁷Duke Univ., Durham, NC, ⁸Obstetrics & Gynecology, Southern California Kaiser Permanente, Downey, CA, ⁹Eunice Kennedy Shriver National Institute of Child Health and Human Development, NIH, Bethesda, MD.
- OP90 **A SYSTEMATIC REVIEW AND META-ANALYSIS OF THE IMPACT OF PELVIC ORGAN PROLAPSE SURGERY ON SEXUAL FUNCTION**
S. JHA, T. GRAY; Urogynaecology, Sheffield Teaching Hosp., Sheffield, United Kingdom.
- OP91 **RISK FACTORS FOR DEVELOPMENT OF PELVIC ORGAN PROLAPSE IN SQUIRREL MONKEY MATRILINES**
L. F. GEPHART¹, L. WILLIAMS², W. LARSEN³, T. J. KUEHL⁴; ¹Female Pelvic Medicine and Reconstructive Surgery, Scott & White, Temple, TX, ²Veterinary Sciences, Michale E Keeling Ctr. for Comparative Med. and Res., Bastrop, TX, ³Baylor Scott and White Hlth. care, Temple, TX, ⁴Scott & White Hlth. care, Temple, TX.
- OP92 **WHAT'S TRENDING; #PATTERNS OF PROLAPSE SURGERY IN ENGLAND**
I. GIARENIS, M. ZACCHE, G. THIAGAMOORTHY, D. ROBINSON, L. CARDOZO; King's Coll. Hosp., London, United Kingdom.
- OP93 **LONG-TERM OUTCOME AFTER TRANSVAGINAL MESH REPAIR OF PELVIC ORGAN PROLAPSE**
P. HEINONEN, R. AALTONEN, K. JORONEN, S. ALA-NISSILÄ; Department of Obstetrics and Gynecology, Turku Univ. Hosp. and Univ. of Turku, Turku, Finland.
- OP94 **PELVIC ORGAN PROLAPSE; THE RELATIONSHIP BETWEEN SYMPTOMS AND CLINICAL FINDINGS IN PREGNANCY AND POSTPARTUM**
C. REIMERS¹, J. STÆR-JENSEN¹, F. SIAFARIKAS², K. BO³, M. ELLSTRØM-ENGH²; ¹Department of Obstetrics and Gynaecology, Akershus Univ. Hosp., Nordbyhagen, Norway, ²Faculty division Akershus University Hospital, Univ. of Oslo, Oslo, Norway, ³Norwegian Sch. of Sport Sci., Oslo, Norway.

NEW! Mini State of the Art Lecture

5:12 pm - 5:25 pm

Hermes

How to Treat Women with Prolapse: Evidence for What Works - Charis Glazener

THURSDAY, JUNE 11TH

We look forward to welcoming you to Nice for
IUGA's 40th Annual Meeting
June 9th to 13th, 2015

SACRAL NEUROMODULATION FOR BLADDER CONTROL

Continuous Control

That moves your patients **forward**^{1,2}

Medtronic will support a **live InterStim® implant surgery**,
a **workshop** and **podium sessions**

References:

1. van Kerrebroeck P, et al. Journal of Urology, 2007;178:2029-2034.
2. Hull T, et al. Dis Colon rectum. 2013;56(2):494-502.

IUGA Industry Council



AMS
Astellas
Coloplast
Congentix Medical
Medtronic
Promedon

Friday, June 12, 2015

7:00 am - 5:30 pm	Registration and Badge Pickup	Agora I
7:00 am - 7:50 am	Meet the Experts Roundtable Breakfast (ticketed event)	Euterpe
8:00 am - 9:45 am	Podium 4 - Pelvic Pain	Apollon
10:00 am - 11:00 am	State of the Art Lecture: Treating Pelvic Pain - a multidisciplinary approach	Apollon
11:00 am - 11:30 am	Morning Break	Rhodes
11:30 am - 12:30 pm	Oral Poster 6 - Pelvic Pain	Apollon
11:30 am - 12:30 pm	Oral Poster 7 - Fecal Incontinence/Anorectal Disorders	Athena
11:30 am - 12:30 pm	Video Session 2	Hermes
12:30 pm - 2:00 pm	Lunch	Rhodes
12:45 pm - 1:45 pm	Symposium - DEKA	Euterpe
1:15 pm - 2:45 pm	IUGA Annual Business Meeting	Apollon
3:00 pm - 4:00 pm	Roundtable: Safety First, Avoiding Medico-Legal Pitfalls	Apollon
4:00 pm - 4:30 pm	Afternoon Break	Rhodes
4:30 pm - 5:40 pm	Podium 5 - Basic Science	Apollon
4:30 pm - 5:40 pm	Podium 6 - Epidemiology/QoL	Athena
4:30 pm - 5:40 pm	Podium 7 - Imaging	Hermes
7:00 pm - 12:00 am	Gala Dinner	Hyatt Regency Nice Palais de la Méditerranée

SPECIAL
LECTURES

FRIDAY, JUNE 12TH

MEET THE EXPERTS- Roundtable Breakfast

7:00am - 7:50am

Euterpe

TABLE 1: Management of Mesh-Related Complications

Jan-Paul Roovers

TABLE 2: Ambulatory Urogynaecology – Why Do Trial of Voids Fail?

Ajay Rane

TABLE 3: Complications After Apical Vaginal Prolapse Surgeries (Robotic, Laparoscopic, Vaginal)

Samuel Badalian

TABLE 4: Concepts in the Management of Urethral Diverticula

Sandip Vasavada

TABLE 5: Reviewing a Paper –Tips and Tricks From the Editor-in-Chief

Paul Riss

TABLE 6: Conventional Laparoscopic Sacrocolpopexy: Tips and Tricks

Bruno Deval

TABLE 7: Chronic Pelvic Pain, the Broad View

Bert Messelink

TABLE 8: Controversies in the Approach to Uterine Prolapse

Stephen Jeffery

TABLE 9: The Role of 2D Dynamic and 3D Multicompartment Sonographic Imaging of the Pelvic Floor in the Management of Patients Who Have Undergone Sling Surgery for Stress Urinary Incontinence

Aparna Hegde

TABLE 10: Current and Future Management of Bladder Pain Syndrome.

Stergios K. Doumouchtsis

TABLE 11: Getting it Right: How to Investigate Lower Urinary Tract Dysfunction

Linda Cardozo and Dudley Robinson

TABLE 12: How to Create an Award Winning Pelvic Floor Center

S.Abbas Shobeiri

TABLE 13: Management of Apical Prolapse: Tips and Tricks

Christian Phillips

TABLE 14: Underactive Bladder and Obstruction in Women - How to be Measured

Luis Abranches-Monteiro

TABLE 15: Surgical Techniques for Advanced Stage Pelvic Organ Prolapse

Vani Dandolu

TABLE 16: Analysis of Voiding, Physiology, Pathophysiology, Symptoms, Signs and Urodynamics

Peter Rosier

TABLE 17: Obstetric Perineal/ anal Sphincter Trauma and Anal Incontinence

Ranee Thakar & Abdul Sultan

TABLE 18: Challenges in the Management of Obstetric Fistula- Clinical and Scientific Approaches to Complex Cases

Ambereen Sleemi, MD, MPH

PODIUM 4 - Pelvic Pain

8:00 am - 9:45 pm

Apollon



Chair - IUGA Sohnier Elneil: Co-Chair: Gareth Greeslade - WCAPP

This is a joint session with the World Congress on Abdominal and Pelvic Pain.

- PP22 **RANDOMIZED CONTROLLED TRIAL OF MULTIMODAL PHYSIOTHERAPY TREATMENT COMPARED TO OVERNIGHT TOPICAL LIDOCAINE IN WOMEN SUFFERING FROM PROVOKED VESTIBULODYNIA**
M. MORIN¹, C. DUMOULIN², S. BERGERON³, M. MAYRAND⁴, S. KHALIFE⁵, G. WADDELL⁶, O. DUBOIS¹, M. DUBOIS⁷, *. PVD STUDY GROUP⁸; ¹Rehabilitation, Univ. of Sherbrooke, Sherbrooke, Canada, ²Univ. of Montreal, Montreal, Canada, ³Psychology, Univ. of Montreal, Montreal, Canada, ⁴Obstetrics and Gynecology, Univ. of Montreal, Montreal, Canada, ⁵Obstetrics and Gynecology, McGill Univ., Montreal, Canada, ⁶Obstetrics and Gynecology, Univ. of Sherbrooke, Sherbrooke, Canada, ⁷Community Health Department, Univ. of Sherbrooke, Sherbrooke, Canada, ⁸*PVD Study Group includes the above authors and clinical collaborators Dr. Isabelle Girard, Dr. Yves-André Bureau, Dr. Stéphane Ouellet, Dr. Barbara Reichetzer, Dr. Laurence Simard-Émond and Dr. Ian Brochu, -, Canada.
- PP23 **INTRAVESICAL TREATMENTS WITH HYALURONIC ACID AND CHONDROITIN FOR PAINFUL BLADDER SYNDROME: SYSTEMATIC REVIEW AND META-ANALYSIS**
P. K. MATSUOKA¹, F. P. RODRIGUES¹, A. M. PACETTA¹, E. C. BARACAT¹, J. M. HADDAD²; ¹Univ. of Sao Paulo, São Paulo, Brazil, ²Univ. de Sao Paulo, Sao Paulo, Brazil.
- PP24 **COMPLEMENTARY THERAPIES FOR PAINFUL BLADDER SYNDROME - A SYSTEMATIC REVIEW**
T. VERGHESE¹, P. M. LATTHE²; ¹Obstetrics and gynaecology, Birmingham Women's NHS Fndn. Trust, Birmingham, United Kingdom, ²Birmingham Women's NHS Fndn. Trust, Birmingham, United Kingdom.
- PP25 **PREVALENCE AND RISK FACTORS FOR PELVIC PAIN FOLLOWING MESH IMPLANT SURGERY FOR THE TREATMENT OF PELVIC ORGAN PROLAPSE AND STRESS URINARY INCONTINENCE**
E. J. GELLER¹, E. BABB², A. NACKLEY³, A. KHAN³, D. ZOLNOUN⁴; ¹Urogynecology, UNC-Chapel Hill, Chapel Hill, NC, ²School of Medicine, UNC-Chapel Hill, Chapel Hill, NC, ³School of Dentistry, UNC-Chapel Hill, Chapel Hill, NC, ⁴Pelvic Pain, UNC-Chapel Hill, Chapel Hill, NC.
- PP26 **THE EFFECTIVENESS OF STABILIZING EXERCISES IN PELVIC GIRDLE PAIN DURING PREGNANCY AND AFTER DELIVERY: A SYSTEMATIC REVIEW**
S. ALMOUSA¹, H. LAMPRIANIDOU², G. KITSOULIS³; ¹Private Physiotherapy Practice, Thessaloniki, Greece, ²Private Physiotherapy Practice, Lamia, Greece, ³Univ. Hosp. of Ioannina, Ioannina, Greece.
- PP700 **BARTHOLIN'S GLAND CYSTECTOMY AS A CAUSE OF VULVAR CHRONIC PAIN**
I. M. ORTIZ, T. ARAQUE, P. HOYAS, C. SIGNES PORNIS, M. GARCIA GAMON, C. BAUSET CASTELLO, V. DEJORGE GOMEZ, F. NOHALES ALFONSO; HUP La Fe, Valencia, France.
- PP701 **SURGERY OF THE INFERIOR CLUNEAL NERVE**
R. ROBERT¹, J. LABAT², T. RIAANT², B. RIOULT², M. KHALFALLAH², S. PLOTEAU²; ¹Novelles Cliniques Nantaises, Nantes, France, ²Nouvelles Cliniques Nantaises, Nantes, France.
- PP702 **A STRUCTURAL AUTONOMIC EVALUATION IN CHRONIC PELVIC PAIN SYNDROMES**
G. CHELMISKY, T. CHELMISKY; Med. Coll. of Wisconsin, Milwaukee, WI.
- PP703 **THE RELATIONSHIP BETWEEN PELVIC VEIN INCOMPETENCE AND CHRONIC PELVIC PAIN IN WOMEN: AN EVIDENCE SYNTHESIS**
R. CHAMPANERIA¹, L. SHAH¹, J. MOSS², J. GUPTA¹, J. BIRCH³, L. MIDDLETON¹, J. DANIELS¹; ¹Univ. of Birmingham, Birmingham, United Kingdom, ²North Glasgow Univ. Hospitals, Glasgow, United Kingdom, ³Pelvic Pain Support Network, Birmingham, United Kingdom.
- PP704 **SOMATIC AND PSYCHOSOCIAL DETERMINANTS OF SYMPTOM SEVERITY AND QUALITY OF LIFE IN PATIENTS WITH CHRONIC PELVIC PAIN SYNDROME**
K. LAU¹, G. KETELS², B. LOWE², C. BRUNAH², B. RIEGEL²; ¹Department of Psychosomatic Medicine and Psychotherapy, University Med. Ctr., Hamburg, Germany, ²University Med. Ctr., Hamburg, Germany.

FRIDAY, JUNE 12TH

State of the Art Lecture

Friday, June 12th

10:00 am - 11:00 am

Apollon

Treating Pelvic Pain – A Multidisciplinary Approach

Chairs: Jerome Rigaud WCAPP/ Mauro Cervigini IUGA

This is a joint session with World Congress on Abdominal and Pelvic Pain.

Anatomy of pelvi-perineal innervation - Benoit Rabischong

Global approach to chronic pelvic and perineal pain - Jean-Jacques Labat

The Physiotherapist and chronic pelvic pain - Maeve Whelan

Global pain support in chronic pelvic pain - Alain Waiter

ORAL POSTER 6 - Pelvic Pain

11:30 am - 12:30 pm

Apollon

Chair: Anna Rosmilia; Co-Chair: Thibault Riant; Moderator: Menke Hazewinkel

This is a joint session with the World Congress on Abdominal and Pelvic Pain.

- OP95 **CENTRAL SENSITISATION SYNDROME AMONG WOMEN WITH PELVIC ORGAN PROLAPSE (POP) AND OTHER GYNAECOLOGICAL CONDITIONS.**
M. VIJ¹, A. DAVIES², A. DUA¹, R. FREEMAN¹; ¹Obstetrics and Gynaecology, Derriford Hosp., Plymouth, United Kingdom, ²Anaesthesia, Derriford Hosp., Plymouth, United Kingdom.
- OP96 **PRECLINICAL TESTING OF PUDENDAL NEUROMODULATION AS A BLADDER PAIN THERAPY: NERVE TARGET AND CONCOMITANT OPIOID THERAPY**
X. SU¹, A. RANDICH², J. L. HILL², J. L. MCNAUGHT², B. CLODFELDER-MILLER², D. E. NELSON¹, T. J. NESS²; ¹Medtronic Inc, Minneapolis, MN, ²Univ. of Alabama, Birmingham, AL.
- OP97 **ARE PAIN AND URGENCY THE SAME SENSATIONS FELT AT THE SAME LOCATION?**
N. VEIT-RUBIN, R. CARTWRIGHT, A. U. SINGH, R. KARMARKAR, R. FERNANDO, A. DIGESU, V. KHULLAR; Urogynaecology, Imperial Coll., London, United Kingdom.
- OP98 **A LONG TERM STUDY OF INTRAVESICAL DIMETHYL SULFOXIDE(DMSO)/ HEPARIN/ HYDROCORTISONE/BUPIVACAINE THERAPY FOR INTERSTITIAL CYSTITIS(IC)/BLADDER PAIN SYNDROME(BPS)**
Y. N. LIM¹, D. KARMAKAR², C. J. MURRAY³, E. A. THOMAS⁴, A. ROSAMILIA⁵, P. L. DWYER⁶; ¹Urogynaecology, Mercy Hosp. for Women, Heidelberg, Australia, ²Univ. of Aberdeen, Aberdeen, United Kingdom, ³Mercy Hosp. for Women, Heidelberg, Australia, ⁴Mercy Hosp. for Women, HEIDELBERG, Australia, ⁵Monash Hlth., Monash Univ. & Cabrini Hospital, Melbourne, Australia, ⁶Mercy Hospital for Women, Melbourne, Australia.
- OP705 **ENDOMETRIOSIS AND PELVIC SENSITIZATION. INFLUENCE OF THE DURATION OF THE DISEASE**
S. PLOTEAU¹, A. DE PITRAY², A. LEVESQUE², J. LABAT²; ¹Ctr. Federatif de Pelvi-Perineologie; Service de Gynecologie et Obstetrique, Nantes, France, ²Ctr. Federatif de Pelvi-Perineologie, Nantes, France.
- OP706 **AMBULATORY DISCONTINUOUS PERIPHERAL PUDENDAL NERVE BLOCK BY A PERINEURAL CATHETER CONNECTED TO A SUPRA-PUBIC PORTACATH FOR INTRACTABLE PUDENDAL NEURALGIA**
E. BAUTRANT; Private Med. Ctr., Provence, France.
- OP707 **PARTNER BEHAVIORAL RESPONSES TO PAIN MEDIATE THE RELATIONSHIP BETWEEN PARTNER PAIN COGNITIONS AND PAIN OUTCOMES IN WOMEN WITH PROVOKED VESTIBULODYNIA.**
S. DAVIS¹, S. BERGERON², G. SADIKA³, S. CORSINI-MUNT², M. STEBEN²; ¹Univ. of Toronto; Univ. de Montreal, Toronto, Canada, ²Univ. de Montreal, Montreal, Canada, ³McGill University, Montreal, Canada.

NEW! Mini State of the Art Lecture

12:12 pm - 12:25 pm

Apollon



Urinary Biomarkers: Fact or Fantasy? - Francisco Cruz

ORAL POSTER 7 - Fecal Incontinence/Anorectal Disorders

11:30 am - 12:30 pm

Athena

Chair: Abdul Sultan; Co-Chair: Guillaume Meurette; Moderator: Gans Thiagamoorthy

- OP99 **BARRIERS TO CARE-SEEKING FOR ACCIDENTAL BOWEL LEAKAGE**
H. W. BROWN¹, M. E. WISE², R. G. ROGERS³; ¹Obstetrics and Gynecology & Urology, Univ. of Wisconsin - Madison, Madison, WI, ²Sonderregger Research Center, School of Pharmacy, Univ. of Wisconsin - Madison, Madison, WI, ³Univ. of New Mexico, Albuquerque, NM
- OPI00 **OUTCOME OF SUBSEQUENT DELIVERY IN WOMEN WITH PREVIOUS OBSTETRIC ANAL SPHINCTER INJURY (OASIS)**
M. THIEL, R. BEHRENS; Obstetrics and Gynaecology, Royal Hampshire County Hosp., Winchester, United Kingdom
- OPI01 **CULTURAL ADAPTATION AND VALIDATION OF WEXNER SCALE IN PATIENTS WITH ANAL INCONTINENCE IN BRAZILIAN POPULATION**
M. F. MEINBERG, A. M. FONSECA, M. V. MONTEIRO, D. V. LUCAS, A. L. FILHO, E. M. FIGUEIREDO, L. FONSECA; Faculdade de Med. da Univ. Federal de Minas Gerais, Belo Horizonte, Brazil.
- OPI02 **COMPARISON OF RESIDUAL ANAL SPHINCTER DEFECT, FECAL INCONTINENCE SCORE AND SEXUAL FUNCTIONS**
P. HUBKA¹, K. SVABIK², J. MASATA³, A. MARTAN⁴; ¹Dept. of Obstetrics and Gynecology, GUH and Charles Univ., Prague, Czech Republic, ²Charles Univ. in Prague, Gen. Univ. H, Prague, Czech Republic, ³Obstet. Gynecol. Dpt., GUH and Charles Univ., Prague, Czech Republic, ⁴Dpt. of Obstet. and Gynecol., 1st Faculty of Med., Prague, Czech Republic.
- OPI03 **RELATIONSHIP BETWEEN RADIOGRAPHIC AND CLINICAL RECTOCELES IN WOMEN WITH CONSTIPATION: IS THERE A DISEASE CONTINUUM?**
A. M. JOHNSON¹, S. J. PULLIAM¹, C. FOUST-WRIGHT¹, L. BORDEIANOU², L. SAVITT², M. M. WEINSTEIN¹; ¹Department of Vincent Obstetrics, Gynecology and Reproductive Biology, Division of Female Pelvic Med, From the Ctr. for Pelvic Floor Disorders, Massachusetts Gen. Hosp., Harvard Med. Sch., Boston, MA, ²Division of General and Gastrointestinal Surgery, Colorectal Surgery Program, From the Ctr. for Pelvic Floor Disorders, Massachusetts Gen. Hosp., Harvard Med. Sch., Boston, MA.
- OPI04 **SIGNS AND SYMPTOMS COMPARED TO IMAGING FINDINGS IN WOMEN WITH OBSTRUCTED DEFECATION SYNDROME**
I. M. VAN GRUTING¹, R. THAKAR¹, A. STANKIEWICZ², A. H. SULTAN¹; ¹Obstetrics and Gynaecology, Croydon Univ. Hosp., London, United Kingdom, ²Radiology, Croydon Univ. Hosp., London, United Kingdom.
- OPI05 **CORRELATION BETWEEN POSTERIOR PELVIC PROLAPSE AND SEVERITY OF DEFECATORY AND FECAL INCONTINENCE SYMPTOMS IN WOMEN**
L. R. BEZERRA¹, K. L. AUGUSTO², S. M. REGADAS², J. VASCONCELOS², C. VASCONCELOS³, A. P. BILHAR¹, S. A. KARBAGE⁴, I. P. FROTA²; ¹Saúde Materno Infantil, Federal Univ. of Ceara, Fortaleza, Brazil, ²Cirurgia, Federal Univ. of Ceara, Fortaleza, Brazil, ³Univ. Federal do Ceará, Fortaleza, Brazil, ⁴Univ. de Fortaleza, Fortaleza - Ceará, Brazil.

NEW! Mini State of the Art Lecture

12:12 pm - 12:25 pm

Athena

Obstetrics Anal Sphincter Injuries - How do you Deliver Next Time? - Abdul Sultan

FRIDAY, JUNE 12TH

VIDEO SESSION 2

11:30 am - 12:30 pm

Hermes

Chair: Joe Lee; Co-Chair: André Bongain; Moderator: Dorothy Kammerer-Doak

- VID06 **A SELF-RETAINING SUPPORT DEVICE FOR THE TREATMENT OF PELVIC ORGAN PROLAPSE**
M. CERVIGNI¹, A. PADOA²; ¹Catholic Univ. Hosp., Rome, Italy, ²Assaf Harofeh Med. Ctr., Nes Ziona, Israel.
- VID07 **RECTOVAGINAL SEPTOPLASTY: AN ANATOMIC APPROACH TO RECTOCELE REPAIR**
F. G. GOULD¹, S. AL-SALIHI², M. CAREY³; ¹Department of Urogynaecology, Royal Women's Hospital, Parkville, Melbourne, Australia, ²The Royal Women's Hosp., Melbourne, Australia, ³Royal Womens Hosp., Parkville, Victoria, Australia.
- VID08 **PERSISTENT DEFECATORY DYSFUNCTION FOLLOWING POSTERIOR TRANSVAGINAL MESH PROCEDURES**
C. O. HUDSON¹, P. MITTAL², D. R. KARP¹; ¹Gynecology and Obstetrics, Emory Univ. Sch. of Med., Atlanta, GA, ²Radiology, Emory Univ. Sch. of Med., Atlanta, GA.
- VID09 **REPAIR OF COLO-VAGINAL FISTULA FOLLOWING ANASTOMOTIC BREAK DOWN FROM ALTEMEIER PROCEDURE**
J. YEUNG¹, S. KELLEY², C. C. CRISP³, R. N. PAULS⁴, S. D. KLEEMAN⁵; ¹Female Pelvic Medicine and Reconstructive Surgery, Good Samaritan Hosp./TriHlth., Cincinnati, OH, ²Department of Surgery, Good Samaritan Hosp./TriHlth., Cincinnati, OH, ³Good Samaritan Hosp., TriHlth., Cincinnati, OH, ⁴Good Samaritan Hosp., Cincinnati, OH, ⁵TriHlth/ Good Samaritan Hosp., Cincinnati, OH.
- VID10 **APICAL SLING: AN APPROACH TO POST-HYSTERECTOMY VAULT PROLAPSE**
A. ALAS¹, L. M. ESPAILLAT-RIJO², H. DEVAKUMAR¹, E. A. HURTADO², G. W. DAVILA²; ¹Female Pelvic Medicine and Reconstructive Surgery, Cleveland Clinic Florida, Weston, FL, ²Cleveland Clinic Florida, Weston, FL.

Roundtable

3:00 - 4:00 pm

Apollon

Safety First, Avoiding Medico-Legal Pitfalls

Session Chairs: Eckhard Petri and G. Willy Davila
Mohan C. Regmi
Peter Dwyer
Don Ostergard
Karl Tamussino

PODIUM 5 - Basic Science

4:30 pm - 5:40 pm

Apollon

Chair: Jan DePrest; Co-Chair: Daniel Chevallier; Moderator: Jorge Milhem Haddad

Best Abstract Award WINNER!

- PP27 IDENTIFICATION OF TWO NOVEL GENOMIC LOCI ASSOCIATED WITH STRESS AND URGENCY URINARY INCONTINENCE IN A GENOME WIDE ASSOCIATION STUDY**
R. CARTWRIGHT¹, L. FRANKLIN², P. MIOTLA³, S. LINC⁴, K. B. KLUIVERS⁴, M. PALMER⁵, M. KIVIMAKI⁶, A. WONG⁷, D. KUH⁷, M. JARVELIN¹, A. WALLEY¹, V. KHULLAR⁸; ¹Epidemiology & Biostatistics, Imperial Coll. London, London, United Kingdom, ²Women's Health Research Centre, Imperial Coll., London, United Kingdom, ³2nd Dept. of Gynecology, Med. Univ., Lublin, Poland, ⁴Department of Urogynecology, Radboud Univ. Med. Ctr., Nijmegen, Netherlands, ⁵Department of Urology, Univ. of Washington, Washington, WA, ⁶Genetic Epidemiology, Univ. Coll. London, London, United Kingdom, ⁷MRC Unit for Lifelong Health and Ageing, Univ. Coll. London, London, United Kingdom, ⁸Department of Urogynecology, Imperial Coll. London, London, United Kingdom.

- PP28 DEVELOPMENT OF AN ENGINEERED UROTHELIUM FROM ADULT HUMAN BLADDER STEM CELLS TO MODEL CHRONIC BACTERIAL INFECTION**
H. HORSLEY¹, J. MALONE-LEE², J. L. ROHN³; ¹Centre for Clinical Science & Technology, Univ. Coll. London, London, United Kingdom, ²Univ. College London, London, United Kingdom, ³Univ. Coll. London, London, United Kingdom.
- PP29 OXIDATIVE DEGRADATION OF POLYPROPYLENE PELVIC MESH IN VITRO**
S. A. GUELCHER, R. F. DUNN; Chemical and Biomolecular Engineering, Vanderbilt Univ., Nashville, TN.
- PP30 CANNABINOID RECEPTOR EXPRESSION IN THE BLADDER IS ALTERED IN DETRUSOR OVERACTIVITY**
E. BAKALI¹, J. MCDONALD², R. A. ELLIOTT³, D. G. LAMBERT², D. G. TINCELLO¹; ¹Univ. of Leicester, Leicester, United Kingdom, ²Cardiovascular Sciences, Univ. of Leicester, Leicester, United Kingdom, ³Health Sciences, Univ. of Leicester, Leicester, United Kingdom.
- PP31 POTENTIAL GENETIC BASIS FOR FAILURE OF LAPAROSCOPIC SACROCOLPOPEXY: A MISSENSE MUTATION IN THE ZFYVE16 GENE.**
S. M. ST LOUIS¹, P. CULLIGAN¹, C. SALAMON¹, J. PAGNILLO¹, C. M. LEWIS¹, D. M. TAYLOR², N. R. TREFF², R. T. SCOTT²; ¹Urogynecology, Atlantic Hlth. System, Morristown, NJ, ²Reproductive Med. Associates of New Jersey, Basking Ridge, NJ.
- PP32 EFFECTS OF CESAREAN DELIVERY VERSUS VAGINAL DELIVERY ON THE PELVIC FLOOR IN SQUIRREL MONKEYS: A RANDOMIZED CONTROLLED TRIAL**
F. M. LINDO¹, E. S. CARR¹, M. REYES¹, J. M. GENDRON², J. C. RUIZ³, V. PARKS³, W. LARSEN¹, T. J. KUEHL¹; ¹FPMRS, Baylor Scott & White Hlth. care, Texas A&M Hlth. Sci. Ctr., SOM, Temple, TX, ²Radiology, Baylor Scott & White Hlth. care, Texas A&M Hlth. Sci., Temple, TX, ³Department of Veterinary Sciences, The Univ. of Texas MD Anderson Michale E Keeling Ctr. for Comparative Med. and Res., Bastrop, TX.
- PP33 POST-PARTUM INTRAPERITONEAL (IP) INJECTION OF BONE MARROW-DERIVED MESENCHYMAL STEM CELLS (BM-MSC) INTO LYSYL OXIDASE LIKE-1 KNOCKOUT (LOXLI KO) MICE HOME PREFERENTIALLY TO THE VAGINA AND URETHRA**
J. PIZARRO-BERDICHEVSKY¹, N. WALKER², B. M. COURI³, A. BORAZJANI³, S. D. GONZALEZ-RAMOS³, M. KUANG³, B. M. BALOG³, H. B. GOLDMAN⁴, M. S. DAMASER³; ¹Urogynecology Unit /Division Obstetricia y Ginecologia /Female Urology, H. Dr. Sotero del Rio; Univ. Catolica; Clev, Cleveland, OH, ²Cleveland Clinic Lerner College of Medicine, Cleveland Clinic - Case Western Univ., Cleveland, OH, ³Cleveland Clinic, Cleveland, OH, ⁴Cleveland clinic, cleveland, OH.

PODIUM 6 - Epidemiology/QoL

4:30 pm - 5:40 pm

Athena

Chair: Sylvia Botros-Brey; Co-Chair: Zeelha Abdool; Moderator: Wolfgang Umek

- PP34 PERIOPERATIVE BEHAVIORAL THERAPY & PELVIC MUSCLE STRENGTHENING DOES NOT IMPROVE QUALITY OF LIFE AFTER APICAL PROLAPSE SURGERY: A RANDOMIZED CONTROLLED TRIAL**
A. C. WEIDNER¹, M. D. BARBER², A. D. MARKLAND³, D. D. RAHN⁴, Y. HSU⁵, E. R. MUELLER⁶, S. JAKUS-WALDMAN⁷, K. Y. DYER⁸, L. K. WARREN⁹, M. GANTZ⁹, S. MEIKLE¹⁰; ¹Duke Univ., Durham, NC, ²Cleveland Clinic, Cleveland, OH, ³Univ. of Alabama at Birmingham, Birmingham VA, Birmingham, AL, ⁴Univ. of Texas Southwestern Med. Ctr., Dallas, TX, ⁵Univ. of Utah, Salt Lake City, UT, ⁶Loyola Univ. Chicago Stritch Sch. of Medici, Maywood, IL, ⁷Southern California Kaiser Permanente, Downey, CA, ⁸Kaiser Permanente, San Deigo, CA, ⁹RTI Intl., Research Triangle Park, NC, ¹⁰NIH, Bethesda, MD.
- PP35 THE LONG-TERM EFFECTS OF VACUUM EXTRACTION DELIVERY ON PELVIC FLOOR FUNCTION**
M. GYHAGEN, I. NILSSON, S. AKERVALL, I. MILSOM; Clinical Sci.s, Sahlgrenska Academy at Gothenburg Univ., Gothenburg, Sweden.
- PP36 THE PREVALENCE OF COGNITIVE IMPAIRMENT IN WOMEN OVER AGE 55 PRESENTING FOR TREATMENT OF PELVIC FLOOR DISORDERS**
C. M. KUNKLE¹, M. ABERNETHY¹, L. VAN TONGEREN¹, V. L. HANDA¹, T. B. FASHOKUN¹, E. J. WRIGHT², J. L. BLOMQUIST³, C. CHEN¹; ¹Obstetrics and Gynecology, Johns Hopkins, Baltimore, MD, ²Urology, Johns Hopkins, Baltimore, MD, ³Greater Baltimore Med. Ctr., Baltimore, MD.
- PP37 MESH COMPLICATIONS IN US AFTER TRANSVAGINAL MESH REPAIR VERSUS ABDOMINAL OR LAPAROSCOPIC SACROCOLPOPEXY**
V. DANDOLU, P. PATHAK; Univ. of Nevada Sch. of Med., Las Vegas, NV.

- PP38 DELIVERY MODE, LEVATOR AVULSION AND OBSTETRIC ANAL SPHINCTER INJURY TWENTY YEARS AFTER CHILDBIRTH**
S. LIN¹, I. KAMISAN ATAN², P. HERBISON¹, H. DIETZ², P. D. WILSON FOR PROLONG STUDY¹; ¹Univ. of Otago, Dunedin, New Zealand, ²Univ. of Sydney, Penrith, Australia.
- PP39 THE PREVALENCE OF URINE INCONTINENCE IN NULLIPAROUS FEMALE ATHLETES: A SYSTEMATIC REVIEW**
S. ALMOUSA¹, H. MOSER², G. KITSOULIS³; ¹Private Physiotherapy practice, Thessaloniki, Greece, ²Helmos Physiotherapy Practice, Bern, Switzerland, ³Univ. Hosp. of Ioannina, Ioannina, Greece.
- PP40 Turkish Adaptation of Four Questionnaires for Patients with Overactive Bladder: The Overactive Bladder Questionnaire (OAB-q), Patient Perception of Bladder Condition (PPBC), Urgency Questionnaire (UQ), and the Primary OAB Symptom Questionnaire (POSQ)**
E. ASLAN¹, O. YALCIN², N. KIZILKAYA BEJİ³, F. GUNGOR UGURLUCAN⁴, H. AYYILDIZ ERKAN⁵, G. AYVACIKLI⁴; ¹Department of Obstetrics and Gynecological Nursing, Istanbul Univ. Florence Nightingale Faculty of Nursing, Istanbul, Turkey, ²Department of Obstetrics and Gynecology, Istanbul Univ. Istanbul Sch. of Med., Istanbul, Turkey, ³Department of Obstetrics and Gynecological Nursing, Istanbul Univ. Florence Nightingale Faculty of Nursing, Istanbul, Turkey, ⁴Department of Obstetrics and Gynecology, Istanbul Univ. Istanbul Sch. of Med., Istanbul, Turkey, ⁵Department of Obstetrics and Gynecology, Istanbul Univ. Istanbul Sch. of Med., Istanbul, Turkey.

PODIUM 7 - Imaging

4:30 pm - 5:40 pm

Hermes

Chair: Phil Tooze-Hobson; Co-Chair: Denis Savary; Moderator: Hans Peter Dietz

- PP41 URGENCY URINARY INCONTINENCE AND THE INTEROCEPTIVE NETWORK: BRAIN RESPONSES TO URGE PERCEPTION**
L. H. KETAI¹, Y. M. KOMESU², A. R. MAYER³, A. B. DODD⁴, J. M. LING³, R. G. ROGERS⁵; ¹Radiology, Univ. of New Mexico Hlth.Sci. Ctr., Albuquerque, NM, ²Urogynecology Dept Ob-Gyn, Univ. of New Mexico Hlth.Sci. Ctr., Albuquerque, NM, ³Neuroscience, Mind Res. Network and Univ. of New Mexico Hlth.Sci. Ctr., Albuquerque, NM, ⁴Neuroscience, Mind Res. Network and Univ. of New Mexico Hlth.Sci. Ctr., Albuquerque, NM, ⁵Urogynecology Dept OBGYN, Univ. of New Mexico Hlth.Sci. Ctr., Albuquerque, NM.
- PP42 DOES ANAL SPHINCTER TRAUMA HEAL?**
V. DELLA ZAZZERA, I. KAMISAN ATAN, R. A. GUZMAN ROJAS, S. E. LANGER, H. DIETZ; Sydney Medical School Nepean, Univ. of Sydney, Penrith, Australia.
- PP43 ACCURACY OF EVACUATION PROCTOGRAM, MRI AND ULTRASOUND FOR DETECTING POSTERIOR COMPARTMENT DISORDERS**
I. M. VAN GRUTING¹, R. THAKAR¹, A. STANKIEWICZ², A. H. SULTAN¹; ¹Obstetrics and Gynaecology, Croydon Univ. Hosp., London, United Kingdom, ²Radiology, Croydon Univ. Hosp., London, United Kingdom.
- PP44 ST. MARK'S INCONTINENCE SCORE AND RESIDUAL ANAL SPHINCTER DEFECTS ON TRANSPERINEAL ULTRASOUND**
C. PAKA¹, I. KAMISAN ATAN², H. DIETZ²; ¹Johns Hopkins Sch. of Med., Baltimore, MD, ²Univ. of Sydney, Penrith, Australia.
- PP45 POSTPARTUM 2D AND 3D ULTRASOUND MEASUREMENTS OF THE ANAL SPHINCTER COMPLEX IN WOMEN WITH OBSTETRIC ANAL SPHINCTER INJURIES.**
E. MARTINEZ-FRANCO¹, C. ROS², M. M. WOZNIAK³, N. ELIAS², M. LOPEZ², M. PALACIO², A. P. WIECZOREK⁴, M. ESPUÑA²; ¹Hosp. Sant Joan de Déu, Sant Boi del Llobregat, Spain, ²Hosp. Clinic Barcelona, Barcelona, Spain, ³Med. Univ. of Lublin, Lublin, Poland, ⁴Med. Univ. of Lublin, Barcelona, Spain.
- PP46 COMPARISON OF MUSCULO-FASCIAL DEFECTS OF FEMALE PELVIC FLOOR BETWEEN SYMPTOMATIC AND ASYMPTOMATIC PRIMIPARAS AS SEEN IN MAGNETIC RESONANCE IMAGING- A MULTIPLANAR ANALYSIS**
M. KRČMAR¹, L. KROFTA², I. URBANKOVA³, L. HYMPANOVA¹, J. FEYEREISL⁴, K. GROHREGIN⁵; ¹urogynecology, Inst. for the care of mother and child, Prague 4, Czech Republic, ²Inst. for the care of mother and child, Prague 4, Czech Republic, ³KU Leuven, Leuven, Belgium, ⁴Inst. for the care of mother and child, Prague 4, Czech Republic, ⁵Inst. for the Care of the Mother and Child, Prague, Czech Republic.
- PP47 PELVIC FLOOR 3D ULTRASOUND OF WOMEN WHO UNDERWENT TVT-R, TVT-O AND TVT-S SURGERY AT THREE YEARS FOLLOW-UP**
C. A. RODRIGUES¹, Z. I. JÁRMY-DI BELLA¹, A. H. BIANCHI-FERRARO², E. V. ZUCCHI¹, M. L. GRIMBAUM¹, L. TORELLI¹, L. TORELLI¹, M. G. SARTORI³, R. A. CASTRO², M. A. BORTOLINI², M. J. GIRAÓ¹; ¹Gynecology, Federal Univ. of São Paulo, São Paulo, Brazil, ²Federal Univ. of São Paulo, São Paulo, Brazil, ³Escola Paulista de Med., São Paulo, Brazil.

Saturday, June 13, 2015		
7:30 am - 11:30 am	Registration & Badge Pickup	Agora I
8:00 am - 9:25 am	Podium 8 - Stress Urinary Incontinence	Apollon
9:30 am - 10:30 am	Points of View: My operation is best with intrinsic Sphincter Deficiency	Apollon
10:30 am - 11:00 am	Morning Break	Foyer
11:00 am - 12:12 pm	Oral Poster 8 - Stress Incontinence	Apollon
11:00 am - 12:12 pm	Oral Poster 9 - Prolapse	Athena
11:00 am - 12:12 pm	Oral Poster 10 - Misc	Hermes
12:30 pm - 1 :00 pm	Closing Remarks	Hermes

SPECIAL
LECTURES

SATURDAY, JUNE 13TH

PODIUM 8 - Stress Urinary Incontinence

8:00 am - 9:25 am

Apollon

Chair: Harry Vervest; Co-Chair: Hans Van Geelen

- PP48 **LONG-TERM OUTCOMES (8-YEARS) FROM THE PROSPECTIVE RANDOMIZED CONTROL TRIAL OF TRANS-OBTURATOR TAPES FOR STRESS INCONTINENCE IN WOMEN (THE ETOT STUDY).**
D. KARMAKAR, A. MOSTAFA, M. ABDEL-FATTAH; Obstetrics and Gynaecology, Univ. of Aberdeen, Aberdeen, United Kingdom.
- PP49 **LAPAROSCOPIC COLPOSUSPENSION FOR URINARY INCONTINENCE IN WOMEN, A COCHRANE REVIEW**
J. FREITES¹, W. AGUR², F. STEWART³, C. M. GLAZENER⁴, M. OMAR⁴, N. DEAN¹; ¹Obstetrics and Gynaecology, York Teaching Hosp. NHS Fndn. Trust, York, United Kingdom, ²NHS Ayrshire & Arran, Kilmarnock, United Kingdom, ³Cochrane Incontinence Review Group, Univ. of Aberdeen, Aberdeen, United Kingdom, ⁴Univ. of Aberdeen, Aberdeen, United Kingdom.
- PP50 **A RANDOMIZED COMPARISON OF SINGLE INCISION MIDURETHRAL SLING (MINIARC) AND STANDARD MIDURETHRAL SLING (MONARC) IN WOMEN WITH STRESS URINARY INCONTINENCE: RESULTS AT 36 MONTHS FOLLOW-UP.**
R. P. SCHELLART¹, K. OUDE RENGIERINK², D. DE RIDDER³, B. KIMPE⁴, J. P. LUCOT⁵, F. VAN DER AA³, M. DIJKGRAAF⁶, J. ROOVERS²; ¹Obstetrics and Gynecology, Spaarne Gasthuis, Haarlem, Netherlands, ²Obstetrics and Gynecology, Academic Med. Ctr., Amsterdam, Netherlands, ³Urology, Univ. Hosp. KU Leuven, Leuven, Belgium, ⁴Urology, AZ St Lucas Ziekenhuis, Bruges, Belgium, ⁵Obstetrics and Gynecology, Jeanne de Flandre Hosp., Lille Cedex, France, ⁶Clinical Research Unit, Academic Med. Ctr., Amsterdam, Netherlands.
- PP51 **WHICH MID-URETHRAL SLING FOR INTRINSIC SPHINCTER DEFICIENCY RELATED STRESS URINARY INCONTINENCE IN WOMEN: A SYSTEMATIC REVIEW AND META-ANALYSIS**
A. FORD¹, J. OGAI²; ¹Bradford Royal Infirmary, Bradford, United Kingdom, ²Univ. Hosp. of Morecambe Bay, Cumbria, United Kingdom.
- PP52 **A RANDOMIZED, CONTROLLED CLINICAL TRIAL OF AN INTRAVESICAL PRESSURE-ATTENUATION BALLOON SYSTEM FOR THE TREATMENT OF STRESS URINARY INCONTINENCE IN FEMALES**
J. WYNDAELE¹, S. DE WACHTER², G. A. TOMMASELLI³, K. EVERAERT⁴, D. P. MICHIELSEN⁵, G. A. VAN KOEVERINGE⁶; ¹Univ. Antwerp, Edegem, Belgium, ²Univ. Hosp. antwerpen - Univ. antwerp, Edegem, Belgium, ³Univ. of Naples, Naples, Italy, ⁴Ghent Univ. Hosp., Ghent, Belgium, ⁵UZ Brussel, brussels, Belgium, ⁶Maastricht Univ. Med. Ctr., Maastricht, Netherlands.
- PP53 **RETROPUBIC TENSION-FREE VAGINAL TAPE AND INSIDE-OUT TRANSOBTURATOR TAPE: A LONG-TERM RANDOMIZED TRIAL**
L. ZHU¹, Z. ZHANG²; ¹Department of Gynecology and Obstetrics, Peking Union Med. Coll. Hosp., Beijing, China, ²Department of Obstetrics and Gynecology, Peking Union Med. Coll. Hosp., Beijing, China.
- PP54 **A NEW VALIDATED SCORE FOR DETECTING PATIENT-REPORTED SUCCESS ON POSTOPERATIVE ICIQ-SF: A NOVEL TWO-STAGE ANALYSIS FROM TWO LARGE RCT COHORTS.**
D. KARMAKAR, A. MOSTAFA, M. ABDEL-FATTAH; Univ. of Aberdeen, Aberdeen, United Kingdom.
- PP55 **MINIARC MONARC SUBURETHRAL SLING IN WOMEN WITH STRESS URINARY INCONTINENCE - AN RCT - 36M FOLLOW UP**
J. LEE¹, A. ROSAMILIA², P. L. DWYER³, Y. N. LIM⁴, R. MULLER⁵, E. A. THOMAS⁶, C. J. MURRAY⁴, A. LEITCH⁷; ¹Mercy Hosp. for Women, MELBOURNE, Australia, ²Monash Hlth., Monash Univ. & Cabrini Hospita, Melbourne, Australia, ³Mercy Hospital for Women, Melbourne, Australia, ⁴Mercy Hosp. for Women, Heidelberg, Australia, ⁵James Cook Univ., Townsville, Australia, ⁶Mercy Hosp. for Women, HEIDELBERG, Australia, ⁷Pelvic Floor Clinic, Monash Med. Ctr., MELBOURNE, Australia.

Points of View

9:30 am - 10:30 am

Apollon

My Operation is Best with Intrinsic Sphincter Deficiency

Session Chairs: Steven Swift & Emmanuel Chartier-Kastler

Speakers: Pierre Costa, Philippe Zimmern, Renaud de Tayrac, Roger Dmochowski

ORAL POSTER 8 - Stress Urinary Incontinence

11:00 am - 12:12 pm

Apollon

Chair: Stephen Jeffrey; Moderator: Oliver Daly



- OPI06 PROSPECTIVE RANDOMIZED COMPARISON OF THE TRANS-OBTURATOR MID-URETHRAL SLING AND THE SINGLE-INCISION SLING IN WOMEN WITH STRESS URINARY INCONTINENCE: ONE-YEAR FOLLOW-UP STUDY**
M. HUSER¹, I. BELKOV¹, P. JANKU¹, J. TEXL¹, J. JARKOVSKY², P. VENTRUBA¹; ¹Department of Obstetrics and Gynecology, Brno Univ. Hosp. and Masaryk Univ. Med. Schol, Brno, Czech Republic, ²Inst. of Biostatistics and Analyses of Masaryk Univ. Med. Sch., Brno, Czech Republic.
- OPI07 SINGLE INCISION - NEEDLELESS AND INSIDE-OUT TVT-O: A MULTICENTRE CLINICAL EQUIVALENT RANDOMISED TRIAL WITH PRELIMINARY 6 MONTHS AND ONE YEAR OUTCOME FOR STRESS URINE CONTINENCE**
J. A. VAN RENSBURG¹, S. T. JEFFERY², H. A. SANDENBERGH¹, L. JUUL¹, D. W. STEYN¹; ¹Obstetrics and Gynaecology, Stellenbosch Univ., Tygerberg, South Africa, ²Univ. of Cape Town, Cape town, South Africa.
- OPI08 RANDOMIZED PROSPECTIVE TRIAL OF A COMPARISON OF THE EFFICACY OF TVT-O AND TVT SECUR SYSTEM IN THE TREATMENT OF STRESS URINARY INCONTINENT WOMEN - LONG-TERM RESULTS WITH A MINIMUM OF FIVE YEARS FOLLOW-UP.**
J. MASATA¹, K. SVABIK², P. HUBKA³, A. MARTAN⁴; ¹Obstet. Gynecol. Department, Gen. Univ. Hosp., 1st Med. Faculty, Charles Univ., Prague, Czech Republic, ²Charles Univ. in Prague, Gen. Univ. H, Prague, Czech Republic, ³GUH and Charles Univ., Prague, Czech Republic, ⁴Dpt. of Obstet. and Gynecol., 1st Faculty of Med., Prague, Czech Republic.
- OPI09 EFFICACY AND SAFETY OF SOLIFENACIN SUCCINATE TABLETS VERSUS SOLIFENACIN SUCCINATE TABLETS WITH LOCAL OESTROGEN FOR OVERACTIVE BLADDER IN POST-MENOPAUSAL WOMEN-A MULTI-CENTRE, RANDOMISED, OPEN, CONTROLLED COMPARISON STUDY**
F. JIANG, L. ZHU; Department of Obstetrics and Gynecology, Peking Union Med. Coll. Hosp., Beijing, China.
- OPI10 ADHERENCE TO PELVIC FLOOR MUSCLE TRAINING IN WOMEN WITH URINARY INCONTINENCE: SECONDARY ANALYSIS OF A RANDOMIZED TRIAL ASSESSING THE EFFECT OF VAGINAL SPHERES.**
O. PORTA¹, M. CAMPILLO¹, M. SIMO¹, C. DOSOUTO¹, J. VARA², M. DIAZ³, P. DIAZ³; ¹Obstetrics & Gynecology, Hosp. de la Santa Creu i Sant Pau, Barcelona, Spain, ²Hosp. Doce de Octubre, Madrid, Spain, ³Obstetrics & Gynecology, Hosp. Virgen de las Nieves, Granada, Spain
- OPI11 FIRST RESULTS IN A RANDOMIZED CLINICAL TRIAL TO COMPARE SOLIFENACIN AND BILATERAL MESH REPLACEMENT OF THE UTEROSACRAL LIGAMENTS IN THE TREATMENT OF URGENCY URINARY INCONTINENCE IN WOMEN (URGE I study)**
S. LUDWIG, P. MALLMANN, W. JAGER; Univ. of Cologne, Dept. of OB GYN, Köln, Germany.
- OPI12 EFFECT OF PELVIC FLOOR AND HIP MUSCLE STRENGTHENING IN THE TREATMENT OF STRESS URINARY INCONTINENCE: RANDOMIZED BLIND CLINICAL TRIAL**
S. A. MARQUES¹, S. B. SILVEIRA², J. M. HADDAD³, A. C. PÁSSARO¹, B. C. EDMUND¹, E. A. FERREIRA¹; ¹Department of Physical Therapy, Speech and Occupational Therapy, Sch. of Med., Univ. of São Paulo, São Paulo, Brazil, ²Hosp. UNIVERSITARIO DA UNIVERSIDADE DE SAO PAUL, SAO PAULO, Brazil, ³Univ. de Sao Paulo, Sao Paulo, Brazil.
- OPI13 TVT OBJECTIVE OUTCOMES IN RELATION TO OBESITY AT FIVE YEARS.**
K. H. MOORE¹, K. PARKINS², J. B. MCKENNA¹, Y. CHENG³; ¹Urogynaecology, UNSW, Short Street, Kogarah, Australia, ²Urogynaecology, St George Hosp., Short Street, Kogarah, Australia, ³Univ. of New South Wales, Kogarah, Australia.
- OPI14 355 SINGLE INCISION AJUST TAPES PERFORMED UNDER LOCAL ANAESTHETIC: A RETROSPECTIVE CASE SERIES**
A. A. FORD, R. ASSASSA; Mid Yorkshire NHS Trust, Wakefield, United Kingdom
- OPI15 RANDOMIZED, DOUBLE-BLIND, SHAM-CONTROLLED EVALUATION OF THE EFFECT OF MAGNETIC STIMULATION IN PATIENTS WITH URODYNAMIC STRESS URINARY INCONTINENCE**
T. YAMANISHI¹, K. YASUDA², K. KAGA¹, M. FUSE¹; ¹Urology, Continence Ctr., Dokkyo Med. Univ., Tochigi, Japan, ²Urology, Koshigaya Hosp., Dokkyo Med. Univ., Saitama, Japan.
- OPI16 SUPERVISED VERSUS NON-SUPERVISED PELVIC FLOOR MUSCLE TRAINING FOR STRESS URINARY INCONTINENCE: RANDOMIZED CONTROLLED TRIAL**
F. F. FITZ, L. STÜPP, T. F. COSTA, M. G. SARTORI, M. J. GIRÃO, R. A. CASTRO; Gynecology Department, Federal Univ. of Sao Paulo, Sao Paulo, Brazil.

SATURDAY, JUNE 13TH

- OPI17 **10-YEAR FOLLOW-UP AFTER THE TVT-O PROCEDURE FOR STRESS URINARY INCONTINENCE**
D. ULRICH¹, S. HÖLBER², A. TAMMA², G. TRUTNOVSKY¹, V. BJELIC-RADISIC¹, M. KLAMBAUER¹, K. TAMUSSINO¹, T. AIGMÜLLER¹; ¹Department of Obstetrics and Gynaecology, Med. Univ. Graz, Graz, Austria, ²Department of Obstetrics and Gynaecology, Wilhelminen Hosp., Vienna, Austria.

ORAL POSTER 9 - Prolapse

11:00 am - 12:12 pm

Athena

Chair: Roy Ng; Co-Chair: Philippe Debodinance; Moderator: Ilias Giarenis

- OPI18 **LAPAROSCOPIC HYSTERO-SACROCOLPOPEXY WITH LOW VENTRAL RECTOPEXY FOR COMBINED RECTAL AND GENITAL PROLAPSE**
B. DEVAL, T. SEISSEN, C. PETENATTI, F. LUTFALLAH; GEOFFROY SAINT HILAIRE, PARIS, France.
- OPI19 **ESTROGEN RECEPTOR AND LAMININ GENETIC POLYMORPHISM AMONG WOMEN WITH PELVIC ORGAN PROLAPSE**
B. NAKAD¹, B. FEINER², Y. ABRAMOV¹; ¹Obstetrics and Gynecology Department, Carmel Med. Ctr., Haifa, Israel, Haifa, Israel, ²Obstetrics and Gynecology Department, Hillel-Yaffe Med. Ctr., Hadera, Israel.
- OPI20 **LEVATOR AVULSION IS ASSOCIATED WITH PROLAPSE 3-6 MONTHS AFTER A FIRST VAGINAL DELIVERY.**
J. L. CAUDWELL-HALL¹, I. KAMISAN ATAN¹, R. A. GUZMAN ROJAS², K. SHEK³, S. LANGER¹, H. DIETZ¹; ¹Univ. of Sydney, Penrith, Australia, ²Clinica Alemana de Santiago, Santiago, Chile, ³Univ. of Western Sydney, Liverpool BC, Australia.
- OPI21 **HETEROGENEITY IN POST-INTERVENTION PROLAPSE AND URINARY OUTCOME REPORTING: A ONE-YEAR REVIEW**
D. GLOBERMAN¹, M. ROBERT²; ¹Division of Urogynecology, Univ. of Calgary, Calgary, Canada, ²Univ. of Calgary, Calgary, Canada.
- OPI22 **TRANS VAGINAL MESH (TVM) FIVE YEARS FOLLOW UP. A RETROSPECTIVE STUDY FROM LATAM**
E. P. UBERTAZZI, A. E. SAMPIETRO, A. J. SAAVEDRA SANCHEZ, H. F. SODERINI, L. I. PAVAN, P. BERNARDINER, G. MADRID, M. C. PAEZ, S. J. GOGORZA; Hosp. Italiano, Buenos Aires, Argentina.
- OPI23 **PATIENT AND SURGEON GOAL ACHIEVEMENT TEN YEARS FOLLOWING SURGERY FOR UROGENITAL PROLAPSE AND URINARY INCONTINENCE**
S. SRIKRISHNA¹, D. ROBINSON², L. CARDOZO³, G. THIAGAMOORTHY³; ¹Urogynaecology, King's Coll. Hosp., London, United Kingdom, ²Kings Coll. Hosp., London, United Kingdom, ³King's Coll. Hosp., London, United Kingdom.
- OPI24 **PREDICTORS FOR DE NOVO STRESS URINARY INCONTINENCE FOLLOWING EXTENSIVE PELVIC RECONSTRUCTIVE SURGERY**
T. LO¹, N. KARIM¹, S. WU², F. MOHDYUSOF¹; ¹Chang Gung Mem. Hosp., Keelung, Taiwan, ²Chang Gung Mem. Hospital, Kwei Shan, Tao-Yuan, Taiwan.
- OPI25 **EVALUATION OF TERTIARY MESH COMPLICATION SERVICE**
S. MISRA, V. TYAGI, P. GRANITSOTIS, K. GUERRERO; NHS, glasgow, United Kingdom.
- OPI26 **ANALYSIS OF THE DEVELOPMENT AND LEARNING CURVE OF A SURGICAL PROCEDURE USING CUSUM CHART : APPLICATION TO VAGINAL MESH SURGERY**
C. COURTIEU; Gynecologic Surgery, CMC Beau Soleil, Montpellier, France.
- OPI27 **THE ASSOCIATION BETWEEN VAGINAL PARITY AND POSTERIOR COMPARTMENT PROLAPSE**
M. GOMEZ, I. KAMISAN ATAN, C. W. S. FERREIRA, N. AB LATIP, H. P. DIETZ; Obstetrics, Gynecology and Neonatology, Sydney Med. Sch. Nepean, Sydney, Australia.
- OPI28 **2 YEARS FOLLOW UP AFTER UTERO-VAGINAL SUSPENSION USING BILATERAL VAGINAL ANTERIOR SACROSPINOUS FIXATION WITH MESH**
D. ULRICH, V. LETOUZEY, E. BALENBOIS, R. DE TAYRAC, B. FATTON; Department of Gynecology, Caremeau Univ. Hosp., Nîmes, France.
- OPI29 **ERBIUM-YAG THERMAL LASER THERAPY FOR HIGHER GRADE PELVIC ORGAN PROLAPSES - 12 MONTHS FOLLOW-UP**
U. BIZJAK-OGRENC, S. SENCAR; Juna Clinic, Ljubljana, Slovenia.

ORAL POSTER 10 - Miscellaneous

11:00 am - 12:12 pm

Hermes



Chair: Ranee Thakar; Co-Chair: Sanjay Sinha; Moderator: Kim Van Delft

- OPI30 EFFECT OF OMEGA-3 FATTY ACIDS IN A RAT MODEL OF ATHEROSCLEROSIS-INDUCED CHRONIC BLADDER ISCHEMIA**
J. CHAE¹, M. OH¹, J. BAE¹, J. LEE¹, J. SEO²; ¹Urology, Korea Univ. Hosp., Seoul, Korea, Republic of, ²Urology, Cheil Gen. Hosp., Kwandong, Korea, Republic of.
- OPI31 BLADDER SYMPTOMS IN YOUNG RAPE VICTIMS**
C. H. VAN DER VAART¹, I.A. BICANIC², E.T. LAAN³; ¹Urogynaecology, UMCU, Utrecht, Netherlands, ²psychology, UMCU, Utrecht, Netherlands, ³Sexuology, AMC, Amsterdam, Netherlands.
- OPI32 CONSISTENT LONG-TERM SAFETY AND EFFICACY OF ONABOTULINUMTOXINA FOR NEUROGENIC DETRUSOR OVERACTIVITY IN PATIENTS WHO COMPLETED 4 YEARS OF TREATMENT**
E. J. CHARTIER-KASTLER¹, K. JUEDEMANN², G. DEL POPOLO³, E. ROVNER⁴, A. KOHAN⁵, S. HERSCHORN⁶, A. HOLDEN⁷, Q. NI⁸, V.W. NITTI⁹; ¹urological Dept., Med. school Pierre et Ma, Paris, France, ²Klinik für Urologie und Kinderurologie, Kiel, Germany, ³Careggi Univ. Hosp., Florence, Italy, ⁴Med. Univ. of South Carolina, Charleston, SC, ⁵Advanced Urology Ctr.s of New York, Bethpage, NY, ⁶Sunnybrook Hlth.Sci. Ctr., Toronto, Canada, ⁷Allergan, Inc, Irvine, CA, ⁸Allergan, Inc, Bridgewater, NJ, ⁹New York Univ. Sch. of Med., New York, NY.
- OPI33 DAILY-P - A PROSPECTIVE EVALUATION OF A DIGITAL SMARTPHONE VOIDING DIARY APP**
N. M. PEREIRA-AZEVEDO¹, L. P. OSÓRIO², M. S. RAMOS², A. FRAGA²; ¹Health Sciences Faculty, Beira Interior Univ., Covilhã, Portugal, ²Urology, Porto Hosp. Ctr., Porto, Portugal.
- OPI34 DOES A LOWER VOLTAGE ATTAINED FOR GOOD BELLOWS AND IPSILATERAL PLANTAR FLEXION WITH TINED LEAD PLACEMENT PORTEND A BETTER OUTCOME FOR OVERACTIVE BLADDER SYMPTOMS WITH SACRAL NEUROMODULATION?**
S. MARINKOVIC; Detroit Med. Ctr., Detroit, MI.
- OPI35 THE IDENTIFICATION OF ELUSIVE MICROORGANISMS IN THE UROTHELIUM IN WOMEN WITH REFRACTORY LOWER URINARY TRACT SYMPTOMS**
A. U. SINGH¹, F. DAVIES², N. VEIT-RUBIN¹, V. KHULLAR¹; ¹Department of Urogynaecology, Imperial Coll. London, London, United Kingdom, ²Department of Microbiology, Imperial Coll. London, London, United Kingdom
- OPI36 BIOMECHANICAL PROPERTIES OF LEVATOR ANI MUSCLE USED FOR VIRTUAL MODEL OF PELVIC FLOOR**
M. KRČMAR¹, L. KROFTA², I. URBANKOVA³, J. FEYEREISL⁴, L. HAVELKOVA⁵, L. HYNČIK⁵; ¹urogynecology, Inst. for the care of mother and child, Prague⁴, Czech Republic, ²Inst. for the care of mother and child, Prague⁴, Czech Republic, ³KU Leuven, Leuven, Belgium, ⁴Inst. for the care of mother and child, Prague⁴, Czech Republic, ⁵Univ. of West Bohemia, Plzen, Czech Republic.
- OPI37 FINITE ELEMENT MODELING COMPARING BIOMECHANICAL EFFICACY OF SACROCOLPOPEXY WITH AND WITHOUT SUPRA-CERVICAL HYSTERECTOMY FOR PELVIC ORGAN PROLAPSE**
M. CANAGUIER¹, A.V. GUERRERO², M. CHEHAB¹, E. JACQUET², J. CHAMBERT³, D. RIETHMULLER¹, R. RAMANAH¹; ¹Obstetrics and Gynecology, Besancon Univ. Med. Ctr., Besancon, France, ²Univ. of Franche-Comte, Besancon, France, ³FEMTO-ST Inst., Dept. of Applied Mechanic, Besancon, France.
- OPI38 COMPLIANCE WITH NEW CONSORT GUIDELINES FOR RCT ABSTRACT PUBLICATION**
A. OBLOZA¹, C. BURTON², P. TOOZS-HOBSON³; ¹Birmingham Women's Hosp. NHS FT, Birmingham, United Kingdom, ²Queen Alexandra Hosp., Portsmouth, United Kingdom, ³Birmingham women's Foundation NHS Trust, Birmingham, United Kingdom.
- OPI39 ASYMPTOMATIC PATIENTS WITH PELVIC ORGAN PROLAPSE: IS URODYNAMICS NECESSARY BEFORE SURGERY?**
C. GARGASOLE¹, R. KARMARKAR², A. DIGESU³, R. FERNANDO⁴, P. PIFAROTTI⁵, V. KHULLAR⁶; ¹Obstetrics and Gynaecology, Fondazione IRCCS Ca' Granda, Ospedale Maggiore Policlinico, Univ. of Milan, Milan, Italy, ²Obstetrics and Gynaecology, Imperial Coll. of London, London, United Kingdom, ³Imperial Coll. NHS Trust, London, United Kingdom, ⁴Imperial Coll. Hlth.care NHS Trust, London, United Kingdom, ⁵Ospedale Maggiore Policlinico, Clinica L. Mangiagalli, Milan, Italy, ⁶Imperial Coll. London, London, United Kingdom.
- OPI40 NEOVAGINOPLASTY USING OXIDIZED CELLULOSE: GENOMIC ANALYSIS OF THE NEWLY FORMED EPITHELIUM**
J. DORNELASS; gynecology, Univ.e Federal de Sao paulo, Sao Paulo, Brazil.

SATURDAY, JUNE 13TH

OPI4I ADIPOSE TISSUE VERSUS UMBILICAL CORD VERSUS BONE MARROW DERIVED STEM CELLS FOR TREATMENT OF STRESS URINARY INCONTINENCE: COMPARATIVE STUDY IN RAT MODEL
A. EL-HEFNAWY ¹, M. A. ABOALY², A. ERAKY ², K. EL-KHOLEY ², A. LOTFY ², A. KHALED ², H. SHEASHAA ³, M. SOBH ³;
¹Mansoura Urology and Nephrology Cente, Mansoura, Egypt, ²Masnoura Med. experimental research

Closing Remarks

12:30 pm - 1:00 pm

Hermes

Please join us as we present the award for the Best Presentation by a Physician-in-Training.



**Boston
Scientific**
Advancing science for life™

BY THE NUMBERS

Our commitment to urogynecology

120+

physicians
collaborating
worldwide on
research

3,500+

women enrolled in
our studies worldwide

92,000

women's health
patients treated with
our products in 2014

*Data on file.

©2015 Boston Scientific Corporation or its affiliates. All rights reserved. WH-312301-AA April 2015

- VID Salon 011 CAN A MODIFIED MCCALL CULDOPLASTY REDUCE THE RISK OF URETERAL KINKING IN UTEROSACRAL LIGAMENT VAULT FIXATION ?**
A. MANSOORI 1, G. PIQUIER 1, S. CAMPAGNE-LOISEAU 2, S. CURINIER 2, P. BOUCHET 2, R. DE TAYRAC 3, B. RABISCHONG 4, R. BOTCHORISVILLI 2, B. JACQUETIN 2;
1UROGYNAECOLOGY, Ctr. Hosp.ier Issoire, Issoire, France, 2UROGYNAECOLOGY, CHU ESTAING, Clermont-Ferrand, France, 3Caremeau Univ. Hosp., Nîmes, France, 4UROGYNAECOLOGY, CHU Estaing, Clermont-Ferrand, France.
- VID Salon 012 FAILED LAPAROSCOPICAL SACROHYSTEROPEXY IN PATIENT WITH TOTAL UTERINE AND VAGINAL PROLAPSE ASSOCIATED WITH MAJOR PELVIC FLOOR DEFECT**
K. SVABIK, J. MASATA, P. HUBKA, A. MARTAN;
Charles Univ. in Prague, Gen. Univ. H, Prague, Czech Republic.
- VID Salon 013 SURGICAL MANAGEMENT OF POSTERIOR VAGINAL WALL MESH COMPLICATIONS**
H. SANAI 1, M. KARRAM 2;
1THE CHRIST Hosp., CINCINNATI, OH, 2The Christ Hosp., Cincinnati, OH.
- VID Salon 014 TECHNIQUE OF EXTRAPERITONEAL UTEROSACRAL SUSPENSION**
L. OWI 1, C. WALSH 1, N. RAJAMAHESWARI 2, P. L. DWYER 1;
1Urogynecology, Mercy Hosp., Victoria, Australia, 2Urogynecology, Urogynaecology Res. Ctr. Pvt Ltd, Chennai, India.
- VID Salon 015 LAPAROSCOPIC PRESACRAL NEURECTOMY: SURGICAL TECHNIQUE**
J. PEDROSO, K. VOLKER, M. GUTIERREZ;
Gynecologic Surgery, Las Vegas Minimally Invasive Surgery, Las Vegas, NV
- VID Salon 016 FEMINIZING GENITOPLASTY**
M. CIFUENTESI 1, G. MAC MILLAN 2, P. YUNGE 2;
1Hosp. Carlos van Buren, viña del mar, Chile, 2Hosp. Carlos van Buren, VALPARAISO, Chile.
- VID Salon 017 SACROCOLPOPEXY USING A V-LOC SUTURE**
S. T. JEFFERY;
Urogynaecology, Univ. of Cape Town, Cape town, South Africa.
- VID Salon 018 CHRONIC PELVIC PAIN & SUI RESOLUTION AFTER LAPAROSCOPIC TVT REMOVAL & BURCH/PARAVAGINAL REPAIR**
R. D. MOORE, J. R. MIKLOS, O. CHINTHAKANAN;
Intl. Urogynecology Associates of Atlanta, Alpharetta (Atlanta), GA.
- VID Salon 019 OBTURATOR NEURALGIA A RARE COMPLICATION OF TVT SLING: COMPLETE RESOLUTION AFTER LAPAROSCOPIC TVT REMOVAL**
J. R. MIKLOS, R. D. MOORE, O. CHINTHAKANAN;
Intl. Urogynecology Associates of Atlanta, Alpharetta (Atlanta), GA
- VID Salon 020 LATERAL-BASED VAGINAL MUCOSA FLAP IN THE TREATMENT OF FEMALE URETHRAL STRICTURE**
R. JESUS, L. VERDU VERDU, L. GOMEZ PEREZ, H. PEREZ SEOANE, A. LOPEZ LOPEZ;
Hosp. UNIVERSITARIO SAN JUAN DE ALICANTE, ALICANTE, Spain.
- VID Salon 022 TRANS VAGINAL COLPOSUSPENSION (TVC)**
J. NEYMEYER 1, K. AL FATIH 1, A. WEICHERT 2, J. JOZWIK 3, K. MILLER 1, A. Y. WEINTRAUB 4;
1Department of Urology, Univ. Charité, Berlin, Germany, 2Department of Obstetrics and Gynecology, Univ. Charité Berlin, Berlin, Germany, 3Kierownik Katedry i Kliniki Ginekologii i Położnictwa, Wydziału Nauk Medycznych Uniwersytetu Warmińsko-Mazurskiego w Olsztynie, Olsztyn, Poland, 4Department of Obstetrics and Gynecology, Soroka Univ. Med. Ctr., Beer Sheva, Israel.
- VID Salon 023 MULTICOMPARTMENT TWO DIMENSIONAL SONOGRAPHIC DYNAMIC FUNCTIONAL ASSESSMENT OF VOIDING DYSFUNCTION FOLLOWING SLING SURGERY**
A. HEGDEI 1, V. AGUILAR 2, G. DAVILA 1;
1Cleveland Clinic Florida, Weston, FL, 2UTSW at Austin, Austin, TX.
- VID Salon 024 PRIMARY BLADDER NECK OBSTRUCTION: A REVIEW**
L. F. GEPHART 1, J. FUSTERER 2, W. LARSEN 3, P. MILBURN 4, E. BIRD 5;
1Gynecology, Scott & White, Temple, TX, 2Pixel Bee, Riverside, CA, 3Baylor Scott and White Hlth. care, Temple, TX, 4Urology, Scott & White, Temple, TX, 5Scott and White, Temple, TX.

NON-DISCUSSED POSTERS

NDP 145

PARAURETHRAL LEYOMIOMA. CASE REPORT

I. DEL CASTILLO;

UROLOGY, Hosp. NACIONAL ARZOBISPO LOAYZA, LIMA, Peru.

NDP 146

A 3D GEOMETRIC MODEL OF THE PELVIC FLOOR BASED ON 3D ENDOVAGINAL ULTRASOUND DATA

G. ROSTAMINIA¹, S. SHOBEIRI², S. D. ABRAMOWITZ³;

¹Inova Hlth., McLean, VA, ²PFPMRS, The Univ. of Oklahoma Hlth.Sci. Ctr., Oklahoma city, OK, ³Univ. of Pittsburgh, Pittsburgh, PA.

NDP 147

LEVATOR ANI MUSCLE INNERVATION AND VAGINAL DELIVERY.

K. NYANGO¹, T. BESSEDE¹, J. MARTINOVIC², D. DIALLO¹, M. ZAITOUNA¹, C. LEBACLE¹, G. BENOIT¹, D. MOSZKOWICZ¹;

¹« Petites molécules de neuroprotection, neurorégénération et remyélinisation », INSERM UMR 1195, Le Kremlin Bicêtre, France, ²Service de Foetopathologie, Hosp. Antoine Béclère, Clamart, France.

NDP 148

INFLUENCE OF POSTERIOR VAGINAL MESH ON DEFECATION SYMPTOMS IN PATIENTS WITH UTERINE OR APICAL PROLAPSE

Y. KAMIMURA¹, K. ICHIMATSU¹, M. EGAWA¹, S. NOJIMA², S. TABATA³;

¹Urology, Tonami Gen. Hosp., Tonami, Japan, ²Gynecology, Tonami Gen. Hosp., Tonami, Japan, ³Coloproctology, Tonami Gen. Hosp., Tonami, Japan.

NDP 149

PREVALENCE AND RISK FACTORS OF SEVERE PERINEAL INJURIES DURING CHILDBIRTH IN SAUDI ARABIA

L. O. ALDAKHIL;

King Saud University, Riyadh, Saudi Arabia.

NDP 150

OASI: A PREVENTABLE INJURY?

S. JHA, H. KAPAYA, S. HASHIM;

Urogynaecology, Sheffield Teaching Hosp., Sheffield, United Kingdom.

NDP 151

FOLLOW-UP AFTER OBSTETRIC ANAL SPHINCTER INJURY. ADHERENCE TO AND RESULTS OF A SYSTEMATIC INTENSIVE FOLLOW-UP PROGRAM

C. BAITG ROSÓ¹, M. SIMÓ GONZALEZ¹, J. CASSADÓ GARRIGA², O. PORTA³, I. GICH SALADICH⁴, C. DOSOUTO⁵, J. PERELLO

CAPO¹, M. CAMPILLO³;

¹Obstetrics and Gynecology, Hosp. de la Santa Creu i Sant Pau, Barcelona, Spain, ²Obstetrics and Gynecology, Mútua Terrassa, Terrassa, Spain,

³Hosp. de Sant Pau, Barcelona, Spain, ⁴Clinical Epidemiology, Hosp. de la Santa Creu i Sant Pau, Barcelona, Spain, ⁵Hosp. de la Santa Creu i Sant Pau, Barcelona, Spain.

NDP 152

NEUROGENIC BLADDER IN SPINAL CORD INJURY CAN BE IMPROVED BY EARLY TAMSULOSIN TREATMENT IN RAT MODEL

D.Y. HAN¹, M. M. LEE²;

¹Urology, GunSan Med. Ctr., Gunsan city, Korea, Republic of, ²Physiology, Wonkwang Univ., Iksan, Korea, Republic of.

NDP 153

ARE URINARY BDNF LEVELS INCREASED IN PATIENTS WITH PELVIC ORGAN PROLAPSE?

A.A. BHIDEI¹, L. FRANKLIN², R. CARTWRIGHT³, V. GOPALAN⁴, A. DIGESU⁵, R. FERNANDO⁶, V. KHULLAR³;

¹Department of Urogynaecology, Imperial Coll. London, London, United Kingdom, ²Imperial Coll., London, United Kingdom, ³Imperial Coll. London, London, United Kingdom, ⁴IMPERIAL Coll. HEALTHCARE NHS TRUST, LONDON, United Kingdom, ⁵Imperial Coll. NHS Trust, London, United Kingdom, ⁶Imperial Coll. Hlth.care NHS Trust, London, United Kingdom.

NDP 154

URINARY BDNF LEVELS AND BLADDER BIOPSY FINDINGS IN WOMEN WITH LUTS

A.A. BHIDEI¹, L. FRANKLIN², R. CARTWRIGHT², V. GOPALAN³, A. DIGESU⁴, R. FERNANDO⁵, V. KHULLAR²;

¹Department of Urogynaecology, Imperial Coll. London, London, United Kingdom, ²Imperial Coll. London, London, United Kingdom, ³IMPERIAL Coll. HEALTHCARE NHS TRUST, LONDON, United Kingdom, ⁴Imperial Coll. NHS Trust, London, United Kingdom, ⁵Imperial Coll. Hlth.care NHS Trust, London, United Kingdom.

NDP 155

EFFECTS OF CP55,940 ON NORMAL AND IRRITATION INDUCED BLADDER OVERACTIVITY IN RATS.

E. BAKALI¹, Y. MBAKI², D. G. LAMBERT³, R. MASON², R. ELLIOTT¹, D. G. TINCELLO⁴;

¹Health Sciences, Univ. of Leicester, Leicester, United Kingdom, ²Life Sciences, Univ. of Nottingham, Nottingham, United Kingdom, ³Cardiovascular Sciences, Univ. of Leicester, Leicester, United Kingdom, ⁴Univ. of Leicester, Leicester, United Kingdom.

NDP 156

APOPTOSIS RELATED PROTEIN CHANGE IN RAT BLADDER FOLLOWING BLADDER OUTLET OBSTRUCTION AND SUBSEQUENT RELIEF

Y. NAI¹, K. SONG¹, J. SHIN¹, D. HAN², S. YUK², S. YANG¹;

¹Urology, Chungnam Natl. Univ. Hosp., Dae jeon, Korea, Republic of, ²Urology, St. Mary's Hosp., Dae jeon, Korea, Republic of.

NDP 157

DYSREGULATION OF FIBULINS AND HOXA11 EXPRESSION IN VAGINAL EPITHELIUM FROM WOMEN OF DIFFERENT ETHNIC BACKGROUNDS: IMPLICATIONS FOR RACIAL DISPARITIES IN PELVIC ORGAN PROLAPSE

A. CHAUDHRY, D. ALCENDOR;

Meharry Med. Coll., Nashville, TN.

NDP 158

EFFECT OF HUMAN UMBILICAL CORD BLOOD TRANSPLANTATION ON BLADDER OVERACTIVITY INDUCED BY MIDDLE CEREBRAL ARTERY OCCLUSION IN RATS

C. LIANG, W. HSIEH, Y. LIN, L. TSENG, T. LEE;

Obstetrics and Gynecology, Chang Gung Mem. Hosp., Linkou Med. Cente, Taoyuan, Taiwan.

NDP 159

BIOMECHANICAL

PROPERTIES OF HUMAN FEMALE PERINEUM UNDER TENSION

P. KOCHOVA¹, K. PECKOVA², R. CIMRMAN¹, M. JANSOVA³, V. KALIS⁴;

¹New Technologies Research Centre, Univ. of West Bohemia, Pilsen, Czech Republic, ²Sikl's Department of Pathology, Charles Univ. and Univ. Hosp. Pilsen, Pilsen, Czech Republic, ³New Technologies Research Centre, Univ. of West Bohemia, Plzen, Czech Republic, ⁴OB/GYN, Charles Univ. and Univ. Hosp. Pilsen, Pilsen, Czech Republic.

NDP 160

PELVIC ORGAN PROLAPSE DECREASES THE QUALITY OF THE MATRIX PRODUCED BY VAGINAL FIBROBLASTIC CELLS IN VITRO

A. M. RUIZ-ZAPATA¹, M. KERKHOF², B. ZANDIEH-DOULABI³, T. H. SMIT¹, M. N. HELDER¹;

¹Department of orthopedic surgery, VU Univ. Med. Ctr., Amsterdam, Netherlands, ²Obstetrics & Gynecology, VU Univ. Med. Ctr., Amsterdam, Netherlands, ³Oral Cell Biology, ACTA, Amsterdam, Netherlands.

NDP 161

MICRO-ARRAY ANALYSIS OF THE ANTERIOR VAGINAL WALL IN PELVIC ORGAN PROLAPSE

M. H. KERKHOF¹, A. M. RUIZ-ZAPATA², B. ZANDIEH-DOULABI³, T. H. SMIT⁴, H. BROLMANN⁴, S. STAHLCKER-VOSSLAMBER⁵, M. N. HELDER⁶;

¹Obstetrics & Gynecology, VU Univ. Med. Ctr., Amsterdam, Netherlands, ²VU Univ. Med. Ctr. Amsterdam, Amsterdam, Netherlands, ³Oral Cell Biology, Amsterdam, Netherlands, ⁴VU Univ. Med. centre, Amsterdam, Netherlands, ⁵Pathology, VU Univ. Med. Ctr., Amsterdam, Netherlands, ⁶VU Univ. Med. center, Amsterdam, Netherlands.

NDP 162

BOTULINUM TOXIN-A REDUCES SPONTANEOUS ACTIVITY IN OVERACTIVE RAT BLADDER

P. C. CAMPBELL, K. D. MCCLOSKEY;

Centre for Cancer Research and Cell Biology, The Queen's Univ. Belfast, Belfast, United Kingdom.

NDP 163

NORMATIVE BLADDER DIARY MEASUREMENTS IN PREGNANT WOMEN - VOLUME PER VOID VERSUS TOTAL VOLUME VOIDED.

S. BULCHANDAN¹, A. C. COATS², I. D. GALLOS¹, P. TOOZS-HOBSON³, M. PARSONS⁴;

¹Obstetrics and Gynaecology, Birmingham Women's NHS Fdn. Trust, Birmingham, United Kingdom, ²Clinical Research Consultant, AlphaQuest Consultants, Houston, TX, ³Birmingham women's Foundation NHS Trust, Birmingham, United Kingdom, ⁴Birmingham Womens NHS Fdn. Trust, Birmingham, United Kingdom.

NDP 164

TAMSULOSIN IMPROVES MEMORY FUNCTIONS BY ACTIVATING NMDA RECEPTORS IN RAT HIPPOCAMPUS

C. KIM¹, K. KIM¹, Y. NA², S. YOON¹, K. CHUNG¹;

¹Urology, Gachon Univ. Gil Hosp., Incheon, Korea, Republic of, ²Urology, Chungnam Natl. Univ. Hosp., Chungnam Natl. Univ. Sch. of Med., Daejeon, Korea, Republic of.

NDP 165

EFFECTS OF METHYLPHENIDATE ON LOWER URINARY TRACT IN SPONTANEOUSLY HYPERTENSIVE RATS

S. CHOI¹, H. JUNG¹, K. KIM¹, Y. LEE¹, J. NOH², C. SOOJINNA³;

¹Hallym Univ. Kangnam Sacred Heart Hosp., Seoul, Korea, Republic of, ²Kwangju Chrisitan Hosp., Gwangju, Korea, Republic of, ³Chonnam Natl. Univ., Gwangju, Korea, Republic of.

NDP 166

CHANGES IN MESH MECHANICAL PROPERTIES IN VIVO: AN EVALUATION OF CLINICAL MESHES FOR PELVIC ORGAN PROLAPSE REPAIR USING A RAT MODEL

D. ULRICH¹, S. L. EDWARDS², A. ROSAMILIA³, J. A. WERKMEISTER⁴, C. E. GARGETT¹, V. LETOUZEY¹;

¹MIMR-PHI Med. Res. Inst., Melbourne, Australia, ²CSIRO, Geelong, VIC, Australia, ³Monash Hlth., Monash Univ. & Cabrini Hospita, Melbourne, Australia, ⁴CSIRO, Clayton Victoria, Australia.

NDP 167

FOCAL DEPTH MEASUREMENTS OF THE VAGINAL WALL: A NEW METHOD TO NON-INVASIVELY QUANTIFY VAGINAL WALL THICKNESS

M. A. WEBER¹, C. M. DIEDRICH¹, C. INCE², J. P. ROOVERS¹;

¹Obstetrics and Gynaecology, Academic Med. Ctr., Amsterdam, Netherlands, ²Translational Physiology, Academic Med. Ctr., Amsterdam, Netherlands.

NDP 168

TESTING POROUS SILICA-CALCIUM PHOSPHATE BIOCERAMIC PARTICLES AS A POSSIBLE BULKING AGENT IN A RAT

P. ZVARAI¹, J. KRHUT², T. MANN-GOW¹, C. KNABE³, A. EL-GHANNAM⁴, N. KONSTANTINOPOULOS¹, B. KING¹;

¹Department of Surgery, Univ. of Vermont, Burlington, VT, ²Univ. Hosp., Ostrava, Czech Republic, ³Department of Experimental Oromaxillary Medicine, Phillips Univ. Marburg, Marburg, Germany, ⁴Department of Mechanical Engineering, Univ. of North Carolina, Charlotte, NC.

NDP 169

EXPRESSION OF M2, M3, AND NACHR α -7 SUBUNIT RECEPTORS IN HUMAN BLADDER MUCOSA FROM WOMEN WITH MIXED URINARY INCONTINENCE.

D. KIMI¹, H. KIM², W. CHO³, E. YANG⁴;

¹Urology, Catholic Univ. of Daegu, Daegu, Korea, Republic of, ²Dept of Urology, Dankook Univ. Coll. of Med, Cheonan, Korea,

NDP 170

HTR2A GENE POLYMORPHISM AND THE RISK OF THE DEVELOPMENT OF STRESS URINARY INCONTINENCE IN WOMEN.

P. MIOTLA 1, K. FUTYMA 2, M. MARCZAK 3, K. ZEBRACKI 3, E. MARKUT-MIOTLA 4, A. KUBIK-KOMAR 5, A. WROBEL 1, T. RECHBERGER 6; 12nd Dept. of Gynecology, Med. Univ., Lublin, Poland, 22nd Dept. of Gynecology Med. Univ. of Lublin, Poland, 3Dept. of Genetics and Microbiol., Inst. of Microbiol. and Biotechnology, Maria Curie-Skłodowska Univ., Lublin, Poland, 4Dept. of Paediatric Nursing, Med. Universi, Lublin, Poland, 5Dept. of Applied Mathematics and Computer Sci., Lublin, Poland, 6II Dept. of Gynecology Med. Univ., Lublin, Poland.

NDP 171

THERAPEUTIC EFFECTS OF EXOSOMES FROM HUMAN URINE-DERIVED STEM CELLS ON STRESS URINARY INCONTINENCE IN FEMALE RAT MODEL

Q. WU, M. HOU, Y. TENG;
SHANGHAI JIAO TONG Univ. AFFILIATED SIXTH PEO, SHANGHAI, China.

NDP 172

ANALYSIS OF BIOFILM ON VAGINAL RING PESSARIES USED FOR THE TREATMENT OF PELVIC ORGAN PROLAPSE: RESULTS FROM A PILOT STUDY

F. G. GOULD 1, S. TABRIZI 2, J. TWIN 3, A. CORNISH 4, L. PIZZO 1, S. GARLAND 3, M. CAREY 5;
1Department of Urogynaecology, Royal Women's Hospital, Parkville, Melbourne, Australia, 2Department of Molecular Microbiology, Royal Women's Hosp., Parkville, Melbourne, Australia, 3Department of Molecular Microbiology, Royal Women's Hospital, Parkville, Melbourne, Australia, 4Department of Urogynaecology, Royal Womens Hosp., Parkville, Melbourne, Australia, 5Royal Womens Hosp., Parkville, Melbourne, Australia.

NDP 173

ABDOMINAL PRESSURE CHANGES DURING EXERCISE: IS IT TIME TO RE-EVALUATE WHAT IS PELVIC FLOOR SAFE?

J. KRUGER 1, P. M. NIELSEN 2, J. STINEAR 3, L. M. HAYWARD 4, J. SMALLDRIDGE 5, A. KANG 6, D. BUDGETT 2;
1Auckland Bioengineering Inst., Auckland, New Zealand, 2Auckland Bioengineering Inst., University of Auckland, New Zealand, 3SPORT AND EXERCISE SCIENCE, Univ. OF AUCKLAND, Auckland, New Zealand, 4Middlemore Hosp., Auckland, New Zealand, 5Dept. of O&G, Auckland, New Zealand, 6Department of O&G, Univ. of Auckland, Auckland, New Zealand.

NDP 174

A MICROBIOLOGICAL INVESTIGATION OF THE GOLD STANDARD CULTURE TO IDENTIFY FACTORS THAT MAY LIMIT UTI DETECTION

S. SATHIANANTHAMOORTHY 1, D. A. SPRATT 2, K. GILL 1, A. S. KUPELIAN 1, S. SWAMY 1, L. COLLINS 1, J. MALONE-LEE 1;
1Research Department of Clinical Physiology, UCL, London, United Kingdom, 2Department of Microbial Diseases, UCL Eastman Dental Inst., London, United Kingdom.

NDP 175

PREVALENCE OF AND ATTITUDES TOWARDS URINARY AND FAECAL INCONTINENCE AMONG MIDDLE EASTERN WOMEN IN KUWAIT

R. F. SHEHATA 1, M. ELSAYED 2, S. A. SOBH 1, A. A. ELMARDI 3;
1Obstetrics & Gynaecology, Royale Hayat Hosp., Hawally, Kuwait, 2Obstetrics & Gynaecology, Dar Al Shifa Hosp., Hawally, Kuwait, 3Royale Hayat Hosp., Hawally, Kuwait.

NDP 176

GERMAN REGISTER OF UROGYNECOLOGICAL IMPLANTS - FIRST STEPS

D. BARSKI 1, F. PUPPE 2, U. KLINGE 3, R. JOUKHADAR 4, H. GERULLIS 1, T. OTTO 1;
1Urology, Lukas Hosp. Neuss, Neuss, Germany, 2Applied Informatics, Univ. of Wuerzburg, Würzburg, Germany, 3Surgery, Univ. of Aachen, Aachen, Germany, 4Gynecology, Univ. Homburg, Saarbrücken, Germany.

NDP 177

COMPARISON OF PAPER-BASED VERSUS ELECTRONIC-BASED ADMINISTRATION OF QUESTIONNAIRES OF QUALITY OF LIFE IN PELVIC FLOOR DISORDER: A RANDOMISED CONTROLLED TRIAL

S. HUBERLANT 1, V. LETOUZEY 1, C. BARTHOLMOT 1, B. FATTON 2, R. DE TAYRAC 3;
1Caremeau Univ. Hosp., Nîmes, France, 2Urogynecology, NîMES, France, 3Caremeau Univ. Hosp., Nîmes, France.

NDP 178

GENERAL OR SPINAL ANAESTHETIC FOR VAGINAL SURGERY IN PELVIC FLOOR DISORDERS (GOSSIP): A FEASIBILITY RANDOMIZED CONTROLLED TRIAL

B. PURWAR, K. M. ISMAIL, N. TURNER, A. FARRELL, M. VERZUNE, M. ANNAPPA, I. SMITH, J. COOPER;
Univ. Hosp. of North Staffordshire, Stoke-on-Trent, United Kingdom.

NDP 179

EFFECTS OF NOCTURIA ON SLEEP-RELATED QUALITY OF LIFE IN FEMALE PATIENTS WITH LOWER URINARY TRACT SYMPTOMS

D. H. LEE 1, Y. CHOI 2, H. KIM 3, J. CHOI 4, W. PARK 5, J. KIM 6;
1Urology, Incheon St. Mary's Hosp., The Catholic Univ of Korea, Incheon, Korea, Republic of, 2Urology, Incheon St. Mary's Hosp., The Catholic Univ. of Korea, Incheon, Korea, Republic of, 3Urology, St. Paul's Hosp., The Catholic Univ of Korea, Seoul, Korea, Republic of, 4Urology, Ajou Univ. Hosp., Suwon, Korea, Republic of, 5Urology, Inha Univ. Hosp., Incheon, Korea, Republic of, 6urology, Bucheon St. Mary's Hosp., The Catholic Univ. of Korea, Bucheon, Korea, Republic of.

NDP 180

PELVIC FLOOR DISORDERS (PFD) REGISTRY IN IBERO AMERICA: CROSS SECTIONAL STUDY OF CURRENTLY USED SYSTEMS AND FUTURE PERSPECTIVES

J. PIZARRO-BERDICHEVSKY 1, M. A. BORTOLINI 2, E. P. UBERTAZZI 3, G. W. DAVILA 4;
1Urogynecology Unit /Division Obstetricia y Ginecologia /Female Urology, H. Dr. Sotero del Rio; Pontificia Univ. Catolica de Chile; Cleveland Clinic, Cleveland, OH, 2Federal Univ. of São Paulo, São Paulo, Brazil, 3Hosp. Italiano de Buenos Aires, Buenos Aires, Argentina, 4Cleveland Clinic Florida, Weston, FL.

NDP 181

EPIDEMIOLOGY OF PELVIC FLOOR DYSFUNCTION IN FILIPINO COMMUNITY-DWELLING WOMEN: A PILOT STUDY

M.V.TABAQUERO;

Department of OB-Gynecology, St. Luke's Med. Ctr., Quezon City, Philippines.

NDP 182

THE PRESSURE VALUES TO CONTRACTION OF THE PELVIC FLOOR MUSCLES IN BRAZILIAN WOMEN, CONTINENTS AND WITHOUT URINARY TRACT DYSFUNCTION.

S. P. JURGENSEN, V. S. PEREIRA, A. BORGHI-SILVA, P. DRIUSSO;

Physiotherapy, Federal Univ. of Sao Carlos, Sao Carlos, Brazil.

NDP 183

QUALITY OF LIFE OF BRAZILIAN WOMEN WITH URINARY INCONTINENCE AND THE IMPACT ON THEIR SEXUAL FUNCTION

L. S. BEZERRA 1, S. A. KARBAGE 2, K. AUGUSTO 3, C. VASCONCELOS 4, J. VASCONCELOS 3, I. P. FROTA 3, A. P. BILHAR 1, A. R. BOMBONATO 5, A. L. CIDRAO 6;

1Saúde Materno Infantil, Federal Univ. of Ceara, Fortaleza, Brazil, 2Univ. de Fortaleza, Fortaleza - Ceará, Brazil, 3Cirurgia, Federal Univ. of Ceara, Fortaleza, Brazil, 4Univ. Federal do Ceará, Fortaleza, Brazil, 5Ginecologia, Univ. de São Paulo, Fortaleza, Brazil, 6Federal Univ. of Ceara, Fortaleza, Brazil.

NDP 184

BEHAVIOR OF AUTONOMIC NERVOUS SYSTEM IN WOMEN UNDERWENT HYSTERECTOMY: A PILOT STUDY.

S. P. JURGENSEN 1, A. B. SILVA 2, V. PEREIRA 3, G. N. CORREIA 4, N. M. PERSEGUINI 4, A. M. CATAI 4, P. DRIUSSO 4;

1Physiotherapy, Federal Univ. of Sao Carlos, Sao Carlos, Brazil, 2Physical Therapy, Federal Univ. of Sao Carlos, Sao Carlos, Brazil, 3Federal Univ. of Uberlandia, Uberlandia, Brazil, 4Federal Univ. of Sao Carlos, Sao Carlos, Brazil.

NDP 185

WHAT ARE THE MOST EFFECTIVE INTERVENTIONS TO PREVENT PELVIC FLOOR DYSFUNCTION IN WOMAN? AN INTEGRATIVE REVIEW

L. S. BEZERRA 1, M. B. ORIÁ 2, C. VASCONCELOS 3, J. VASCONCELOS NETO 4, K. C. BEZERRA 2, S. A. KARBAGE 5, K. AUGUSTO 4, A. M. BILHAR 1, I. FROTA 6;

1Saúde Materno Infantil, Federal Univ. of Ceara, Fortaleza, Brazil, 2Enfermagem, Federal Univ. of Ceara, Fortaleza, Brazil, 3Univ. Federal do Ceará, Fortaleza, Brazil, 4Hosp. Geral de Fortaleza, Fortaleza, Brazil, 5Univ. de Fortaleza, Fortaleza - Ceará, Brazil, 6Hosp. geral de Fortaleza, Fortaleza.

NDP 186

IMPACT ON URINARY, FECAL INCONTINENCE AND QUALITY OF LIFE: 3-YEAR POST-DELIVERY CHINESE COHORT

L. LEE 1, S. CHAN 1, R. CHEUNG 2, K. YIU 3;

1Obstetrics and Gynaecology, The Chinese Univ. of Hong Kong, Hong Kong, Hong Kong, 2Prince of Wales Hosp., Hong Kong, Hong Kong, 3The Chinese Univ. of HONG KONG, HONG KONG, Hong Kong.

NDP 187

DETECTION OF UROGYNECOLOGICAL SYMPTOMS IN PATIENTS VISITING AN OBESITY OUTPATIENT DEPARTMENT USING THE P-QOL-QUESTIONNAIRE

I. WAGNER 1, C. SOHN 1, K. A. BROCKER 2;

1Dept. of Obstetrics and Gynecology, Heidelberg, Germany, 2Department of Obstetrics and Gynecology, Univ. of Heidelberg, Med. Sch., Heidelberg, Germany.

NDP 188

KNOWLEDGE AND PREFERENCES FOR HEALTH INFORMATION-SEEKING IN PATIENTS WITH PELVIC ORGAN PROLAPSE - A TALE OF TWO CITIES

P. LYATOSHINSKAYA 1, V. UMEK 2, D. GUMINA 3, A. POPOV 3, M. KOCH 4, P. RISS 5;

1Obstetrics and Gynecology, Med. Univ. Vienna, Wien, Austria, 2Med. Univ. Vienna, Wien, Austria, 3Moscow Regional Inst. of Ob./Gyn., Moscow, Russian Federation, 4Med. Univ. of Vienna, Vienna, Austria, 5Med. Univ. Vienna, Vienna, Austria.

NDP 189

RETROSPECTIVE STUDY OF PAIN SCORES AND PATIENT SATISFACTION FOLLOWING VAGINAL PROLAPSE REPAIR UNDER LOCAL ANAESTHETIC

S. M. HUSSAIN, H. WALKER;

Frimley Park Hosp., Frimley, United Kingdom.

NDP 190

CHINESE VALIDATION OF THE PELVIC ORGAN PROLAPSE/INCONTINENCE SEXUAL QUESTIONNAIRE, IUGA-REVISED (PISQ-IR)

S. S. CHAN 1, K. NG 1, T. LAW 1, L. LEE 1, R. CHEUNG 2;

1Department of Obstetrics and Gynaecology, Chinese Univ. of Hong Kong, Shatin, Hong Kong, 2Prince of Wales Hosp., Hong Kong, Hong Kong.

NDP 191

RANDOMIZED CONTROLLED TRIAL OF WOMEN WITH SYMPTOMATIC PELVIC ORGAN PROLAPSE: VAGINAL RING PESSARY VERSUS CONSERVATIVE TREATMENT

R. CHEUNG, S. CHAN, L. LEE, J. LEE;

Obstetrics & Gynecology, Prince of Wales Hosp., Hong Kong, Hong Kong.

NDP 192

QUALITY OF LIFE AND CHANGES IN SYMPTOM RELIEF IN PATIENTS WITH ACUTE UNCOMPLICATED CYSTITIS TREATED WITH ANTIBIOTICS: A PROSPECTIVE, OPEN-LABEL, MULTICENTER, OBSERVATIONAL STUDY

S. KIMI 1, I. CHO 1, S. MIN 1, H. CHOI 2;
1Department of Urology, Natl. Police Hosp., The Korean Association of Urogenital Tract Infection and Inflammation, Seoul, Korea, Republic of,
2Hanyang Univ., Seoul, Korea, Republic of.

NDP 193

VALIDITY AND RELIABILITY OF SEXUAL HEALTH CARE SCALE FOR NURSES (SHCS-A) TO TURKISH VERSION

A. MALAKI 1, E. ASLAN 2, N. KIZILKAYA BEJİ 2;

1Nursing Department, Namik Kemal Univ., Tekirdag, Turkey, 2Obstetrics and Gynecological Nursing, ISTANBUL Univ. FLORENCE NIGTINGALE FACULTY OF NURSING, ISTANBUL, Turkey.

NDP 194

PORTUGUESE VERSION OF THE PELVIC FLOOR BOTHER QUESTIONNAIRE

T.V. PETERSONI 1, R.A. PINTO 2, S. C. NAHAS 3, E. C. BARACAT 1, J. M. HADDAD 4;

1Gynecology, Univ. of São Paulo, sao paulo, Brazil, 2Colorectal Surgery, Univ. of São Paulo, sao paulo, Brazil, 3Colorectal surgery, Univ. of São Paulo, sao paulo, Brazil, 4Univ. de Sao Paulo, Sao Paulo, Brazil.

NDP 195

URINARY INCONTINENCE IN QATAR: A STUDY OF PREVALENCE, RISK FACTORS AND IMPACT ON QUALITY OF LIFE

A. GHAFOURI;

Voiding Dysfunction Unit - Urology Department, Hamad Med. Corp., Doha, Qatar.

NDP 196

MULTIMORBID CONDITION IMPACT ON RISK OF URINARY INCONTINENCE IN OLDER ADULTS

M. M. GUROVICH 1, C. K. FAGERSTROM 2, C. ALBALA 3;

1Women's Health, Univ. of Chile, Santiago, Chile, 2Univ. Diego Portales, Santiago, Chile, 3INTA, Univ. of Chile, Santiago, Chile.

NDP 197

IS KNOWLEDGE OF PELVIC FLOOR DYSFUNCTION COMPARABLE AMONG HEALTHCARE PROFESSIONALS?

H. CHYKYDAI 1, I. GIARENIS 2, G. THIAGAMOORTHY 2, A. M. RANTELL 2, D. ROBINSON 3, L. CARDOZO 2;

1Urogynaecology, King's Coll. Hosp., London, UK, London, United Kingdom, 2King's Coll. Hosp., London, United Kingdom, 3Kings Coll. Hosp., London, United Kingdom.

NDP 198

AGE-SPECIFIC DEMOGRAPHIC EVALUATION OF WOMEN SEEKING TREATMENT FOR UROGYNECOLOGICAL DISORDERS

K.A. BROCKER, L. PEPERHOVE, O. FRIEDRICH, C. SOHN;

Dept. of Obstetrics and Gynecology, Heidelberg, Germany.

NDP 199

A PROSPECTIVE OBSERVATIONAL STUDY OF LOWER URINARY TRACT SYMPTOMS OF PATIENTS WITH ADENOMYOSIS BEFORE AND AFTER HYSTERECTOMY

C. TAN, X. YANG;

Peking University People's Hosp., Beijing, China.

NDP 200

VALIDITY AND RELIABILITY OF SEXUAL HEALTH CARE SCALE FOR NURSES (SHCS-A) TO TURKISH VERSION

A. MALAKI 1, E. ASLAN 2, N. KIZILKAYA BEJİ 2;

1Namik Kemal Univ., Tekirdag, Turkey, 2ISTANBUL Univ. FLORENCE NIGTINGALE FACULTY OF NURSING, ISTANBUL, Turkey.

NDP 201

PATIENT PERCEPTION AFTER OBSTETRIC ANAL SPHINCTER INJURY- A QUALITATIVE STUDY

K. RAMALINGAM;

UROGYNAECOLOGY, KINGSTON Hosp., Kingston upon Thames, United Kingdom.

NDP 202

THE PATIENT'S GLOBAL IMPRESSION OF IMPROVEMENT SCORE RENDERS HIGHER SATISFACTION THAN OTHER PATIENT REPORTED OUTCOME MEASURES WHEN ASSESSING URINARY INCONTINENCE OR PELVIC ORGAN PROLAPSE SURGERY

R. GULDBERG 1, G. LOSE 2, M. D. LARSEN 1, K. O. GRADEL 3;

1Center for Clinical Epidemiology & Research Unit of Clinical Epidemiology, Odense Univ. Hosp., Odense, Denmark, 2Dept. of Gynecology and Obstetrics, Herlev, Denmark, 3Ctr. for Clinical Epidemiology, Odense, Denmark.

NDP 203

KNOWLEDGE, ATTITUDE AND PRACTICE (KAP) SURVEY TOWARDS PELVIC FLOOR MUSCLE TRAINING (PFMT) AMONG THAI PREGNANT WOMEN

T. TEMTANAKITPAISANI 1, S. BUNYAVEJCHEVIN 2;

1Khon Kaen Univ., Thailand, Khon Kaen, Thailand, Thailand, 2Chulalongkorn Univ., BKK, Thailand.

NDP 204

URINE CULTURE RESULTS AND ANTIBIOTIC RESISTANCE IN PATIENTS ADMITTED TO UROGYNECOLOGY CLINIC

H. CALI 1, B. KARAMUSTAFAOGLU BALCI 2, C. YASA 3, B. AKGUN KARAPINAR 4, D. M. AYDIN 4, F. GUNGOR UGURLUCANI 1, O. YALCIN 1;
1Obstetrics and Gynecology, Division of Urogynecology, Istanbul Univ., Istanbul Med. Faculty, Istanbul, Turkey, 2Obstetrics and Gynecology, Istanbul Medeniyet Univ., Goztepe Training and Res. Hosp., Istanbul, Turkey, 3Obstetrics and Gynecology, Division of Urogynecology, Istanbul Univ., Istanbul Med. Faculty, Istanbul, Turkey, 4Microbiology, Istanbul Univ., Istanbul Med. Faculty, Istanbul, Turkey.

NDP 205

PELVIC FLOOR MUSCLE TRAINING: PROSPECTIVE COHORT PILOT STUDY ON IMPACT ON QUALITY OF LIFE IN THE POSTPARTUM PERIOD

L. GAGNON, M. ROBERT, J. BOUCHER;

Univ. of Calgary, Calgary, Canada.

NDP 206

UROLOGIC SURGERY OF THE UPPER URINARY TRACT AT THE TIME OF HYSTERECTOMY IN 2001 & 2011

C. O. HUDSON¹, D. R. KARP¹, G. M. NORTHINGTON¹, G. SUCIU²;
¹Emory Univ. Sch. of Med., Atlanta, GA, ²Nova Southeastern Univ., Fort Lauderdale, FL.

NDP 207

URINARY SYMPTOMS IN RENAL KIDNEY TRANSPLANTED WOMEN IN A HIGH VOLUME CENTER

T. TOINET¹, S. BENADIBA¹, P. GERALDINE², T. BESSEDE³, J. DRAI³, R. BAH³, J. PATARD¹, Y. HAMMOUDI¹;
¹ICHU du Kremlin Bicêtre, LE KREMLIN BICÊTRE, France, ²UROLOGY, CHU du Kremlin Bicêtre, LE KREMLIN BICÊTRE, France, ³Urology, CHU du Kremlin Bicêtre, LE KREMLIN BICÊTRE, France.

NDP 208

QUALITY OF LIFE AFTER SECOND DEGREE PERINEAL TEARS IN THE POST-PARTUM

B. MONARD, M. SAGON, N. MOTTET, M. CHEHAB, D. RIETHMULLER, R. RAMANAH;
 Obstetrics and Gynecology, Besancon Univ. Med. Ctr., Besancon, France.

NDP 209

FACTORS ASSOCIATED WITH UROLOGIC INTERVENTION OF THE UPPER URINARY TRACT AT THE TIME OF HYSTERECTOMY IN 2011: ANALYSIS OF THE NATIONWIDE INPATIENT SAMPLE

D. R. KARP¹, C. O. HUDSON¹, G. SUCIU², G. M. NORTHINGTON¹;
¹Emory Univ. Sch. of Med., Atlanta, GA, ²Nova Southeastern Univ., Fort Lauderdale, FL.

NDP 210

CORRELATION BETWEEN THE BOTHER OF ANAL INCONTINENCE AND ST. MARK'S INCONTINENCE SCORE

C. PAKAI¹, I. KAMISAN ATAN², H. DIETZ²;
¹Johns Hopkins Sch. of Med., Baltimore, MD, ²Univ. of Sydney, Penrith, Australia.

NDP 211

INCIDENCE OF ANAL INCONTINENCE

AFTER VAGINAL DELIVERY: ASSESSMENT OF OBSTETRICAL RISK FACTORS IN PRIMIPAROUS WOMEN OF A TERTIARY HOSPITAL

M. V. TABAQUERO;
 Department of OB-Gynecology, Univ. of the Philippines-Philippine Gen. Hosp., Manila, Philippines.

NDP 212

PERINEAL REPAIR FOR OBSTETRIC ANAL SPHINCTER INJURY USING GLUTEAL FOLD FLAP AND EVALUATION BY MULTIPLE DIRECT ULTRASONOGRAPHY

T. TAKAHASHI¹, A. TSUNODA¹, Y. SHIMIZU², Y. IWATANI³, A. YOKOYAMA⁴;
¹GASTROENTEROLOGICAL SURGERY, Kameda Med. Ctr., Kamogawa City Chiba, Japan, ²Kameda Med. center, Kamogawa city, Japan, ³Department of Urogynecology, Kameda Med. Ctr., Kamogawa City Chiba, Japan, ⁴Department of Plastic Surgery, Kameda Med. Ctr., Kamogawa City Chiba, Japan.

NDP 213

NEW FISTULA CLASSIFICATION

A. G. ALDOOL;
 Hosp., Riyadh, Saudi Arabia.

NDP 214

TRANSVAGINAL REPAIR OF VESICOVAGINAL FISTULA: A FIVE YEARS SINGLE CENTER REVIEW

P. SANDER, G. LOSE;
 gynaecol and obstetric, Helev Hosp., Herlev, Denmark.

NDP 215

THE CLINICAL RELEVANCE AND TREATMENT SELECTION OF URETERAL INJURY AFTER CAESAREAN SECTION

T. LOI¹, T. WIJAYA HUANG¹, S. WU², E. F. CORTES³;
¹Chang Gung Mem. Hosp., Keelung, Taiwan, ²Chang Gung Mem. Hospital, Kwei Shan, Tao-Yuan, Taiwan, ³Chang Gung Mem. Hosp. Linkou, Taoyuan County, Taiwan.

NDP 216

USING ICIQ AS A DETERMINATE OF SUCCESSFUL OBSTETRIC FISTULA CLOSURE

P. LETCHWORTH, S. DUFFY, C. DOMONEY;
 Womens services, Chelsea and Westminster, London, United Kingdom.

NDP 217

TRANSVESICOPIC REPAIR OF VVF - 4 YEAR FOLLOW-UP

R. B. NERLII¹, A. GUNTAKA¹, P. MAGDUM¹, V. SHARMA¹, M. B. HIREMATH²;
¹Urology, KLES Kidney Fndn., Belgaum, India, ²Biotechnology, Karnatak Univ., Dharwad, India.

NDP 218

GENITAL TRACT FISTULA IN AFGHAN WOMEN

F. WALI¹, G. ROSTAMINIA², P. JAVADIAN³, A. O'BOYLE⁴, A. JEBRAN⁵, G. DAVIS⁶;
¹CURE Intl. Hosp., Kabul, Afghanistan, ²Inova Hlth., McLean, VA, ³the Univ. of Oklahoma Hlth.Sci. Ctr., Oklahoma city, OK, ⁴Walter Reed Natl. military Med. center, Bethesda, MD, ⁵Cure interNatl. Hosp., Kabul, Afghanistan, ⁶Resolute Support Med. Institutional Advisory Team (MED-IAT), Kabul, Afghanistan.

NDP 219

GENITOURINARY FISTULA FROM PRESSURE NECROSIS: A CASE SERIES

I. T. ALATRACA-MALONZO, L. T. PRODIGALIDAD, A. J. AMIN-ONG;
 Univ. of the Philippines - Philippine Gen. Hosp., Manila, Philippines.

NDP 220**VESICOVAGINAL FISTULA REPAIR - LONG-TERM EXPERIENCE**S. HERSCHORN¹, C. ZAPPAVIGNA²;¹Urology, Univ. of Toronto - Sunnybrook Hlth.Sci. Ctr., Toronto, Canada, ²Urology, Sunnybrook Hlth.Sci. Ctr., Toronto, Canada.**NDP 221****URETEROSCOPIC URETERAL STENTING OF URETEROVAGINAL FISTULA FROM ROBOTIC AND LAPAROSCOPIC GYNECOLOGICAL OPERATIONS**D. SHIN¹, J. LEE¹, H. KIM², C. YOON³, S. CHOI⁴, T. OH⁵;¹Pusan Natl. Univ. Hosp., Busan, Korea, Republic of, ²Gwangju Inst. of Sci. and Technology, Gwangju, Korea, Republic of, ³BHS Han Seo Hosp., Busan, Korea, Republic of, ⁴Kosin Univ. Hosp., Busan, Korea, Republic of, ⁵Samsung Changwon Hosp., Changwon, Korea, Republic of.**NDP 222****VESICOVAGINAL FISTULA RESULTING FROM VAGINAL EVERSION**B. R. THOMAS¹, T. AHO²;¹Urogynaecology, Addenbrooke's Hosp., Cambridge, United Kingdom, ²Urogynaecology, Addenbrooke's Hosp., Cambridge, United Kingdom.**NDP 223****THIRD TRIMESTER NULLIPAROUS HIATAL BIOMETRY AND ASSOCIATED PREGNANCY OUTCOMES**T. TEMTANAKITPAISAN¹, V. CHANTARASORN¹, S. BUNYAVEJCHEVIN¹;

Female pelvic medicine and reconstructive surgery unit, Department of obstetrics and gynecology, Chulalongkorn Univ., Bangkok, Thailand, Bangkok, Thailand, Thailand.

NDP 224**THE MOVEMENT OF THE COCCYX DURING PELVIC FLOOR MUSCLE CONTRACTION: A STUDY USING DYNAMIC MRI**A. FUJISAKI¹, M. SHIGETA², S. HONGO¹, N. TAKAZAWA¹, M. KINJO¹, Y. YOSHIMURA¹;¹Department of Urology, Yotsuya Med. Cube, Tokyo, Japan, ²Yokohama Motomachi Womens' Clinic LUNA, Yokohama, Japan.**NDP 225****OBESITY: HOW MUCH DOES IT MATTER FOR FEMALE PELVIC ORGAN PROLAPSE?**N. R. YOUNG¹, I. KAMISAN ATAN², H. DIETZ²;¹Monash Hlth., East Bentleigh, Australia, ²Univ. of Sydney, Penrith, Australia.**NDP 226****TRANSPERINEAL ULTRASONOGRAPHIC ECHOGENICITY MEASUREMENTS IN PREDICTING CAESAREAN DELIVERY FOR FAILURE TO PROGRESS IN NULLIPAROUS WOMEN**A. T. GROB¹, K. SCHWEITZER¹, M. I. WITHAGEN¹, C. VAN DER VAART¹;

Univ. Med. Ctr. Utrecht, Utrecht, Netherlands.

NDP 227**THE PELVIC FLOOR HIATUS: WHAT CHANGES OVER THE LIFE OF A WOMAN?**S. MEYER¹, D. BAUD², Y. VIAL², S. ROUILLER³, E. PRINCE⁴, C. ACHTARI¹, D. SCHMITTER⁵, M. UNSER⁶;¹Gynecology and Obstetrics Department, Urogynaecology Unit, Lausanne, Switzerland, ²Gynecology and Obstetrics Department, Obstetrics Dept., Lausanne, Switzerland, ³Gynecology and Obstetrics Department, Obstetrics Dept., CHUV, Lausanne, Switzerland, ⁴Gynecology and Obstetrics Department, Urogynaecology Unit, Morges, Switzerland, ⁵Biomedical Imaging Group, EPFL, Lausanne, Switzerland, ⁶Biomedical Imaging Group, Urogynaecology Unit, EPFL Lausanne, Switzerland.**NDP 228****IN-VIVO VISUALIZATION OF POST-OPERATIVE PORE SIZE CHANGES IN TEXTILE MESHES USING MICROCT**N. SINDHWANI¹, Z. LIAQUAT¹, I. URBANKOVA¹, G. VANDEVELDE², A. FEOLA³, J. A. DEPREST⁴;¹Development and Regeneration, Cluster organ systems, Univ. of Leuven, Leuven, Belgium, ²Biomedical MRI, Univ. of Leuven, Leuven, Belgium, ³Univ. of Leuven, Leuven, Belgium, ⁴UZ Leuven, Leuven, Belgium.**NDP 229****ASSOCIATION OF LEVATOR ANI MUSCLE DEFECT AND INJURY ON THREE-DIMENSIONAL ENDOVAGINAL ULTRASOUND AND POST-OBSTETRIC CHRONIC 3RD AND 4TH DEGREE LACERATIONS**A. C. SANTIAGO¹, B. J. BARENBERG², D. E. WHITE³, L. H. QUIROZ⁴, S. SHOEIRI⁵;¹Univ. of Oklahoma Hlth.Sci. Ctr., Oklahoma City, OK, ²Univ. of Oklahoma Hlth.Sci. Ctr., Oklahoma City, OK, ³Univ of Oklahoma HSC, Oklahoma City, OK, ⁴Univ. of Oklahoma Hlth.Sci., Oklahoma City, OK, ⁵The Univ. of Oklahoma HSC, Oklahoma City, OK.**NDP 230****ROLE OF THE 'ONE STOP PERINEAL CLINIC' AND ENDOANAL SCANNING TO IMPROVE CARE OF PATIENTS SUSTAINING THIRD AND FOURTH DEGREE TEARS**N. CRAWFORD¹, S. MUZAFFAR¹;

HAMPSHIRE Hosp.S FOUNDATION TRUST, WINCHESTER, United Kingdom.

NDP 231**MEAN ECHOGENICITY OF THE PUBORECTALIS MUSCLE AND STRESS URINARY INCONTINENCE DURING PREGNANCY AND AFTER DELIVERY**M. K. VAN DE WAARSENBURG¹, M. I. WITHAGEN¹, A. T. GROB², K. SCHWEITZER³, G. A. VAN VEELEN¹, C. VAN DER VAART⁴;¹UMC Utrecht, Utrecht, Netherlands, ²Univ. Med. Ctr. Utrecht, Utrecht, Netherlands, ³umc utrecht, utrecht, Netherlands, ⁴UMCU, Utrecht, Netherlands.**NDP 232****STRESS URINARY INCONTINENCE (SUI) WITH SEVERE HYPERMOBILE URETHRA NEEDS TIGHTER ADJUSTMENT OF THE TAPE COMPARED TO SUI WITH MILD URETHRAL MOBILITY IN TENSION-FREE VAGINAL TAPE (TVT) PROCEDURE**N. TAKAZAWA¹, A. FUJISAKI², S. HONGO², M. KINJO², S. HORIE¹, Y. YOSHIMURA²;¹Urology, Juntendo Univ., Tokyo, Japan, ²Yotsuya Med. Cube, Tokyo, Japan.

NDP 233

EVALUATION OF URETHRAL AND PARAURETHRAL STRUCTURES USING ENDOVAGINAL ULTRASOUND

A. O. YENIEL, M. ERGENOGLU, G. OZCELTIK, I. M. ITIL, N. ASKAR;
Obstetrics and Gynecology, Ege Univ., izmir, Turkey.

NDP 234

THE EVALUATION OF UNSUCCESSFUL TVT (TENSION-FREE VAGINAL TAPE) OPERATION WITH FUNCTIONAL CINE MRI

S. HONGOHI, A. FUJISAKI 2, N. TAKAZAWA 3, M. KINJO 4, Y. YOSHIMURA 2;
1Dept. of Urology Kinki Univ., Osakasayama, Japan, 2Yotsuya Med. Cube, Tokyo, Japan, 3Juntendo Univ., Tokyo, Japan, 4Kyorin University Hosp., Tokyo, Japan.

NDP 235

3D PELVIC FLOOR SONOGRAPHY: ABNORMAL VAGINAL CONFIGURATION ALSO IN NULLIPAROUS WOMEN

R. LANGE 1, S. LANGE 2, S. ALBRICH 3, G. NAUMANN 4;
1Department of obstetrics and gynecology, Klinikum Worms, Worms, Germany, 2Hôpitaux Univ.ires de Genève, Geneva, Switzerland, 3Department of obstetrics and gynecology, Univ.medizin Mainz, Mainz, Germany, 4Department of obstetrics and gynecology, Helios Klinikum Erfurt, Erfurt, Germany.

NDP 236

ULTRASOUND INDICATORS OF RECTAL SUPPORT DEFECT IN WOMEN WITH OBSTRUCTIVE DEFECATORY SYMPTOMS

G. ROSTAMINIA 1, P. JAVADIAN 2, S. SHOBEIRI 3;
1Inova Hlth., McLean, VA, 2The Univ. of Oklahoma Hlth.Sci. Ctr., Oklahoma city, OK, 3The Univ. of Oklahoma HSC, Oklahoma City, OK.

NDP 237

IS NON-INVASIVE PERINEAL ULTRASOUND USEFUL IN TEACHING PELVIC FLOOR MUSCLES EXERCISES TO WOMEN 60 AND OVER WITH OR WITHOUT URINARY INCONTINENCE?

C. DUMOULINI, M. MORIN 2, J. KRUGER 3, S. FRADET 4;
1Canadian Research Chair in Urogynecological Health and Aging, Univ. of Montreal, Montreal, Canada, 2Univ. of Sherbrooke, St-denis de brompton, Canada, 3Auckland Bioengineering Inst., Auckland, New Zealand, 4School of rehabilitation, Faculty of Medicine, Univ. of Montreal, Montreal, Canada.

NDP 238

EVALUATION OF TRIGGERPOINTS IN PATIENTS WITH OVERACTIVE BLADDER (OAB) OR PELVIC PAIN (PP) WITH REAL TIME ELASTOGRAPHY ULTRASOUND

S. SOEDER 1, R. TUNN 2;
1PHYSIOTHERAPY, German Pelvic Floor Ctr., Berlin, Germany, 2Clinic for Urogynecology, German Pelvic Floor Ctr., Berlin, Germany.

NDP 239

EVALUATION OF CARDINAL LIGAMENT'S LENGTH AND CURVATURE BETWEEN PATIENTS WITH AND WITHOUT PELVIC ORGAN PROLAPSE

M. CHEHABI, C. LOUIS 2, A. TOURNIER 2, J. CHAMBERT 2, D. RIETHMULLER 1, R. RAMANAH 1;
1Obstetrics and Gynecology, Besancon Univ. Med. Ctr., Besancon, France, 2Univ. of Franche-Comte, Besancon, France.

NDP 240

LAPAROSCOPIC HYSTERECTOMY WITH MORCELLATION VERSUS ABDOMINAL HYSTERECTOMY FOR AN ENLARGED UTERUS: A DECISION ANALYSIS

E. J. GELLER 1, M. T. SIEDHOFF 2, S. B. WHEELER 3, S. E. RUTSTEIN 4, K. M. DOLL 5, J. M. WU 6, D. CLARKE-PEARSON 2;
1Obstetrics and Gynecology/Urogynecology, UNC-Chapel Hill, Chapel Hill, NC, 2Univ. of North Carolina, Chapel Hill, NC, 3Univ. of North Carolina at Chapel Hill, Chapel Hill, NC, 4UNC-CH, Durham, NC, 5Univ. of North Carolina, Durham, NC, 6UNC-Chapel Hill, Chapel Hill, NC.

NDP 241

CHANGES IN BLADDER FUNCTION IN PELVIC ORGAN PROLAPSE PATIENTS FOLLOWING LAPAROSCOPIC SACROCOLPOPEXY

M. J. NOMURA 1, T. HIRAKAWA 2, K. MIWA 3;
1Urogynecology Center, Kameda Med. Ctr., Kamogawa city, Japan, 2Kameda Med. center, Urogynecology center, Kamogawa city, Chiba prefecture, Japan, 3Kameda Med. center, Kamogawa City, Chiba Prefecture, Japan.

NDP 242

A CASE REPORT. LAPAROSCOPIC PELVIC ORGAN PROLAPSE REPAIR OF A VAULT PROLAPSE FOLLOWING CYSTECTOMY IN FEMALE.

H. ABE, B. FAN, M. ISHII, K. HIROKA, A. OCHI, K. SUZUKI, N. SHIGA, T. OTA;
Urology, Kameda Med. center, Chiba, Japan.

NDP 243

ANATOMICAL AND FUNCTIONAL RESTORATION OF PELVIC ORGAN PROLAPSE ACHIEVED BY LAPAROSCOPIC SACROCOLPOPEXY - INITIAL 52 CASES BY SINGLE SURGEON-

M. TAKEYAMA 1, T. KUWATA 1, C. KATO 1, K. NARIMOTO 2, M. KURIBAYASHI 3, H. ABE 4;
1Urogynecology Center, First Towakai Hosp., Takatsuki city, Japan, 2Kanazawa Univ. Hosp., Kanazawa, Japan, 3Takaishi Fujii Hosp., Takaishi, Japan, 4Kameda Med. center, Chiba, Japan.

NDP 244

COMPARATIVE ANALYSIS OF LAPAROSCOPIC SACROCOLPOPEXY AND ROBOTIC-ASSISTED SACROCOLPOPEXY

A. POPOV 1, K. MIRONENKO 2, B. SLOBODYANUYK 3, D. GUMINA 1;
1Moscow Regional Inst. of Ob./Gyn., Moscow, Russian Federation, 2Endoscopic Surgery, Moscow Regional Inst. of Ob./Gyn., Moscow, Russian Federation, 3Moscow regional Inst. of Ob./Gyn., Moscow, Russian Federation.

NDP 245**ONE-YEAR OUTCOME OF A SIMPLIFIED LAPAROSCOPIC HYSTEROPEXY PROCEDURE USING Y-MESH GRAFTS AND FIBRIN SEALANT SPRAY**

M. HUNG;

Department of Obstetrics & Gynecology, Taichung Veterans Gen. Hosp., Taichung, Taiwan.

NDP 246**OUTCOMES OF SINGLE-SHEET LAPAROSCOPIC SACROHYSTEROPEXY FOR UTEROVAGINAL PROLAPSE UP TO 48 MONTHS**

I. PANDEVA, M. MISTRY, A. FAYYAD;

Urogynaecology Unit, Luton and Dunstable Univ. Hosp., Luton, United Kingdom.

NDP 247**POSTOPERATIVE MESH VISUALIZATION AND ANATOMICAL EVALUATION USING MAGNETIC RESONANCE IMAGING FOLLOWING LAPAROSCOPIC SACROCOLPOPEXY.**

I. LATAR, M. NOMURA, K. MIWA, A. HINO, Y. IWATANI, Y. MIYASHITA, K. HOSHINO, N. MIYAHARA, T. HIRAKAWA, Y. SHIMIZU;

Urogynaecology Center, Kameda Med. Ctr., Chiba Prefecture, Japan, Kamogawa City, Japan.

NDP 248**TRANSUMBILICAL SINGLE-INCISION LAPAROSCOPIC VAGINOPLASTY HYBRID TRANSPERINEAL APPROACH USING SIGMOID COLON SEGMENT: INITIAL 23 CASES**X. HUANG¹, M. ZHANG², S. LI³;¹Dept. of Obstetrics and Gynecology, The Second Hosp. of Hebei Med. Univ., Shijiazhuang, China, ²Dept. of Obstetrics and Gynecology, The Second, Hebei province, China, ³Dept. of Pediatric Surgery, The Second Hospital, Shijiazhuang, China.**NDP 249****INITIAL EXPERIENCE OF LAPAROSCOPIC SACROCOLPOPEXY FOR PELVIC ORGAN PROLAPSE**

S. TERAMOTO;

Urology, Meitetsu Hosp., Nagoya, Japan.

NDP 250**INTRA-OPERATIVE AND POST-OPERATIVE COMPLICATIONS OF POWER MORCELLATION, IN LAPAROSCOPIC SURGERY FOR PELVIC ORGAN PROLAPSE AND OTHERS GYNECOLOGICAL BENIGN CONDITIONS IN A UNIVERSITY HOSPITAL**

V.A. MIRANDA, S. D. POHLHAMMER, S. VIGUERA, R. A. PINEDA;

OBSTETRICS AND GYNECOLOGY DEPARTMENT, PONTIFICIA UNIVERSIDAD CATOLICA DE CHILE, SANTIAGO, Chile.

NDP 251**LAPAROSCOPIC CERVICO- (CESA) AND VAGINO-SACROPEXY (VASA) AS TREATMENT FOR FEMALE PELVIC ORGAN PROLAPSE**S. REXHEPI¹, S. LUDWIG²;¹Klinik Eichstaett, Eichstaett, Germany, ²Univ. of Cologne, Dept. of OB GYN, Köln, Germany.**NDP 252****EVALUATION OF THE INITIAL EXPERIENCE AND LEARNING CURVE WITH ROBOTIC SACROCOLPOPEXY**H. MONVILLE¹, A. CHEVROT², L. L. WAGNER³, L. SOUSTELLE⁴, M. BOUKARAM¹, P. COSTA⁵, S. DROUPY⁴;¹CHU Carêmeau, Nîmes, France, ²CHU NIMES, NIMES, France, ³Univ. Hosp., NIMES, France, ⁴CHU Carêmeau, Nîmes, France, ⁵Hôpital Carêmeau, Nîmes, France.**NDP 253****EARLY EXPERIENCE WITH ROBOTIC-ASSISTED LAPAROSCOPIC SACROCOLPOPEXY (RALS) WITH ALLOGRAFT FASCIA IN PATIENTS WITH PRIOR MESH COMPLICATIONS**

P. KNOLL, N. WESTFALL, K. ANDERSON, B. J. FLYNN;

Urology, U of Colorado, Aurora, CO.

NDP 254**ASSESSMENT OF LEVATOR AVULSION : DIGITAL PALPATION VERSUS TOMOGRAPHIC ULTRASOUND IMAGING**I. KAMISAN ATANI¹, S. LIN², P. HERBISON³, H. DIETZ¹, P. D. WILSON FOR PROLONG STUDY²;¹Univ. of Sydney, Penrith, Australia, ²Univ. of Otago, Dunedin, New Zealand, ³Preventive and Social Medicine, Univ. of Otago, Dunedin, New Zealand.**NDP 255****THE EFFECT OF PREGNANCY ON WOMEN'S SEXUAL FUNCTION, BODY IMAGE AND PELVIC FLOOR FUNCTIONS**H. DINC¹, N. KIZILKAYA BEJIZ²;¹Istanbul Univ. Faculty of Hlth.Sci. Dept., Istanbul, Turkey, ²Istanbul Univ., Florence Nightingale Nursing Faculty, Dept. of Obstetrics and Gynecology Nursing, Istanbul, Turkey.**NDP 256****DIASTASIS RECTI ABDOMINIS, PELVIC FLOOR MUSCLES AND PELVIC FLOOR DYSFUNCTION IN NULLIPAROUS PREGNANT AND PRIMIPAROUS POSTPARTUM WOMEN**K. BOI¹, G. HILDE², M. K. TENNFJORD¹, J. B. SPERSTAD¹, M. E. ENGH²;¹Sports Medicine, Norwegian Sch. of Sport Sci., Oslo, Norway, ²Obstetrics and Gynecology, Akershus Univ. Hosp., Lørenskog, Norway.**NDP 257****INTRA-RECTAL PRESSURE RECORDINGS DURING SECOND PHASE OF LABOR IN PRIMIPARAE : IS IT USEFUL FOR PREVENTING POST-DELIVERY PELVIC FLOOR COMPLAINTS ?**S. MEYER¹, D. BAUD², P. HOHFELD², Y. VIAL², F. SALCHLI³, C. H. ACHTARI¹;¹Urogynaecology Unit, CHUV, Lausanne, Switzerland, ²Obstetric Departement, CHUV, Lausanne, Switzerland, ³Micro-nanotechnology Dept, HEIG, Yverdon, Switzerland.

NDP 258

CONTRAST BETWEEN POTENTIAL RISK FACTORS PELVIC ORGAN PROLAPSE AND STRESS URINARY INCONTINENCE

N. RODRIGUEZ-MIASI, E. MARTINEZ-FRANCO 2, J. AGUADO 3, E. SANCHEZ 4, L. AMAT TARDIU 5;
1Obstetrics and Gynaecology, Hosp. Sant Joan de Déu, Barcelona, Spain, 2Research and Development Unit, Parc Sanitari Sant Joan de Déu, Barcelona, Spain, 3Research and Development Unit, Parc Sanitari Sant Joan de Déu, Sant Boi de Llobregat, Barcelona, Spain, 4Blanquerna School of Health Sciences, Univ. Ramon Llull, Barcelona, Spain, 5Hosp. Univ. Sant Joan de Déu, Barcelona, Spain.

NDP 259

IS VAGINAL CANDIDA COLONIZATION DURING PREGNANCY A RISK FACTOR FOR VAGINAL TEARS AND OBSTETRIC PERINEAL TRAUMA?

A.Y. WEINTRAUB 1, Y. BAUMFELD 1, D. PAZ LEVY 2, T. LANXNER BATTAT 1, M. IMTERAT 1, R. HIZKIYAHU 3;
1Department of Obstetrics and Gynecology, Soroka Univ. Med. Ctr., Beer Sheva, Israel, 2Department of Obstetrics and Gynecology, Soroka Univ. Med. Ctr., Beer Shava, Israel, 3Department of Obstetrics and Gynecology, Soroka Univ. Med. Ctr., Neta, Israel.

NDP 260

EFFECTS OF BIOFEEDBACK ASSISTED PELVIC FLOOR MUSCLE THERAPY AS URGE SUPPRESSION TECHNIQUE ON EMG SIGNALS OF THE PELVIC FLOOR IN WOMEN WITH THE OVERACTIVE BLADDER SYNDROME

J. VOORHAM 1, S. DE WACHTER 2, H. PUTTER 3, G. LYCKLAMA A NIJEHOLT 1, P. J. VOORHAM-VAN DER ZALM 1;
1Urology, Leiden Univ. Med. Ctr., Leiden, Netherlands, 2Univ. Hosp. antwerpen - Univ. antwerp, Edegem, Belgium, 3Leiden Univ. Med. Ctr., Leiden, Netherlands.

NDP 261

THE INCIDENCE AND RISK FACTORS OF OBSTETRIC ANAL SPHINCTER INJURIES (OASIS) AFTER VARIOUS MODES OF VAGINAL DELIVERIES IN HONG KONG WOMEN

C. TUNG;
Obstetrics and Gynaecology, Queen Elizabeth Hosp., Kowloon, Hong Kong.

NDP 262

PELVIC FLOOR FUNCTION EVALUATION OF SINGLETON PRIMIPARAE AFTER VAGINAL DELIVERY AND CAESAREAN SECTION: SEVEN TO TWELVE-YEAR LONG OBSERVATIONAL COHORT STUDY

M. HUSER 1, P. JANKU 1, I. BELKOV 1, Z. ZBOZINKOVA 2, M. BURSA 3, P. VENTRUBA 1;
1Department of Obstetrics and Gynecology, Brno Univ. Hosp. and Masaryk Univ. Med. Schol, Brno, Czech Republic, 2Inst. of Biostatistics and Analyses of Masaryk Univ. Med. Sch., Brno, Czech Republic, 3Dept. of Cybernetics, Faculty of Electrical Engineering, Czech Technical Univ., Prague, Czech Republic.

NDP 263

SEVERE POST-OBSTETRIC PERINEAL TEARS: MEDIUM-TERM CONSEQUENCES ON WOMEN'S QUALITY OF LIFE.

A. PIZZOFERRATO, A. FAUCONNIER, P. ROZENBERG, G. BADER;
Intercommunal Hosp. Ctr. of Poissy, Poissy, France.

NDP 264

MDT WORKING TOWARDS IMPROVING PERINEAL CARE OF WOMEN AT DELIVERY- A SERVICE IMPROVEMENT PROJECT

N. CRAWFORD, S. MUZAFFAR;
HAMPSHIRE Hosp. FOUNDATION TRUST, WINCHESTER, United Kingdom.

NDP 265

PREGNANCY INDUCED ADAPTATIONS IN MECHANICAL AND BIOCHEMICAL PROPERTIES OF INTRAMUSCULAR EXTRACELLULAR MATRIX IN PELVIC FLOOR MUSCLES

M. ALPERINI 1, D. M. LAWLEY 2, R. PICHKA 3, R. L. LIEBER 4;
1Reproductive Medicine, Division of FPMRS, Univ. of California, San Diego, La Jolla, CA, 2Reproductive Medicine, Univ. of California, San Diego, La Jolla, CA, 3Orthopaedic Surgery, Univ. of California, San Diego, La Jolla, CA, 4Orthopaedic Surgery, Bioengineering, Univ. of California, San Diego, La Jolla, CA.

NDP 266

IMPACT OF VAGINAL DELIVERY ON STRUCTURE AND FUNCTION OF PELVIC FLOOR MUSCLES

M. ALPERINI 1, M. S. COOK 2, L. TUTTLE 3, D. M. LAWLEY 4, R. L. LIEBER 5;
1Reproductive Medicine, Division of FPMRS, Univ. of California, San Diego, La Jolla, CA, 2Univ. of Minnesota, Minneapolis, MN, 3San Diego State Univ., San Diego, CA, 4Reproductive Medicine, Univ. of California, San Diego, La Jolla, CA, 5Orthopaedic Surgery, Bioengineering, Univ. of California, San Diego, La Jolla, CA.

NDP 267

REGIO PERINEI DURING SECOND STAGE OF VAGINAL LABOUR - ANALYSIS WITH TWIN-HEAD 3D OPTICAL SURFACE SCANNER

M. OTCENASEK 1, L. HAAKOVA 2, P. TICHY 3, Z. HORAK 3, R. GRILL 4;
1Urology, 3rd faculty of medicine and FNKV, Prague, Czech Republic, 2Inst. for the Care of the Mother and Child, Prague 4, Czech Republic, 3Biomechanics, Czech Technical Univ. CVUT, Prague, Czech Republic, 4Department of Urology, 3rd faculty of medicine and FNKV, Prague, Czech Republic.

NDP 268

SYSTEMATIC REVIEW OF ASSOCIATIONS BETWEEN ANTENATAL ULTRASONOGRAPHIC LEVATOR HIATAL MEASUREMENTS AND MODE OF DELIVERY

A. OBLOZA 1, P. TOOZS-HOBSON 2, K. ISMAIL 3, J. KIRBY 1, D. YATES 1;
1Birmingham Women's Hosp. NHS FT, Birmingham, United Kingdom, 2Birmingham women's Foundation NHS Trust, Birmingham, United Kingdom, 3Univ. of Birmingham, Birmingham, United Kingdom.

NDP 269

FUNCTIONAL CHANGES OF THE PELVIC FLOOR MUSCLES FOLLOWING VAGINAL DELIVERY: DOES ETHNICITY MATTER?

T. TIAN 1, J. KRUGER 2, V. WONG 3, J. SMALLDRIDGE 4, L. M. HAYWARD 5, P. M. NIELSEN 6, M. NASH 7, A. TABERNER 7, S. BUDGETT 8;
1Auckland Bioengineering Inst./Dept. of statistics, University of Auckland, New Zealand, 2Auckland Bioengineering Inst., Auckland, New Zealand, 3Nepean Med. Campus, Univ. of Sydney, Penrith, Australia, 4Department of O&G, Counties Manukau Hlth., Auckland, New Zealand, 5Middlemore Hosp., Auckland, New Zealand, 6Univ. of Auckland, Auckland, New Zealand, 7Auckland Bioengineering Inst., University of Auckland, New Zealand, 8STATISTICS, Dept. of Statistics, University of Auckland, New Zealand.

NDP 270

UNUSUAL PELVIC FLOOR DYSFUNCTION IN PATIENTS WITH SJOGREN'S SYNDROME: A CASE SERIES OVER 7 YEARS IN A REGIONAL REFERRAL UNIT

A. BUDDEN 1, A. STURGESS 2, K. H. MOORE 1;

1Pelvic Floor Unit, UNSW, Short Street, Kogarah, Australia, 2Dept of Rheumatology, UNSW, Short Street, Kogarah, Australia.

NDP 271

PREDICTION OF CONTINENCE STATUS ONE YEAR AFTER DELIVERY

H. H. JOHANNESSEN 1, A. WIBE 2, S. ARVID 3, L. SANDVIK 4, S. MØRKVED 5;

1Department of Physiotherapy, Ostfold Hosp. Trust, Fredrikstad, Norway, 2Department of Cancer Research and Molecular Medicine, Norwegian Univ. of Sci. and Technology, Trondheim, Norway, 3Department of Surgery, Ostfold Hosp. Trust, Fredrikstad, Norway, 4Centre of Biostatistics and Epidemiology, Oslo Univ. Hosp., Oslo, Norway, 5Department of Public Health and General Practice, Norwegian Univ. of Sci. and Technology, Trondheim, Norway.

NDP 272

PREGNANCY AND DELIVERY IN WOMEN WITH CONGENITAL SPINAL CORD DEFECTS AND NEUROGENIC BLADDER

Q. MANACHI 1, M. DOMMERGUES 2, P. DENYS 3, K. LOISEAU 4, G. ROBAIN 5, E. J. CHARTIER-KASTLER 6, V. PHE 7;

1Department of Urology, Pitie -Salpetriere Academic Hosp, Paris, France, 2Department of Gynecology and Obstetrics, Pitie -Salpetriere Academic Hosp, Paris, France, 3Hosp. Raymond Poincaré, Garches, France, 4Department of Physical Medicine and Rehabilitation, Rothschild Hosp., Paris, France, 5Hôpital Rothschild, Paris, France, 6urological Dept., Med. school Pierre et Ma, Paris, France, 7Pitie Salpetriere Academic Hosp., Paris, France.

NDP 273

CAN PILATES TECHNIQUE CHANGE PUBOVISCERAL MUSCLE THICKNESS BY THREE-ULTRASSOUND? PRELIMINARY RESULTS OF A RANDOMIZED CONTROLLED TRIAL

L. TORELLI 1, A. RESENDE 1, L. STUPP 1, L. DELLA NEGRA 1, Z. I. JÁRMY-DI BELLA 1, C. A. RODRIGUES 2, M. GRIMBAUM 1, A. F. MORON 1, E. E. ARAUJO 1, R. A. CASTRO 3, G. MJB 1, M. G. SARTORI 4;

1Gynecology Department of Federal University of São Paulo - Brazil, UNIFESP Federal Univ. of São Paulo - Brazil, SAO PAULO, Brazil, 2UNIFESP, Sao Paulo, Brazil, 3Federal Univ. of São Paulo, São Paulo, Brazil, 4Escola Paulista de Med., Sao Paulo, Brazil.

NDP 274

EFFECT OF OBESITY ON THE PREVALENCE AND IMPACT OF PELVIC FLOOR DISORDERS IN WOMEN AWAITING BARIATRIC SURGERY

G. K. AL-SHAIKHI 1, L. IBRAHIM 2, H. AL-MANDEEL 1;

1Obstetrics & Gynecology, King Saud Univ., Riyadh, Saudi Arabia, 2Obstetrics & Gynecology, King Faissal Specialist Hosp. and Res. Ctr., Riyadh, Saudi Arabia.

NDP 275

IMPACT OF PHYSIOTHERAPEUTIC INTERVENTION ON PELVIC FLOOR MUSCLE IN PATIENT WITH MAYER-ROKITANSKY-KÜSTER-HAUSER SYNDROME WHO UNDERWENT VAGINAL DILATORS: A CASE REPORT

L. STÜPPI 1, C. F. NASCIMENTO 1, C. PLÖGER 1, V. R. APFEL 1, C. C. TAKANO 1, Z. J. DI BELLA 1, M. J. GIRÃO 1, M. G. SARTORI 2;

1Department of Gynecology, Federal Univ. of São Paulo - UNIFESP, Sao Paulo, Brazil, 2Escola Paulista de Med., Sao Paulo, Brazil.

NDP 276

CAN WE IDENTIFY THE RISK FACTORS ASSOCIATED TO SEVERE OBSTETRIC ANAL SPHINCTER INJURIES?

J. MELENDEZ MUNOZ, M. RASHID, R. OLIVER;

OBSTETRICS AND GYNAECOLOGY, Whipps Cross Univ. Hosp., London, United Kingdom.

NDP 277

PELVIC FLOOR MUSCLE RESPONSE TO PROPRIOCEPTIVE AND AWARENESS TECHNIQUES: CASE SERIES IN WOMEN WITH MAYER-ROKITANSKY-KÜSTER-HAUSER SYNDROME

L. STÜPPI 1, C. F. NASCIMENTO 1, C. PLÖGER 1, V. R. APFEL 1, C. C. TAKANO 1, M. J. GIRÃO 1, M. G. SARTORI 2;

1Department of Gynecology, Federal Univ. of São Paulo - UNIFESP, São Paulo, Brazil, 2Escola Paulista de Med., Sao Paulo, Brazil.

NDP 278

PELVIC FLOOR HEALTH EDUCATION IN PREGNANCY

M. T. HYAKUTAKEI 1, N. A. KOENIG 2, L. BAERG 2, V. HAN 2, G. CUNDIFF 3, R. GEOFFRION 3;

1Obstetrics and gynecology, Univ. of Alberta, Edmonton, Canada, 2Univ. of British Columbia, Vancouver, Canada, 3Obstetrics and gynecology, Univ. of British Columbia, Vancouver, Canada.

NDP 279

POSTPARTUM SYMPTOM REVIEW OF OBSTETRIC- ASSOCIATED ANAL SPHINCTER INJURY (OASIS) COMPARING NORMAL VAGINAL DELIVERY (NVD) WITH INSTRUMENTAL DELIVERY.

S. WISEMAN 1, S. O'SULLIVAN 2, B. A. O'REILLY 3;

1Physiotherapy department, Cork Univ. Maternity Hosp., Cork, Ireland, 2Department of Obstetrics and Uro-gynaecology, Cork Univ. Maternity Hosp., Cork, Ireland, 3CUMH, Cork, Ireland.

NDP 280

BODY IMAGE AND PSYCHOSOCIAL EFFECTS OF ANAL SPHINCTER INJURY: A RETROSPECTIVE STUDY OF WOMEN ATTENDING A PERINEAL CLINIC

D. A. ILES 1, R. KHAN 1, K. A. NAIDOO 2, J. MYERS 3, F. REID 4;

NDP 281

NEW MEASURES FOR PREDICTING OBSTETRICS OUTCOME AND BIRTH RELATED PELVIC FLOOR TRAUMA ANTENATALLY

G. ROSTAMINIAI 1, J. D. PECK 2, K. VAN DELFT 3, R. THAKAR 4, A. H. SULTAN 5, S. SHOBEIRI 6;
1Inova Hlth., McLean, VA, 2Univ. of Oklahoma Hlth.Sci. Ctr., Oklahoma City, OK, 3Croydon Univ. HHosp., London, United Kingdom, 4Croydon Univ. Hosp., London, United Kingdom, 5Croydon Univ. Hosp., Croydon, United Kingdom, 6The Univ. of Oklahoma HSC, Oklahoma City, OK.

NDP 282

PARITY AND PELVIC FLOOR DYSFYNSTION SYMPTOMS DURING PREGNANCY ANDPOSTPARTUM

G. ROSTAMINIAI 1, P. JAVADIAN 2, C. JONES 3, S. LAMB 3, J. FISCHER 3, A. O'BOYLE 3;
1Inova Hlth., McLean, VA, 2the Univ. of Oklahoma Hlth.Sci. Ctr., oklahoma city, OK, 3Walter Reed Natl. Military Med. Ctr., Bethesda, MD.

NDP 283

DIFFERENCES IN RISK FACTORS OF HIGH TEAR DEGREE IN DELIVERY BETWEEN THE INSTRUMENTAL DELIVERY AND VAGINAL DELIVERY

A. PEREDA 1, N. PONS 2, M. MANRESA2, S. PALMERO 2, G. MORENO 2, M. ESTEVE 2, M. GIRVENT 3, V. ALVAREZ 3, F. OJEDA 4;
1Gynecology and Obstetrics, Hosp. Gen. de Granollers, Granollers, Spain, 2Gynecology and Obstetrics, Hosp. Gen. de Granollers, Barcelona, Spain, 3Hosp. Gen. de Granollers, Granollers, Spain, 4Hosp. Gen. de Granollers, Barcelona, Spain.

NDP 284

MRI BASED 3D COMPUTER MODEL FOCUSED ON DISTRIBUTION OF LEVATOR ANI MUSCLE STRESS DEPENDING ON INITIAL FETAL HEAD POSITION AND INTERNAL ROTATION DURING VAGINAL DELIVERY

L. KROFTA 1, L. HAVELKOVA 2, L. HYNČIK 2, I. URBANKOVA1, M. KRČMAR 1, J. FEYEREISL 1;
1Inst. for the care of mother and child, Prague 4, Czech Republic, 2Univ. of West Bohemia, Plzen, Czech Republic.

NDP 285

ASSESSING PELVIC FLOOR QUALITY OF LIFE IN POSTPARTUM WOMEN- PPFQ, A NOVEL SCREENING TOOL

G. THIAGAMOORTHY1, H. CHYKYDA 2, I. GIARENIS 3, L. CARDOZO 3, S. SRIKRISHNA 3, D. ROBINSON 3;
1Urogynaecology Department, King's Coll. Hosp., London, United Kingdom, 2King's Coll. Hosp., London, UK, London, United Kingdom, 3King's Coll. Hosp., London, United Kingdom.

NDP 286

ANALYSIS OF CLINICAL RISK FACTORS INDICATES A PROTECTIVE ROLE OF RESTRICTIVE EPISIOTOMY IN PREVENTING SEVERE OBSTETRIC PERINEAL TEARS

M. MONTEIRO1, G. M. PEREIRA 2, R. L. AZEVEDO 1, M. D. CORREIA-JR 1, A. R. FONSECA 1, Z. S. REIS 1;
1FEDERAL Univ. OF MINAS GERAIS, BELO HORIZONTE, Brazil, 2COUNCIL PARA DE MINAS, PARA DE MINAS, Brazil.

NDP 287

INCIDENCE AND RISK FACTORS FOR SEVERE PERINEAL LACERATIONS IN AN ITALIAN SETTING

M. SOLIGO1, S. LIVIO 1, E. DE PONTI 2, I. SCEBBA 1, F. CARPENTIERI 1, E. FERRAZZI 1;
1Dept. Woman, Mother and Neonate, Buzzi Children's Hosp. icp -Univ. of Milan, Milan, Italy, 2Medical physics Dep, AO San Gerardo, Monza, Italy.

NDP 288

HEALING OF POST-PARTUM EPISIOTOMY DEHISCENCE USING LOW LEVEL LASER THERAPY (LLLT) - A CASE REPORT

M. M. HOGAN;
Physiotherapy Department, Midland Regional Hosp., Mullingar, Ireland, Westmeath, Ireland.

NDP 289

ASSESSMENT OF A PRATICAL INTERVENTION PROGRAM TO REDUCE THE INCIDENCE OF OBSTETRIC ANAL SPHINCTER INJURY.

Y. VAN ROON, N. RAHMAN, A. PRADHAN;
Obstetric and Gynaecology, Hinchingbrooke Hosp., Huntingdon, United Kingdom.

NDP 290

UTERINE PROLAPSE 3RD -4TH GRADE IN YOUNG AGE AFTER 2ND SURGICAL RECONSTRUCTION

A. D. AZINAR, G. HARDIANTO, H. PARATHON, E. M. KURNIAWATI;
Obstetric Gynecology, Airlangga Univ./ Dr. Soetomo Hosp., Surabaya, Indonesia.

NDP 291

PELVIC ORGAN PROLAPSE SURGERY RESTORE THE DETRUSOR CONTRACTION "SUSTAINABILITY"

T. KITTA, T. MITSUI, Y. KANNO, H. CHIBA, K. MORIYA, N. SHINOHARA;
Department of Renal and Genitourinary surgery, Hokkaido Univ. Graduate Sch. of Med., Sapporo, Japan.

NDP 292

THE IMPACT OF ESTROGEN IN WOMEN USING A VAGINAL PESSARY FOR PROLAPSE

M. DECONINCK 1, M. VERHEECKE 2, S. HOUSMANS 3, A. P. DE DECKER1;
1urogynecology, european Hosp.s brussels, Brussels, Belgium, 2gynecology, catholic Univ. Leuven, leuven, Belgium, 3urogynecology, catholic Univ. Leuven, Leuven, Belgium.

NDP 293

SACROSIPNOUS FIXATION AUDIT

S. GOVINDAPILLAI-AMBIKA, S. CHAWATHE;
Obstetrics and Gynaecology, Prince Charles Hosp., Merthyr Tydfil, United Kingdom.

NDP 294**LONG-TERM OUTCOME OF MCCALL CULDOPLASTY AT VAGINAL HYSTERECTOMY IN PROLAPSED UTERUS**

K. GALCZYNSKI, L. NOWAKOWSKI, P. MIOTLA, T. RECHBERGER;
2nd Dept. of Gynecology Med. Univ. of Lublin, Poland, Lublin, Poland.

NDP 295**ANCHORSURE - ANCHORING SYSTEM: OUTCOMES AND SAFETY PROFILE IN VAGINAL RECONSTRUCTIVE SURGERY**

E. KAPLAN;
Ctr. For Advanced Gynecologic Surgery, Walnut Creek, CA.

NDP 296**CHANGES OF PELVIC FLOOR SYMPTOMS AND QUALITY OF LIFE AFTER PELVIC ORGAN PROLAPSE SURGERY**

H. KASHIHARA, Y. TOKUGAWA, Y. NISHIO;
Osaka Police Hosp., Osaka, Japan.

NDP 297**IS "DRAGGING" A SYMPTOM OF FEMALE PELVIC ORGAN PROLAPSE?**

C. CHATEL I, I. KAMISAN ATAN I, V. DELLA ZAZZERA I, N. B. AB LATIP 2, A. J. MARTIN 3, H. DIETZ 4;
1Sydney Med. Sch. Nepean, Kingswood, Australia, 2Sydney Med. Sch., Nepean, Penrith, Australia, 3NHMRC Clinical Trials Ctr. Univ. of Sydney, Camperdown, Australia, 4Univ. of Sydney, Springwood, Australia.

NDP 298**MOBILITY AND STRESS ANALYSIS DURING A SACRAL COLPOPEXY, USING A NUMERICAL MODEL OF THE PELVIC SYSTEM.**

E. JEAN DIT GAUTIER I, O. MAYEUR 2, G. LAMBLIN 3, M. BRIEU 2, C. RUBOD I, M. COSSON I;
1CHRU Jeanne de Flandre, Lille, France, 2Laboratoire Mécanique de Lille, UMR CNRS 8107, Villeneuve d'Ascq, France, 3CHRU Lyon hopital mère-enfant, Lyon, France.

NDP 299**SITE SPECIFIC CORRECTION OF FEMALE POP WITH INDIVIDUALLY TAILORED MESH: ANTERIOR TRANSOBTURATOR (ATOM), POSTERIOR ISCHIORECTAL (PIRM), POSTERIOR ISCHIORECTAL TRANSOBTURATOR (PIRTOM) AND ANTERIOR TRANSOBTURATOR POSTERIOR ISCHIORECTAL MESH (ATOPIRM)**

M. LUZNIK, M. KERSIC;
Gen. Hosp. Slovenj Gradec, Slovenj Gradec, Slovenia.

NDP 300**OCCULT GYNAECOLOGICAL MALIGNANCIES IN PATIENTS WITH PELVIC ORGAN PROLAPSE - THE PITFALLS**

K. NG, K. NG;
Natl. Univ. Hosp., Singapore, Singapore.

NDP 301**DOES SACROCOLPO-HYSTEROPEXY AFFECT EXTERNAL GENITAL DIMENSIONS AND IMPACT UPON SEXUAL FUNCTION?**

A. L. FISHER I, R. NICHOLSON I, A. KHUNDA I, P. A. BALLARD 2;
1James Cook Univ. Hosp., Middlesbrough, United Kingdom, 2South Tess NHS Trust, Middlesbrough, United Kingdom.

NDP 302**FACTORS AFFECTING SUCCESSFULNESS OF VAGINAL PESSARY USE FOR THE TREATMENT OF PELVIC ORGAN PROLAPSE**

O. LEKSKULCHAI;
OBSTETRICS AND GYNECOLOGY, Thammasat Univ., Patumtani, Thailand.

NDP 303**VAGINAL TREATMENT OF HIGH GRADE POP: PROGRESS WITH AN INNOVATIVE MESH SPARING THE UTERUS**

G. NICITA, M. MILANESI, F. NATALE, A. MARI, A. COCCI, O. SALEH, T. JAEGER, V. LI MARZI;
Urology, Univ. of Florence, Florence, Italy.

NDP 304**MANAGING A CASE OF INTUSSUSCEPTION AFTER LAPAROSCOPIC SACRAL COLPOPEXY**

B. NEUBER I, J. ANGLEITNER-FLOTZINGER I, W. DIRSCHLMAYER I, R. HORNOF 2, G. ZEIDLER 2;
1Gynecology and Obstetrics, Krankenhaus der Barmherzigen Schwestern Ried, Ried im Innkreis, Austria, 2Surgery, Krankenhaus der Barmherzigen Schwestern Ried, Ried im Innkreis, Austria.

NDP 305**DOES VAGINAL OESTROGEN TREATMENT WITH SUPPORT PESSARIES IN POP REDUCE COMPLICATIONS?**

S. BULCHANDANI I, P. TOOZS-HOBSON 2, T. VERGHESE 3, P. M. LATTHE 3;
1OBSTETRICS AND GYNAECOLOGY, Birmingham Women's NHS Fdn. Trust, Birmingham, United Kingdom, 2Urogynaecology, Birmingham Women's NHS Fdn. Trust, Birmingham, United Kingdom, 3Birmingham Women's NHS Fdn. Trust, Birmingham, United Kingdom.

NDP 306**DOES HYSTERECTOMY INDUCE A RECURRENT PROLAPSE AFTER****ANTERIOR MESH REPAIR: A SUBGROUP ANALYSIS OF THE TILOOP TOTAL 6 STUDY (NCT01084889)**

M. GREBEL, C. FUENFGELD 2, M. MENGEL 3, M. STEHLE 2, D. WATERMANN 4, J. KAUFHOLD 5, G. CISTERNAS I;
1Krankenhaus Dresden Friedrichstadt, Dresden, Germany, 2Klinik Tettang, Tettang, Germany, 3Klinikum Oberlausitzer Bergland, Zittau, Germany, 4Ev. Diakoniekrankenhaus, Freiburg, Germany, 5Obstetrics & Gynecology Ludwigsburg, Ludwigsburg, Germany.

NDP 307**OUTPATIENT AMBULATORY VAGINAL SURGERY: ASSESSING PATIENT SATISFACTION AND MORBIDITY**

A. ALASI, L. M. ESPAILLAT-RIJO 2, L. PLOWRIGHT 2, G. W. DAVILA 2;
1Female Pelvic Medicine and Reconstructive Surgery, Cleveland Clinic Florida, Weston, FL, 2Cleveland Clinic Florida, Weston, FL.

NDP 308

COMPARISON OF CLINICAL OUTCOME AND URODYNAMIC FINDINGS USING “PERIGEE” VERSUS “ELEVATE ANTERIOR” SYSTEM DEVICES FOR THE TREATMENT OF PELVIC ORGAN PROLAPSE

C.Y. LONG;

OB/GYN, Kaohsiung Med. Univ., Kaohsiung City, Taiwan.

NDP 309

DO AFRICAN -AMERICAN WOMEN HAVE A HIGHER RATE OF MESH EROSION AFTER ABDOMINAL SACROCOLPOPEXY WITHOUT CONCOMITANT HYSTERECTOMY?

S. MARINKOVIC;

Detroit Med. Ctr., Detroit, MI.

NDP 310

SURGICAL TREATMENT OF GENITAL PROLAPSE WITH SURELIFT® MESH IN PATIENTS AT RISK OF RECURRENCE

X. LINI, E. MARTINEZ FRANCO 2, L. AMAT TARDIU 1;

I Hosp. Sant Joan de Déu, Barcelona, Spain, 2Parc Sanitari Sant Joan de Déu, Sant Boi de Llobregat, Spain.

NDP 311

BILATERAL REPLACEMENT OF THE UTERO-SACRAL LIGAMENTS (CESA AND VASA) AS TREATMENT FOR GENITAL PROLAPSE

W. JAGER, S. LUDWIG, J. FRIEDRICH, P. MALLMANN;

Gynecology, Univ. of Cologne, Köln, Germany.

NDP 312

A RETROSPECTIVE STUDY OF PELVIC ORGAN PROLAPSE SURGERY USING A NON-ANCHORED MESH AND A VAGINAL SUPPORT DEVICE

H. Z. LINI, K. M. LIM 1, J. J. WONG 1, R. K. NG 2;

I Obstetrics and Gynaecology, Natl. Univ. Hosp., Singapore, Singapore, 2Natl. Univ. Hosp., Singapore, Singapore.

NDP 313

A SINGAPOREAN EXPERIENCE OF COLPOCLEISIS IN TREATMENT OF SEVERE UTEROVAGINAL PROLAPSE

J. J. WONG 1, H. LIN 2, R. K. NG 2;

I Obstetrics and Gynaecology, Natl. Univ. Hosp., Singapore, Singapore, Singapore, 2Natl. Univ. Hosp., Singapore, Singapore.

NDP 314

USAGE OF A LOCAL ANESTHESIA IN THE COLPORRHAPHY ANTERIOR - COMPARATIVE STUDY

J. VLACIL 1, O. SOTTNER 1, K. MAXOVA 1, M. KOTOULOVA 1, A. MARTAN 2, I. MALA 3, M. HALASKA 4;

I Dept. of Obstetrics and Gynecology, First Med. Faculty of Charles Univ. and Hosp. Bulovka, Prague, Czech Republic, 2Dpt. of Obstet. and Gynecol., 1st Faculty of Med., Prague, Czech Republic, 3Dept. of Probability and Statistics, Univ. of Economics, Prague, Prague, Czech Republic, 4Dept. of Obstetrics and Gynecology, First Med. Faculty of Charles Univ. and Hosp. Bulovka, Prague 8, Czech Republic.

NDP 315

PROLAPSE AND PELVIC LIGAMENTS - PULL-OUT FORCES OF DIFFERENT KITS AND STITCHES

K. MAXOVA 1, M. HALASKA 2, J. VLACIL 1, E. PETRI 3, R. SEDLACEK 4, M. KOTOULOVA 5, O. SOTTNER 5;

I Dept. of Obstetrics and Gynecology, First Med. Fac, Prague, Czech Republic, 2Charles Univ., Prague 8, Czech Republic, 3Div. of Urogynecology, Dept. of Obstetrics and Gynecology, Univ. of Greifswald, Greifswald, Germany, 4Lab. of Biomechanics, Dept. of Mechanics, Biomechanics and Mechatronics, Prague, Czech Republic, 5Dept. of Obstetrics and Gynecology, First Med, Prague, Czech Republic.

NDP 316

COATING OF MESH GRAFTS FOR PROLAPSE AND URINARY INCONTINENCE REPAIR WITH AUTOLOGOUS PLASMA: 1-YEAR RESULTS

D. BARSKI 1, H. GERULLIS 1, E. GEORGAS 1, B. KLOSTERHALFEN 2, M. BOROS 3, T. OTTO 1;

I Urology, Lukas Hosp. Neuss, Neuss, Germany, 2German Centre for Implant-Pathology, German Ctr. for Implant-Pathology, Düren, Germany, 3Department of Experimental Surgery, Univ. of Szeged, Szeged, Hungary.

NDP 317

POSTERIOR COMPARTMENT PROLAPSE: EVIDENCE OF PROGRESSION OVER TIME

M. JÓZWIK 1, I. KAMISAN ATAN 2, C. W. FERREIRA 2, J. L. CAUDWELL-HALL 2, K. L. SHEK 2, H. P. DIETZ 2;

I Sydney Med. Sch. Nepean, Univ. of Sydney, Penrith, Australia and Dept. of Gynecol. & Gynecol. Oncology, Med. Univ. of Białystok, Białystok, Poland, 2Sydney Med. Sch. Nepean, Univ. of Sydney, Penrith, Australia.

NDP 318

DO POP-Q PROLAPSE MARKERS PROVIDE STATISTICAL CONSISTENCY?

B. T. HAYLEN 1, S. KERR 2, S. NAIDOO 3, W. BIRRELL 4;

I Gynecology, St Vincent's Clinic, Sydney, Australia, 2Immunology, Kirby Inst., UNSW, Sydney, Australia, 3Gynecology, St Vincent's Hosp., Sydney, Australia, 4Gynecology, Mater Hosp., Sydney, Australia.

NDP 319

EFFECTIVENESS AND SAFETY OF TENSION-FREE VAGINAL MESH PROCEDURES WITHOUT DISTAL ARMS FOR ANTERIOR VAGINAL PROLAPSE REPAIR

T. KUWATAI, M. TAKEYAMA 1, C. KATO 1, M. TAYA 2, M. KURIBAYASHI 2, K. NARIMOTO 3;

I First Towakai Hosp., Takatsuki City, Japan, 2Takaishi Fujii Hosp., Takaishi City, Japan, 3Kanazawa Univ. Hosp., Kanazawa, Japan.

NDP 320

LONG-TERM SURGICAL OUTCOMES OF VAGINAL SACROSPINOUS FIXATION IN WOMEN WITH PELVIC ORGAN PROLAPSE

S. R. LJUSTINA, R. B. ARGIROVIC;

Clinic of obstetrics and gynecology, Clinical center of Serbia, Belgrade, Serbia.

NDP 321**LAPAROSCOPIC NON-MESH SURGERY FOR PELVIC ORGAN PROLAPSE: UTEROSACRAL LIGAMENT COLPOSUSPENSION**

K. NISHIMURA, K. YOSHIMURA, T. HACHISUGA;
Dept. of Obstetrics and Gynecology, Kitakyusyu, Japan.

NDP 323**CONTRIBUTING FACTORS OF PERSISTENT DETRUSOR OVERACTIVITY IN WOMEN WITH PELVIC ORGAN PROLAPSE FOLLOWING TRANSVAGINAL MESH REPAIR**

W. HSIEH, C. LIANG, Y. LIN, L. TSENG;
Obstetrics and Gynecology, Chang Gung Mem. Hosp., Linkou Med. Ctr., Taoyuan, Taiwan.

NDP 324**OUTCOMES ON THE MANAGEMENT OF SEVERE PELVIC ORGAN PROLAPSE IN NULLIPAROUS WOMEN**

S. WU 1, S. JAILI 2, T. LO 2, N. KARIM 2, A. M. ALKHARAB SHEH 3;
1 Chang Gung Mem. Hospital, Kwei Shan, Tao-Yuan, Taiwan, 2 Chang Gung Mem. Hosp., Keelung, Taiwan, 3 Chang gung memorial Hosp., Linkou Med. center, Tao-Yuan Hsien, Taiwan.

NDP 325**RISK FACTORS FOR POST-OPERATIVE URODYNAMIC STRESS INCONTINENCE IN WOMEN WITH SEVERE UROGENITAL PROLAPSE WITH STRESS URINARY INCONTINENCE UNDERWENT PELVIC RECONSTRUCTIVE SURGERY WITH AND WITHOUT MID-URETHRAL SLING**

T. LOI, E. NAWAWI 1, S. WU 2, N. KARIM 1;
1 Chang Gung Mem. Hosp., Keelung, Taiwan, 2 Chang Gung Mem. Hospital, Kwei Shan, Tao-Yuan, Taiwan.

NDP 326**LONG-TERM OUTCOMES OF THE SELF-CUT MESH-RELATED MODIFIED TOTAL PELVIC RECONSTRUCTIVE SURGICAL REPAIR FOR PELVIC ORGAN PROLAPSE IN CHINA: A 7-YEAR PROSPECTIVE COHORT STUDY**

L. ZHU, L. ZHANG;
Department of Obstetrics and Gynecology, Peking UnPeking Union Med. Coll. Hosp., Beijing, China.

NDP 327**LAPAROSCOPIC LATERAL SUSPENSION WITH MESH FOR POP: A PATIENT-CENTRED LONG-TERM OUTCOME REPORT OF A CONTINUOUS SERIES OF 419 PATIENTS**

N. VEIT-RUBINI 1, J. DUBUISSON 2, R. CARTWRIGHT 1, S. LANGE 2, I. EPERON 2, J. DUBUISSON 3;
1 Urogynaecology, Imperial Coll., London, United Kingdom, 2 Gynaecology and Obstetrics, Univ. Hosp., Geneva, Switzerland, 3 Univ. of Geneva, Geneva, Switzerland.

NDP 328**INCIDENCE AND RISK FACTORS FOR MESH EROSION AFTER LAPAROSCOPIC REPAIR OF PELVIC ORGAN PROLAPSE BY LATERAL SUSPENSION WITH MESH: A NESTED CASE CONTROL STUDY**

P. DÄLLENBACH, S. DE OLIVEIRA, S. MARRAS, M. BOULVAIN;
Obstetrics and Gynecology, Geneva Univ. Hosp., Geneva, Switzerland.

NDP 329**VAGINAL LENGTH: WHAT'S SIGNIFICANT?**

B. T. HAYLEN 1, S. KERR 2, S. NAIDOO 3, W. BIRRELL 4;
1 Gynecology, St Vincent's Clinic, Sydney, Australia, 2 Biostatistics, Kirby Inst., UNSW, Sydney, Australia, 3 Gynecology, St Vincent's Hosp., Sydney, Australia, 4 Gynecology, Mater Hosp., Sydney, Australia.

NDP 330**SACROCOLPOPEXY (ASC) AND VAGINAL NATIVE TISSUE APICAL REPAIR (VAR): A RETROSPECTIVE COMPARISON OF SUCCESS AND SERIOUS ADVERSE EVENTS (SAE) AMONG PARTICIPANTS FROM MULTIPLE RANDOMIZED TRIALS.**

R. G. ROGERS 1, T. NOLEN 2, A. C. WEIDNER 3, H. E. RICHTER 4, E. J. JELOVSEK 5, J. SHEPHERD 6, H. S. HARVIE 7, L. BRUBAKER 8, S. MENEFFEE 9, D. MYERS 10, Y. HSU 11, J. SCHAFER 12;
1 Univ. of New Mexico, Albuquerque, NM, 2 RTI Intl., Research Triangle Park, NC, 3 Duke Univ., Durham, NC, 4 Univ. of Alabama at Birmingham, Birmingham, AL, 5 Department of Obstetrics and Gynecology, Cleveland Clinic, Cleveland, OH, 6 Department of Obstetrics and Gynecology, Univ. of Pittsburgh, Pittsburgh, PA, 7 Univ. of Pennsylvania, Philadelphia, PA, 8 Loyola Univ. Chicago, Maywood, IL, 9 Kaiser, San Diego, CA, 10 Brown University, Univ. of New Mexico, Albuquerque, NM, 11 Department of Obstetrics and Gynecology, Univ. of Utah, Salt Lake City, UT, 12 Obstetrics and Gynecology, Univ. of Texas Southwestern, Dallas, TX.

NDP 331**EFFECTIVE OF SELF-MANAGEMENT OF PESSARY FOR PELVIC ORGAN PROLAPSE; QUALITY OF LIFE AND PATIENTS' UNDERSTANDING**

N. NINOMIYA 1, K. KITADA 2, H. TERADA 2, H. KATAYAMA 2, A. HAMURO 2, D. TACHIBANA 2, T. IGUCHI 1, S. TAMADA 1, M. KAGEYAMA 2, T. NAKATANI 1, M. KOYAMA 2;
1 Urology, Osaka City Univ. Gradual Sch. of Med., Osaka, Japan, 2 Obstetrics & Gynecology, Osaka City Univ. Gradual Sch. of Med., Osaka, Japan.

NDP 332**DOES COMBINING PELVIC ORGAN PROLAPSE WITH TENSION FREE VAGINAL TAPE AFFECT THE OUTCOME OF CONTINENCE IN PATIENTS? - A RETROSPECTIVE STUDY IN A SINGLE CENTRE, SINGLE SURGEON UNIT.**

M. UTUKURI, K. LINGAM;
Burton Hosp. NHS Fdn. Trust, Burton Upon Trent, United Kingdom.

NDP 333**SHOULD WOMEN BE DENIED PELVIC ORGAN PROLAPSE DUE TO THEIR AGE?- EXPERIENCE OF WOMEN UNDERGOING PELVIC ORGAN PROLAPSE SURGERY OVER THE AGE OF 70 YEARS IN A SINGLE CENTRE**

M. UTUKURI, K. LINGAM;
Burton Hosp. NHS Fdn. Trust, Burton Upon Trent, United Kingdom.

NDP 334

TRANSVAGINAL CYSTOCELE REPAIR BY PURSE-STRING TECHNIQUE REINFORCED WITH THREE SIMPLE SUTURES

S.YOON, H. SONG, T. LEE;

Urology, Inha Univ. Hosp., Incheon, Korea, Republic of.

NDP 335

A SINGLE CENTRE EXPERIENCE IN THE IMPLEMENTATION OF ENHANCED RECOVERY IN THE SURGICAL MANAGEMENT OF WOMEN WITH PELVIC ORGAN PROLAPSE.

M. UTUKURI, K. LINGAM, T. BHATTI, J. HOLBROOK;

Burton Hosp. NHS Fndn. Trust, Burton Upon Trent, United Kingdom.

NDP 336

PESSARIES FOR THE MANAGEMENT OF PELVIC ORGAN PROLAPSE: SUCCESS RATES, COMPLICATIONS AND REASONS FOR DISCONTINUATION OF USE; A DISTRICT GENERAL HOSPITAL EXPERIENCE.

L. BARNFIELD, H. RAI, C. SIOZOS;

Peterborough City Hosp., Peterborough, United Kingdom.

NDP 337

VAGINAL ADHESIONS AFTER TRANSVAGINAL PELVIC RECONSTRUCTIVE SURGERIES: INCIDENCE AND CLINICAL IMPLICATIONS

G.YOUNES, E. GOLDSCHMIDT, A. ZILBERLICHT, N. HAYA, A.YORAM;

Obstetrics and Gynecology, Carmel Med. Ctr., Haifa, Israel.

NDP 338

VAGINAL PESSARIES: CAN AN EDUCATIONAL BROCHURE HELP PATIENTS TO BETTER UNDERSTAND THEIR CARE?

C. J. MURRAY¹, E.A. THOMAS¹, W. POLLOCK²;

¹Urogynecology, Mercy Hosp. for Women, Heidelberg, Australia, ²Nursing, La Trobe Univ., Bundoora, Australia.

NDP 339

CHANGES OF LOWER URINARY TRACT SYMPTOMS AFTER TRANSVAGINAL MESH SURGERIES IN JAPAN

R.TAJIRI¹, K.YOSHIMURA¹, K. NISHIMURA², T.HACHISUGA³;

¹UOEH Japan, Wakamatsu Hosp., Kitakyushu, Japan, ²UOEH Japan, Wakamatsu Hosp., Kitakyushu, Japan, ³Univ. of Occupational and Environmental Health, Fukuoka, Japan.

NDP 340

ANTERIOR VAGINAL PROLAPSE: AN AUDIT OF VAGINAL SITE-SPECIFIC REPAIR WITH OR WITHOUT NON-CROSS-LINKED XENOGRAFT SPLINTING.

C. E. APPLEBY¹, A. NIEUWOUDT², S. MUKHOPADHYAY¹;

¹Obstetrics and Gynaecology, Norfolk and Norwich Univ. Hosp., Norwich, United Kingdom, ²Ziekenhuis Zorgsaam, Terneuzen, Netherlands.

NDP 341

ANTERIOR VAGINAL PROLAPSE: VAGINAL SITE-SPECIFIC REPAIR WITH POLYVINYLIDENE FLUORIDE (PVDF) MESH SPLINTING

C. E. APPLEBY¹, A. NIEUWOUDT², S. MUKHOPADHYAY¹;

¹Obstetrics and Gynaecology, Norfolk and Norwich Univ. Hosp., Norwich, United Kingdom, ²Ziekenhuis Zorgsaam, Terneuzen, Netherlands.

NDP 342

EDUCATIONAL NEEDS OF HEALTHCARE PROFESSIONALS IN CARING FOR WOMEN WITH PELVIC ORGAN PROLAPSE. A MULTI-PROFESSIONAL SURVEY

C.A. BROWN¹, T. COOK², R. KEARNEY³;

¹Urogynaecology Department, Cambridge Univ. Hosp. Fndn. Trust, Cambridge, United Kingdom, ²Teresa Cook Physiotherapy, Norfolk, United Kingdom, ³Urogynaecology Department, St Mary's Hosp., Central Manchester Univ. Hosp. NHS Trust, UK, Manchester, United Kingdom.

NDP 343

STUDY OF STABILOMETRY DURING STANDING UPRIGHT IN PATIENTS WITH PELVIC ORGAN PROLAPSE FOR AN INFLUENCE ON POSTURAL TORSION

H. MIYAKITA¹, S. HONGO², M. TOKUNAGA¹, T. TERACHI¹;

¹Urology, Tokai Univ. Sch. of Medicine, Oiso, Japan, ²Urology, Tokai Univ. Sch. of Med., Oiso, Japan.

NDP 344

QUANTITATIVE STUDY OF MAGNETIC RESONANCE IMAGING DIGITAL THREE-DIMENSIONAL RECONSTRUCTION MODEL IN UTEROSACRAL LIGAMENT OF FEMALE PATIENTS WITH SEVERE PELVIC ORGAN PROLAPSE

X. MAI, S. SHANG², B. XIE¹, X. SUN¹, X. YANG¹, J. WANG¹;

¹Department of Obstetrics and Gynecology, Dept. of Obstetrics and Gynecology, Peking Univ. People's Hosp., Pelvic floor disorders diagnosis and treatment center, Beijing, China, ²Department of Radiology, Dept. of Radiology, Peking Univ. People's Hosp., Beijing, China.

NDP 345

PATIENT SATISFACTION AFTER VAGINAL OBLITERATIVE SURGERY

A. E. DOWNING, H. GAMAL-ELDEEN, T. ABDELRAZIK, D. J. GRIFFITHS;

Women's and Children's Services, Great Western Hosp., Swindon, United Kingdom.

NDP 346

FIVE YEAR POSTSURGICAL EVALUATION AFTER VAGINAL MESH REPAIR USING CLINICAL EXAMINATION

AND DYNAMIC MAGNETIC RESONANCE IMAGING

K.A. BROCKER 1, C. D. ALT 2, P. HALLSCHEIDT 3, C. SOHN 4;

1Department of Obstetrics and Gynecology, Univ. of Heidelberg, Med. Sch., Heidelberg, Germany, 2Dept. of Diagnostic and Interventional Radiol, Heidelberg, Germany, 3Radiology Alice Hosp., Darmstadt, Germany, 4Dept. of Obstetrics and Gynecology, Heidelberg, Germany.

NDP 347

THE OUTCOME BETWEEN DIFFERENT SURGICAL MANAGEMENT FOR VAULT PROLAPSE: A DISTRICT GENERAL HOSPITAL EXPERIENCE.

M. S. SIDDIQUEI 1, V. WONG 2, A. S. FOUAD 3, A. GAYEN 4;

1Brighton and Sussex Univ. Hosp., Brighton, United Kingdom, 2Brighton Sussex Univ. Hosp., RH16 4EX, United Kingdom, 3BSUH, Brighton, United Kingdom, 4Brighton and Sussex Univ. Hosp. NHS Trust, Brighton, United Kingdom.

NDP 348

POSTERIOR VAGINAL REPAIRS: WHERE ARE THE MAIN ANATOMICAL DEFECTS?

B. T. HAYLEN 1, S. NAIDOO 2, S. KERR 3, W. BIRRELL 4;

1Gynecology, St Vincent's Clinic, Sydney, Australia, 2Gynecology, St Vincent's Hosp., Sydney, Australia, 3Biostatistics, Kirby Inst., UNSW, Sydney, Australia, 4Gynecology, Mater Hosp., Sydney, Australia.

NDP 349

CUSTOMIZED "H" SHAPED PROLENE MESH FOR TRANS-VAGINAL TOTAL PELVIC FLOOR REPAIR: AN OPTIMAL AND COST-EFFECTIVE APPROACH FOR HIGH-GRADE PELVIC ORGAN PROLAPSE

R. KAPOOR 1, S. K. SUREKA 1, D. KAPOOR 2;

1Sanjay gandhi post graduate Inst. of Med. s, Lucknow, India, 2Department of Gynaecology, Sanjay gandhi post graduate Inst. of Med. s, Lucknow, India.

NDP 350

VARIATION IN SURGICAL TECHNIQUES BETWEEN SUBSPECIALIST UROGYNAECOLOGISTS AND GENERAL GYNAECOLOGISTS FOR TREATMENT OF PELVIC FLOOR SYMPTOMS. AN INTERNATIONAL SURVEY

S. O'BRIEN 1, M. VIJ 2;

1Department of Obstetrics & Gynaecology, Southmead Hosp., Bristol, United Kingdom, 2Southmead Hosp., Bristol, United Kingdom.

NDP 351

TRANSVAGINAL TREATMENT OF ANTERIOR/MIDDLE UROGENITAL PROLAPSE USING A SIX-STRAP 22 G/M2 MESH (OPUR®)

E. DELORME 1, A. GUYOMARD 2;

1UROLOGY, Private Hosp. Sainte Marie, CHALON SUR SAONE, France, 2GYNECOLOGY, CHU Service de gynécologie obstétrique, DIJON, France.

NDP 352

SHORT-TERM OUTCOME OF LAPAROSCOPIC SACROCOLPOPEXY FOR PELVIC ORGAN PROLAPSE IN JAPAN

K. MIWA 1, M. J. NOMURA 1, I. LATAR 2, T. HIRAKAWA 1, N. MIYAHARA 1, A. HINO 1, Y. MIYASHITA 1, Y. IWATANI 1, K. HOSHINO 1, Y. SHIMIZU 1;

1Kameda Med. Ctr., Kamogawa, Japan, 2Univ. of Malaya, Kuala Lumpur, Malaysia, Kuala Lumpur, Malaysia.

NDP 353

DO PARAVAGINAL SUTURES IMPROVE OUTCOMES FOR CYSTOCELE REPAIR? RESULTS FROM AN RCT AT 1-YEAR

R. SINGH 1, A. CORNISH 1, S. AL-SALHI 2, J. LIM 1, M. CAREY 3;

1Department of Urogynaecology, Royal Womens Hosp., Melbourne, Australia, 2Royal Womens Hosp., Melbourne, Australia, 3Urogynaecology, Royal Womens Hosp., Melbourne, Australia.

NDP 354

SHOULD WOMEN WITH PELVIC FLOOR DYSFUNCTION DO ABDOMINAL CURL UP EXERCISES?

J. A. THOMPSON 1, M. BROWN 1, S. SIMPSON 2, K. BRIFFA 3, A. ANDREWS 1;

1School of physiotherapy and Exercise science, Curtin Univ., Perth, Australia, 2Physiotherapy, Curtin Univ., Perth, Australia, 3Curtin Univ., Perth, Australia.

NDP 355

THE IMPACT OF LAPAROSCOPIC SACROCOLPOPEXY ON LOWER URINARY TRACT FUNCTION AND SYMPTOMS IN PELVIC ORGAN PROLAPSE PATIENTS

N. MIYAHARA 1, J. NOMURA 1, T. HIRAKAWA 1, K. MIWA 1, I. LATAR 2, Y. SHIMIZU 1;

1Kameda Med. center, urogynecology center, Kamogawa-city Chiba, Japan, 2Univ. of Malaya, Kuala Lumpur, Malaysia, Kuala Lumpur, Malaysia.

NDP 356

SINGLE-INCISION ANTERIOR AND APICAL MESH REPAIR. Medium-term results of a MULTICENTER cohort study.

P. FERRY 1, M. CAYRAC 2, M. MARCELLI 3, E. QUIBOEUF 4, Y. THIROUARD 1, E. LECHAUX 1;

1Obstetrics and gynecology, La Rochelle Hosp., La Rochelle, France, 2Obstetrics and gynecology, Montpellier Univ. Hosp., Montpellier, France, 3Obstetrics and gynecology, Marseille Univ. Hosp., Marseille, France, 4Obstetrics and gynecology, Bordeaux Univ. Hosp., Bordeaux, France.

NDP 357

HOW DO WE ACHIEVE VAGINAL VAULT STABILISATION IN POP-HYSTERECTOMY?

J. MARSCHKE, C. PAX, A. LIPPKOWSKI, K. BEILECKE, F. SCHWAB, R. TUNN;

Department of Urogynaecology, German Pelvic Floor Ctr., Berlin, Germany.

NDP 358

WOMEN'S PREFERENCES FOR HYSTERECTOMY OR UTERUS PRESERVATION IN SURGICAL TREATMENT OF UTERINE PROLAPSE

R. J. DETOLLENAERE 1, M. VAN IJSSELMUIDEN 1, M. B. GERRITSE 2, K. B. KLUIVERS 3, H. W. VAN EIJNDHOVEN 1;

1Isala, Zwolle, Netherlands, 2Radboud Univ. Nijmegen Med. Ctr., Nijmegen, Netherlands, 3Radboud Univ. Med. Ctr., Nijmegen, Netherlands.

NDP 359

8-YEAR FOLLOW UP ON MORBIDITY AND FUNCTIONAL OUTCOME OF TROACAR GUIDED IMPLANTS IN PELVIC

ORGAN PROLAPSE REPAIR

I. URBANKOVA¹, M. KRČMAR¹, K. GROHREGIN¹, L. KROFTA², J. FEYEREISL¹;

¹Inst. for the Care of Mother and Child, Prague 4, Czech Republic, ²Inst. for the care of mother and child, Prague 4, Czech Republic.



NDP 360

STUDY OF THE EFFICACY AND COMPLICATIONS OF THE NUVIA SINGLE INCISION PELVIC ORGAN PROLAPSE REPAIR SYSTEM IN WOMEN UNDERGOING ANTERIOR AND POSTERIOR COMPARTMENT PROLAPSE SURGERY.

S.T. JEFFERY, C. VAN MEURS, C. PIEK, C. NIENABER, A. OFORI;

Urogynaecology, Univ. of Cape Town, Cape town, South Africa.

NDP 361

COMPARISON OF 3-DIMENSIONAL GEOMETRICAL FEATURE OF PRE- AND POST- MESHES PELVIC FLOOR RECONSTRUCTIVE SURGERY OF 8 ANTERIOR WALL PROLAPSE PATIENTS USING MRI

B. XIE¹, Y. XIN², X. SUN², J. WANG³;

¹Obstetrics & Gynecology, Peking Univ. People's Hosp., Beijing, China, ²Peking Univ. People's Hosp., Beijing, China, ³Peking Univ. People's Hosp., Beijing, China.

NDP 362

DISCUSSION ABOUT NATIVE TISSUE REPAIR

Y. TOKUGAWA, Y. NISHIO, H. KASHIHARA;

Gynecology, Osaka Police Hospital, Osaka, Japan.

NDP 363

PROSPECTIVE EVALUATION OF ELEVATE MESH AUGMENTED REPAIR FOR THE TREATMENT OF RECURRENT VAGINAL PROLAPSE

I. PANDEVA, A. ONIFADE, A. FAYYAD;

Urogynaecology Unit, Luton and Dunstable Univ. Hosp., Luton, United Kingdom.

NDP 364

MIDWIFERY AND NURSING MANAGEMENT OF UTERINE PROLAPSE DURING PREGNANCY

B. AVCIBAY VURGEÇİ, N. KIZILKAYA BEJİ, S. GOKYILDIZ;

¹Cukurova Univ., Adana, Turkey, ²Istanbul Univ., Florence Nightingale Nursing, Istanbul, Turkey, ³Cukurova Univ., Adana, Turkey.

NDP 365

VAGINAL SURGERY FOR PELVIC ORGAN PROLAPSE: DOES VAGINAL LENGTH AFTER SURGERY ALTER WITH TIME?

V. GOPALAN¹, C. GARGASOLE², S. DUTTA³, R. FERNANDO⁴, P. PIFAROTTI⁵, A. DIGESU⁶, V. KHULLAR⁷;

¹Imperial Coll. Healthcare NHS Trust, London, United Kingdom, ²Obstetrics and Gynaecology, Fondazione IRCCS Ca' Granda, Ospedale Maggiore Pol., Milan, Italy, ³Obstetrics and Gynaecology, Imperial Coll. Hlth. Care NHS Trust, London, United Kingdom, ⁴Imperial Coll. Hlth. Care NHS Trust, London, United Kingdom, ⁵Ospedale Maggiore Policlinico, Clinica L. Mangiagalli, Milan, Italy, ⁶Imperial Coll. NHS Trust, London, United Kingdom, ⁷Imperial Coll. London, London, United Kingdom.

NDP 366

VAGINAL OR LAPAROSCOPIC SURGERY FOR APICAL VAGINAL PROLAPSE

S. TYURINA¹, A. POPOV², T. MANANNIKOVA³, D. GUMINA², K. MIRONENKO²;

¹Endoscopic Surgery department, Moscow Regional Scientific Res. Inst. of O, Moscow, Russian Federation, ²Moscow Regional Inst. of Ob./Gyn., Moscow, Russian Federation, ³Moscow Regional Scientific Res. Inst. of O, Moscow, Russian Federation.

NDP 367

IMPACT OF LAPAROSCOPIC SACROCOLPOPEXY ON SYMPTOMS, HEALTH-RELATED QUALITY OF LIFE AND SEXUALITY: RESULTS FROM A 3-YEARS PROSPECTIVE COHORT STUDY

L. WAGNER¹, F. THIBAUT², S. DROUPY¹, G. SENI³, S. BASTIDE¹, E. LLINARES¹, R. DE TAYRAC⁴, B. FATTON⁵, P. COSTA¹;

¹Urologie, Univ. Hosp., Nîmes, France, ²Urology, Univ. Hosp., Nancy, France, ³BESPI, Univ. Hosp., Nîmes, France, ⁴Gynécologie, Univ. Hosp., Nîmes, France, ⁵Gynecology, Univ. Hosp., Nîmes, France.

NDP 368

LAPAROSCOPIC SACROCOLPOPEXY: AN INTERNATIONAL SURVEY ON SURGICAL TECHNIQUES AND PRACTICES

A. C. LINDQUIST¹, N. R. YOUNG², N. SAUNDER³, B. DEVAL⁴, R. D. MOORE⁵, A. ROSAMILIA⁶, M. COSSON⁷, G. DAVILA⁸;

¹Department of Gynaecology, Monash Hlth., Melbourne, Australia, ²Monash Hlth., West Melbourne, Australia, ³Department of Gynaecology, Royal Hobart Hosp., Hobart, Australia, ⁴Geoffroy Saint Hilaire, Paris, France, ⁵Intl. Urogynecology Associates of Atlanta, Alpharetta (Atlanta), GA, ⁶Monash Hlth., Monash Univ. & Cabrini Hospital, Melbourne, Australia, ⁷Univ. Hosp. Lille, Lille, France, ⁸Gynaecology, Cleveland Clinic Florida, Weston, FL.

NDP 369

HOW DOES OBLITERATIVE PELVIC ORGAN PROLAPSE REPAIR AFFECT OVERACTIVE BLADDER ? H

A. O. YENİEL, M. ERGENOĞLU, G. ÖZCELİK, N. ASKAR, İ. İTİL;

Obstetrics and Gynecology, Ege Univ., İzmir, Turkey.

NDP 370

URODYNAMIC ASSESSMENT OF BLADDER AND URETHRAL SPHINCTER FUNCTION BEFORE AND AFTER LAPAROSCOPIC SACROCOLPOPEXY FOR PELVIC ORGAN PROLAPSE

M. TOGOI¹, M. J. NOMURA², N. MIYAHARA³, T. HIRAKAWA⁴, K. MIWA⁵, Y. SHIMIZU⁶, I. OSAWA¹, Y. OTSUKA¹;

¹Clinical Laboratory, Kameda Med. Ctr., Kamogawa, Japan, ²Kameda Med. Ctr., Kamogawa city, Japan, ³Kameda Med. center, Chiba, Japan, ⁴Kameda Med. center, Urogynecology center, Kamogawa city, Chiba prefecture, Japan, ⁵Kameda Med. center, Urogynecology center, Kamogawa city, Chiba prefecture, Japan, ⁶Kameda Med. center, Kamogawa city, Japan.

NDP 371

PERCEPTION OF VAGINAL RECONSTRUCTIVE SURGERY IN WOMEN UNDERGOING VAGINAL

REJUVENATION/VAGINOPLASTY PROCEDURES FOR VAGINAL LAXITY SYMPTOMS COMPARED TO WOMEN UNDERGOING STANDARD VAGINAL PROLAPSE REPAIR

R. D. MOORE, J. R. MIKLOS, O. CHINTHAKANAN;
Intl. Urogynecology Associates of Atlanta, Alpharetta (Atlanta), GA.

NDP 372

LONG TERM RESULTS OF PELVIC ORGAN PROLAPSE REDUCTION USING TRANS-VAGINAL MESH

M. AUBE, L. TIU;
Urology, Ctr. Hosp.ier Univ.ire de Sherbrooke, Un, Sherbrooke, Canada.

NDP 373

SELF RETAINING SUPPORT IMPLANT - PRELIMINARY REPORT OF A NEW IMPLANT FOR THE TREATMENT OF ANTERIOR AND APICAL PELVIC FLOOR COMPARTMENTS PROLAPSE

M. CERVIGNI 1, Z. FEKETE 2, G. BYRTFAI 3, L. PAJOR 4, S. BARAK 5, A. PADOA 6;
1Catholic Univ., Rome, Italy, 2Univ. of Szeged, Hungary, Szeged, Hungary, 3Ob&Gyn, Univ. of Szeged, Szeged, Hungary, 4Univ. of Szeged, Dept. Urology, Szeged, Hungary, 5Maynei Hayeshua, Bnei Brak, Israel, 6Assaf Harofeh Med. Ctr., Nes Ziona, Israel.

NDP 374

INCIDENCE OF THE ADDITIONAL MID URETHRAL SLING PROCEDURE DUE TO STRESS URINARY INCONTINENCE AFTER TRANSVAGINAL MESH SURGERY FOR PELVIC ORGAN PROLAPSE: A 3-YEAR FOLLOW UP STUDY

K. HOSHINO 1, M. J. NOMURA 1, T. HIRAKAWA 1, I. LATAR 2, A. HINO 1, K. MIWA 1, Y. SHIMIZU 1;
1Urogynecology Center, Kameda Med. Ctr., Kamogawa city, Japan, 2Univ. of Malaya, Kuala Lumpur, Malaysia.

NDP 375

COMPARING NATIVE TISSUE REPAIR TO MESH AUGMENTED REPAIR FOR RECURRENT PELVIC ORGAN PROLAPSE - A RETROSPECTIVE REVIEW

L. OWI, Y. N. LIM 1, C. J. MURRAY 1, D. KARMAKAR 2, E. A. THOMAS 1, A. ROSAMILIA 3, P. L. DWYER 1;
1Mercy Hosp. for Women, Heidelberg, Australia, 2Univ. of Aberdeen, Aberdeen, United Kingdom, 3Monash Hlth., Monash Univ. & Cabrini Hospita, Melbourne, Australia.

NDP 376

DOES SEXUAL INACTIVITY AFFECT MESH RELATED COMPLICATION IN TRANSVAGINAL MESH SURGERY?

M. KINJO 1, A. FUJISAKI 2, Y. YOSHIMURA 2, K. NUTAHARA 1;
1Urology, Kyorin University Hosp., Tokyo, Japan, 2Yotsuya Med. Cube, Tokyo, Japan.

NDP 377

THE PREVALENCE AND RELATED SYMPTOMS OF PELVIC ORGAN PROLAPSE AMONG MIDDLE-AGED WOMEN IN COMMUNITY.

X. YANG, Y. ZHU;
Peking university People's Hosp., Beijing, China.

NDP 378

CHANGES OF VAGINAL WIDTH AFTER CONSISTENT PESSARY USE OVER 1 YEAR FOR PELVIC ORGAN PROLAPSE

S. NOJIMA 1, K. NAKADE 1, Y. KAMIMURA 2, M. EGAWA 2;
1OB&GYN, Tonami Gen. Hosp., Tonami, Japan, 2Urology, Tonami Gen. Hosp., Tonami, Japan.

NDP 379

VAGINAL HYSTERECTOMY AND BILATERAL SACROSPINOUS FIXATION USING THE CAPIO AND FIXT DEVICES IN WOMEN WITH UTERINE PROLAPSE: FUNCTIONAL AND ANATOMICAL OUTCOMES.

G. LARS 1, S. T. JEFFERY 1, J. JAYARAJAN 1, K. J. BROUARD 2, L. KAESTNER 1;
1Urogynaecology, Univ. of Cape Town, Cape town, South Africa, 2Univ. of Cape Town, Cape Town, South Africa.

NDP 380

SURGEON EXPERIENCE REDUCES COMPLICATIONS OF TRANSVAGINAL MESH PROLAPSE SURGERY

K. KATO 1, M. GOTOH 2, S. TAKAHASHI 3, H. KUSANISHI 4, M. KOYAMA 5, M. TAKEYAMA 6, M. SHIMADA 7;
1Department of Female Urology, Japanese Red Cross Nagoya First Hosp., Nagoya, Japan, 2Department of Urology, Nagoya Univ. Graduate Sch. of Med., Nagoya, Japan, 3Department of Urology, Nihon Univ. Sch. of Med., Tokyo, Japan, 4Urogynecology center, Akashi City Hosp., Akashi, Japan, 5Department of Obstetrics and Gynecology, Osaka City Univ. Gradual Sch. of Med., Osaka, Japan, 6Urogynecology center, First Towakai Hosp., Takatsuki city, Japan, 7Department of Urology, Showa Univ. Northern Yokohama Hosp., Yokohama, Japan.

NDP 381

WHICH ARE THE MOST RELEVANT FACTORS THAT CAUSED PELVIC ORGAN PROLAPSE ASSOCIATED OVERACTIVE BLADDER?

H. TOMOE;
Urology, Tokyo Women's Med. Univ. Med. Ctr. East, Tokyo, Japan.

NDP 382

PELVIC FLOOR PHYSICAL THERAPY IN CLINICAL PRACTICE: A NEW CHALLENGE IN JAPAN

T. HIRAKAWA, J. NOMURA, K. MIWA, N. MIYAHARA, Y. SHIMIZU;
Urogynecology center, Kameda Med. center, Kamogawa city, Japan.

NDP 383

PATIENT SATISFACTION FOLLOWING SACROSPINOUS FIXATION (MIYA HOOK) IN HIGH RISK ELDERLY WOMEN IN A DISTRICT GENERAL HOSPITAL (DGH)

B. GHOSH, S. MITRA;
Obstetrics & Gynaecology, East & North Herts NHS Trust, Stevenage, United Kingdom.

NDP 384

LOWER URINARY TRACT SYMPTOMS AFTER LAPAROSCOPIC SACROCOLPOPEXY WITH OR WITHOUT MIDURETHRAL SLING : RESULTS FROM A PROSPECTIVE MONOCENTRIC COHORT STUDY

L. WAGNER 1, S. DROUPY 1, J. SALERNO 2, G. SENI 3, S. BASTIDE 3, R. DE TAYRAC 2, B. FATTON 2, P. COSTA 1;
1Urology, Univ. Hosp., NIMES, France, 2Gynecology, Univ. Hosp., NIMES, France, 3BESPI, Univ. Hosp., NIMES, France.

NDP 385

PRELIMINARY RESULTS OF PESSARY USE IN PATIENTS WITH SYMPTOMATIC PELVIC ORGAN PROLAPSE - PROSPECTIVE STUDY FOR PREDICTOR FACTORS FOR SUBJECTIVE IMPROVEMENT

J. PIZARRO-BERDICHEVSKY 1, A. PATTILLO 2, B. BLUMEL 3, S. GONZALEZ 3, M. ARELLANO 3, R. CUEVAS 2, M. J. HITSCHFELD 4, A. GORODISCHER 5, E. DINES 5, H. B. GOLDMAN 6;
1Urogynecology Unit /Division Obstetricia y Ginecologia /Female Urology, H. Dr. Sotero del Rio; Pontificia Univ. Catolica de Chile; Cleveland Clinic, Cleveland, OH, 2Urogynecology Unit /Division Obstetricia y Ginecologia, H. Dr. Sotero del Rio; Pontificia Univ. Catolica de Chile, Santiago, Chile, 3Urogynecology Unit, H. Dr. Sotero del Rio, Santiago, Chile, 4Mental Health Unit, H. Dr. Sotero del Rio, Santiago, Chile, 5Medical Student, Pontificia Univ. Catolica de Chile, Santiago, Chile, 6Female Urology, Cleveland Clinic, Cleveland, OH.

NDP 386

TRANS-VAGINAL ANTERIOR VAGINAL WALL PROLAPSE REPAIR USING A CUSTOMIZED TENSION FREE BELL SHAPED PROLENE MESH : LONG TERM FOLLOW UP

R. KAPOOR 1, S. ARORA 1, D. KAPOOR 2, S. K. SUREKA 1;
1Sanjay gandhi post graduate Inst. of Med. s, Lucknow, India, 2SGPGIMS, lucknow, India.

NDP 387

VAGINAL MESH EXPOSURES IMPACT ON THE PATIENTS AFTER PROLAPSE CORRECTION WITH ELEVATE

A. DEUS, M. AVELLA;
Uroginecologia, Hosp. Unimed, Sorocaba, Brazil.

NDP 388

WOMEN GET IT RIGHT:

THE MY PELVIC ORGAN PROLAPSE PERCEPTION (MYPOPP) STUDY

T. DUNEI, P. RAJ 1, R. BLACKWELL 2, C. A. BRINCAT 1, E. R. MUELLER 1, L. BRUBAKER 1;
1Female Pelvic Medicine and Reconstructive Surgery, Loyola Univ. Chicago Stritch Sch. of Med., Maywood, IL, 2Urology, Loyola Univ. Chicago Stritch Sch. of Med., Maywood, IL.

NDP 389

CONTROVERSIES AND CHALLENGES IN VAGINAL MESH REPAIR FOR UTEROVAGINAL PROLAPSE

R. SINGH;
JIPMER, Pondicherry, India.

NDP 390

COMPARISON OF PERIOPERATIVE AND SHORT-TERM POSTOPERATIVE OUTCOMES IN TWO TRANSVAGINAL MESH SYSTEMS USED IN THE TREATMENT OF PELVIC ORGAN PROLAPSE

A. W. GILLINGHAM 1, M. MURPHY 2, V. R. LUCENTE 3;
1Abington Mem. Hosp., North Wales, PA, 2IFPM&RS, North Wales, PA, 3The Inst. for Female Pelvic Med. & Reconst, Allentown, PA.

NDP 391

3D DIGITAL MODEL OF THE PELVIC SYSTEM FOR BETTER UNDERSTANDING OF ANATOMICAL THEORIES OF PELVIC ORGAN SUPPORT

G. LAMBLINI, O. MAYEUR 1, G. GIRAUDET 1, C. RUBOD 2, P. LECOMTE-GROSBAS 3, M. BRIEU 4, M. COSSON 5;
1laboratoire de Mécanique de Lille, CNRS UMR-8107, Lille, France, 2CHRU LILLE, Lille, France, 3laboratoire de Mécanique de Lille, CNRS UMR-8107, Villeneuve d'Ascq, France, 4Ecole Centrale de Lille - LML, Villeneuve d'Ascq, France, 5Univ. Hosp. lille, lille, France.

NDP 392

CLINICAL ASSESSMENT OF GENITAL HIATUS (GH) AND PERINEAL BODY LENGTH (PB); CORRELATION BETWEEN EXAMINATION UNDER ANAESTHESIA AND POP-Q MEASUREMENTS.

N. GAUTHAMANI, Y. GAYLE 2, K. DADHWAL 1, A. V. FRANCO 1, A. KASI 1, S. K. DOUMOCHTSIS 1;
1Department of Urogynaecology and Pelvic Floor Reconstruction, St Georges Hlth. care NHS Trust, London, United Kingdom, 2St Georges Hosp., Tooting, United Kingdom.

NDP 393

SAFETY AND EFFICACY OF BILATERAL CERVICAL AND VAGINAL SACROPEXY (CESA & VASA)

S. RAJSHEKHAR, S. MUKHOPADHYAY, E. MORRIS;
Obstetrics and Gynaecology, Norfolk & Norwich Univ. Hosp., Norwich, United Kingdom.

NDP 394

LAPAROSCOPIC AND ROBOTIC SACRAL CERVICO-COLPOPEXY WITH SUBTOTAL HYSTECTOMY FOR ADVANCED PELVIC ORGAN PROLAPSE

S. AL-SALIH 1, M. CAREY 2, F. G. GOULD 3;
1UROGYNAECOLOGY, The Royal Women's Hosp., Melbourne, Australia, 2Royal Womens Hosp., Parkville, Victoria, Australia, 3Royal Women's Hospital, Parkville, Melbourne, Australia.

NDP 395

URODYNAMIC TESTING BEFORE AND AFTER CERVICO- AND VAGINO-SACROPEXY IN WOMEN

S. LUDWIG, L. M. SCHIFFMANN, P. MALLMANN, W. JAGER;
Univ. of Cologne, Dept. of OB GYN, Köln, Germany.

NDP 396

VAGINAL DIMENSIONS AND SHAPES IN WOMEN WITH PELVIC ORGAN PROLAPSE USING VAGINAL CASTS.

R. SINGH 1, A. CORNISH 2, S. AL-SALIH 1, G. J. CAREY 3, F. G. GOULD 1, M. CAREY 1;
1Royal Womens Hosp., Melbourne, Australia, 2Department of Urogynaecology, Royal Womens Hosp., Melbourne, Australia, 3Research, Frances Perry House, Melbourne, Victoria, Australia.

NDP 397

THE MANAGEMENT OF PELVIC ORGAN PROLAPSE IN WALES: 19 YEARS TREND ANALYSIS USING PATIENT EPISODE DATABASE FOR WALES (PEDW) DATA

S. I. ISMAIL;
Brighton and Sussex Univ. Hosp. NHS Trust, Brighton, United Kingdom.

NDP 398

ANTERIOR VAGINAL WALL LENGTH CHANGES FOLLOWING ANTERIOR VAGINAL / CYSTOCELE REPAIR

N. GAUTHAMANI 1, Y. GAYLE 2, K. DADHWAL 1, A. V. FRANCO 1, S. K. DOUMOCHTSIS 1;

1Department of Urogynaecology and Pelvic Floor Reconstruction, St Georges Hlth.care NHS Trust, London, United Kingdom, 2St Georges Hosp., Tooting, United Kingdom.

NDP 399

OPEN ABDOMINAL SACRAL COLPOPEXY: ANATOMICAL AND SUBJECTIVE OUTCOMES WITH A MEAN FOLLOW UP OF EIGHT YEARS, A SINGLE CENTER EXPERIENCE

C. RONDINI, J. ALVAREZ, M. J. URZÚA, F. KAPLAN, H. BRAUN;

Hosp. Padre Hurtado, Santiago, Chile.

NDP 400

HYSTEROPEXY: WHO'S DOING IT? A SURVEY OF FEMALE PELVIC SURGEONS

M. J. SEITZ 1, A. TRAN 1, S. IYER 1, K. JIRSCHKE 1, Y. ZHOU 2, M. U. SHALOWITZ 2, A. GAFNI-KANE 1, J. TOMEZSKO 1, P. K. SAND 1, S. BOTROS 1, R. GOLDBERG 1;

1Univ. of Chicago/NorthShore Univ. Hlth., Skokie, IL, 2Research Institute, NorthShore Univ. Hlth., Evanston, IL.

NDP 401

THE IMPACT OF CYSTOCELE ON URODYNAMIC PARAMETERS

D. SHIN 1, J. LEE 1, H. KIM 2, C. YOON 3, S. CHOI 4, T. OH 5;

1Pusan Natl. Univ. Hosp., Busan, Korea, Republic of, 2Gwangju Inst. of Sci. and Technology, Gwangju, Korea, Republic of, 3BHS Han Seo Hosp., Busan, Korea, Republic of, 4Kosin Univ. Hosp., Busan, Korea, Republic of, 5Samsung Changwon Hosp., Changwon, Korea, Republic of.

NDP 402

LAPAROSCOPIC UTEROSCARAL SUSPENSION COMPARED TO SACROSPINOUS LIGAMENT FIXATION FOR THE TREATMENT OF ADVANCED VAGINAL PROLAPSE, RETROSPECTIVE CASE CONTROL STUDY

D. SHAKER 1, S. D. GARDNER 2, S. WANG 3, G. CHAPMAN 4;

1Univ. of Queensland Rural Clinical Sch. of, Rockhampton, Australia, 2The Univ. of Queensland Rural Clinical Sch., Rockhampton, Australia, 3Univ. of Queensland, Rockhampton, Australia, 4The Univ. of Queensland, Rockhampton, Australia.

NDP 403

ROBOTIC SACROCOLPOPEXY- HOW GOOD IS IT REALLY? A EUROPEAN PROSPECTIVE COHORT STUDY

O. E. O'SULLIVAN 1, S. SCHRAFFORDT 2, S. M. O'SULLIVAN 3, B. A. O'REILLY 4;

1UROGYNAECOLOGY, Cork Univ. Maternity Hosp., Cork, Ireland, 2GYNAECOLOGY AND OBSTETRICS, Meander Med. Ctr., Amersfoort, Netherlands, 3Cork Univ. Maternity Hosp., Cork, Ireland, 4CUMH, Cork, Ireland.

NDP 404

PYOMETRA AFTER LE FORT COLPOCLEISIS RESISTANT TO INTERVENTIONAL RADIOLOGY DRAINAGE

C. YASAI, F. GUNGOR UGURLUCAN 1, O. DURAL 2, O. DEMIR 2, O. YALCIN 1;

1Obstetrics and Gynecology, Division of Urogynecology, Istanbul Med. Faculty, Istanbul, Turkey, 2Obstetrics and Gynecology, Istanbul Med. Faculty, Istanbul, Turkey.

NDP 405

TREATMENT OUTCOMES AND RECURRENCE OF BLADDER PAIN SYNDROME/INTERSTITIAL CYSTITIS TREATED WITH LOW-DOSE TRIPLE THERAPY USING GABAPENTIN OR PREGABALIN, AMITRIPTYLINE, AND NON-STEROIDAL ANTI-INFLAMMATORY DRUGS

H. JEONG;

Wonkwang Univ. Hosp., Iksan, Korea, Republic of.

NDP 406

APICAL PROLAPSE REPAIR USING TWO SLING TECHNIQUES IMPROVES CHRONIC PELVIC PAIN, AND OTHER POSTERIOR FORNIX SYMPTOMS - A MULTINATIONAL, MULTICENTRE STUDY.

F. M. WAGENLEHNER 1, Y. SEKIGUCHI 2, A. SIVASLIOGLU 3, M. HAVERFIELD 4, B. ABENDSTEIN 5, H. INOUE 6, K. GOESCHEN 7, A. MULLER-FUNOGEA 8, P. RICHARDSON 9, P. E. PETROSIO;

1Urology, Justus-Liebig-Universität, Giessen, Germany, 2Women's Clinic LUNA JAPAN, YOKOHAMA, Japan, 3Univ. of Izmir, Sydney, Turkey, 4Northern Hosp. Melbourne, Sydney, Australia, 5Hall Hosp., Sydney, Australia, 6Kamakura Hosp., Kamakura, Japan, 7Kvinno Ctr., Hannover, Germany, 8EUROGIO-Pelvic-floor-Unit, Aachen, Germany, 9Armadale Hosp., Perth, Australia, 10Surgery, Univ. of NSW, Sydney, Australia.

NDP 407

CHANGES OF UROPLAKIN IB AND III IN THE UROTHELIUM OF THE PATIENTS WITH ULCERATIVE INTERSTITIAL CYSTITIS/BLADDER PAIN SYNDROME

J. KIM 1, J. CHOI 2, H. KIM 3, H. KIM 4, D. H. LEE 5;

1Bucheon St. Mary's Hosp., The Catholic University, Bucheon, Korea, Republic of, 2Ajou Univ., Suwon, Korea, Republic of, 3The Catholic Univ. of Korea, Seoul, Korea, Republic of, 4Dept of Urology, Dankook Univ. Coll. of Med, Cheonan, Korea, Republic of, 5Incheon St. Mary's Hosp., The Catholic University, Incheon, Korea, Republic of.

NDP 408

IS THERE A DIFFERENCE IN MOTOR FUNCTION IN WOMEN WITH PROVOKED VESTIBULODYNIA COMPARED TO HEALTHY CONTROLS ASSESSED BY THE STANDARDIZED MENSENDECK TEST?

I. NÆSSI, K. BO 2;

1Institute of Health and Society, Univ. of Oslo, Oslo, Norway, 2Norwegian Sch. of Sport Sci., Oslo, Norway.

NDP 409

A SURVEY ON BLADDER PAIN SYNDROME (BPS) IN THE UNITED KINGDOM.

T. VERGHESE 1, P. M. LATTHE 2;

1Obstetrics and gynaecology, Birmingham Women's NHS Fdn. Trust, Birmingham, United Kingdom, 2Birmingham Women's NHS Fdn. Trust, Birmingham, United Kingdom.

NDP 410

COMPLEMENTARY AND ALTERNATIVE MEDICINE FOR CHRONIC PELVIC PAIN

S. GOKYILDIZI, D. BILGIC 2, C. ONAT 1, N. KIZILKAYA BEJI 3;
1Cukurova Univ., Adana, Turkey, 2Cumhuriyet Univ., Sivas, Turkey, 3Istanbul Univ., Istanbul, Turkey.

NDP 411

CHRONIC PELVIC PAIN AND PSYCHOLOGICAL INTERVENTIONS

M. KUTUKI, S. GOKYILDIZI 1, B. AVCIBAY YURGECI 1, F. USLUOGLU 2;
1Cukurova Univ., Adana, Turkey, 2Cukurova Dr. Asim Tufekci Hastanesi, Adana, Turkey.

NDP 412

PATIENT EXPERIENCE WITH BOTULINIUM TOXIN TYPE A FOR REFRACTORY MYOFASCIAL PELVIC PAIN

E. C. VON BARGEN 1, K. ARMSTRONG 2, M. HAVILAND 2, M. R. HACKER 2, E. A. ELKADRY 1;
1Urogynecology, Mount Auburn Hosp./Beth Israel Deaconess Med. Ctr., Cambridge, MA, 2Obstetrics and Gynecology, Beth Israel Deaconess Med. Ctr., Boston, MA.

NDP 413

PELVIC GIRDLE PAIN IN JAPANESE POSTPARTUM WOMEN

N. HIRAMOTO;
Faculty of Rehabilitation, Hiroshima Intl. Univ., Higashihiroshima, Hiroshima, Japan.

NDP 414

THE PAIN ASSOCIATED WITH ALLERGIES IN A FEMALE PELVIC MEDICINE AND RECONSTRUCTIVE SURGERY CLINIC

M. G. MUELLER 1, M. PERI 2, B. DAVE 1, A. LEADER-CRAMER 1, C. LEWICKY-GAUPP 1, L. JOHNSON 1, K. KENTON 2;
1Obstetrics and Gynecology, Northwestern Univ. Feinberg Sch. of Med., Chicago, IL, 2Northwestern Univ. Feinberg Sch. of Med., Chicago, IL.

NDP 415

CLINICAL

SIGNIFICANCE OF THE POTASSIUM CHLORIDE TEST IN PATIENTS WITH BLADDER PAIN SYNDROME

M. CHOOI, J. OH 2, S. OH 3;
1Urology, Dongtan Sacred Heart Hosp., Hwaseong-si, Gyeonggi-do, Korea, Republic of, 2Urology, Gil Med. Ctr., Incheon-si, Gyeonggi-do, Korea, Republic of, 3Urology, Seoul Natl. Univ. Hosp., Seoul, Korea, Republic of.

NDP 416

PAINFUL BLADDER SYNDROME / INTERSTITIAL CYSTITIS AND HISTAMINE INTOLERANCE - A LINK ?

E. HEBDÖRFER;
Bladder Ctr. Westend, Berlin, Germany.

NDP 417

VAGINAL LAXITY: WHAT DOES THIS SYMPTOM MEAN?

M. STANKIEWICZ 1, I. KAMISAN ATAN 2, N. ABDUL LATIP 2, C. W. FERREIRA 2, H. DIETZ 2;
1Collegium Medicum, Nicolaus Copernicus Univ., Torun, Poland, 2Sydney Medical School Nepean, Univ. of Sydney, Penrith, Australia.

NDP 418

THE EFFICACY OF INTRAVESICAL INSTILLATION WITH HYALURONIC ACID (HA) IN IMPROVING SEXUAL FUNCTION IN WOMEN WITH BACTERIAL/ ABACTERIAL RECURRENT TRACT INFECTIONS (RUTIS)

Q. J. SHEHABI, G. QUARTERMAINE 2, L. RUSH 1, T. SAYER 1, K. CHANDRAKUMARAN 3, C. PHILLIPS 4;
1Uro-Gynaecology, Basingstoke and North Hampshire Hosp. NHS Found, Basingstoke, United Kingdom, 2Southampton University, Basingstoke and North Hampshire Hosp. NHS Found, Basingstoke, United Kingdom, 3General surgery, Basingstoke and North Hampshire Hosp. NHS Found, Basingstoke, United Kingdom, 4Hampshire Hosp., Basingstoke, United Kingdom.

NDP 419

VALIDATION OF THE INTERNATIONAL UROGYNECOLOGY ASSOCIATIONS (IUGA) PELVIC ORGAN PROLAPSE/URINARY INCONTINENCE SEXUAL QUESTIONNAIRE (PISQ-IR) IN ARABIC LANGUAGE

A. AL-BADR, R. ALJURAIFANI, G. AL-SHAikh, H. AL-MANDEEL, L. AL-DAKHIEL, Z. SALEEM, N. AL-SHAHRANI;
Urogynecology and Pelvic Reconstructive Surgery, King Fahad Med. City, Riyadh, Saudi Arabia.

NDP 420

VALIDATION OF A CHINESE VERSION OF THE PELVIC ORGAN PROLAPSE /URINARY INCONTINENCE SEXUAL QUESTIONNAIRE IUGA-REVISED (PISQ-IR)

S. TSUNG-HSIEN;
Mackay Mem. Hosp., Taipei, Taiwan.

NDP 421

INFLUENCES OF TOTAL AND SUPRACERVICAL HYSTERECTOMY TECHNIQUES ON PATIENTS' POSTOPERATIVE SEXUAL FUNCTIONS AND QUALITY OF LIFE

K. A. SKORUPSKA 1, P. MIOTLA 2, K. FUTYMA 3, T. RECHBERGER 4;
12nd Department of Gynecology, Med. Univ., Lublin, Poland, 22nd Dept. of Gynecology, Med. Univ., Lublin, Poland, 32nd Dept. of Gynecology Med. Univ. of Lublin, Poland, 411 Dept. of Gynecology Med. Univ., Lublin, Poland.

NDP 422

PROSPECTIVE OBSERVATIONAL STUDY OF THE IMPACT OF PELVIC FLOOR SURGERY ON FEMALE SEXUAL FUNCTION

V. TYAGI 1, S. PRINGLE 1, M. PERERA 1, S. HAGEN 2, K. GUERRERO 1;
1NHS, Glasgow, United Kingdom, 2NURSING, MIDWIFERY & ALLIED HEALTH PROFESSIONS RES, GLASGOW, United Kingdom.

NDP 423**QUALITY OF LIFE AND SEXUAL FUNCTION IN OBESE WOMEN WITH PELVIC FLOOR DYSFUNCTION**

D. BILGICI 1, S. GOKYILDIZ 2, N. KIZILKAYA BEJI 3, O. YALCIN 3, F. GUNGOR UGURLUCAN 4;

1 Cumhuriyet Univ., Sivas, Turkey, 2 Cukurova Univ., Adana, Turkey, 3 Istanbul Univ., Istanbul, Turkey, 4 Department of Obstetrics and Gynecology Division of Urogynecology, Istanbul Med. Faculty, Istanbul, Turkey.

NDP 424**THE SEX DESIRE AMONG MIDDLE-AGED WOMEN IN COMMUNITY AND ITS INFLUENCE FACTOR.**

X. YANG 1, Y. ZHU 1, C. TAN 1, Y. WANG 2;

1 Obstetrics and Gynecology, Peking Univ. People's Hosp., Beijing, China, 2 Obstetrics and Gynecology, Peking Univ. Third Hosp., Beijing, China.

NDP 425**CHANGES IN URINARY AND SEXUAL FUNCTION 6 MONTHS AFTER CYSTOCELE REPAIR WITH A POLYPROPYLENE MESH**

S. LEE 1, D. LEE 2, J. YOO 2, H. KIM 2, H. CHOE 2;

1 The Catholic Univ. of Korea, Suwon, Korea, Republic of, 2 Urology, The Catholic Univ. of Korea, Suwon, Korea, Republic of.

NDP 426**IMPACT ON SEXUAL FUNCTION OF WOMEN WITH MÜLLERIAN ANOMALIES COMPARED TO HEALTHY WOMEN**

T. M. LORETO 1, C. F. NASCIMENTO 2, C. PLÖGER 2, V. R. APFEL 2, L. STÜPP 2, C. C. TAKANO 2, M. J. GIRÃO 2, M. G. SARTORI 3;

1 Federal Univ. of São Paulo, São Paulo, Brazil, 2 Department of Gynecology, Federal Univ. of São Paulo - UNIFESP, São Paulo, Brazil, 3 Escola Paulista de Med., São Paulo, Brazil.

NDP 427**IMPACT ON COUPLES SEXUAL QUALITY OF LIFE OF PELVIC ORGAN PROLAPSE REPAIR USING LAPAROSCOPIC SACROCOLOPOXY.**

O. LAMVAN BAI 1, S. DROUPY 2, L. L. WAGNER 3, A. CHEVROT 4, P. COSTA 5;

1 Urology, CHU Caremeau, Nîmes, France, 2 CHU Carêmeau, Nîmes, France, 3 Univ. Hosp., Nîmes, France, 4 CHU Nîmes, Nîmes, France, 5 Hôpital Caremeau, Nîmes, France.

NDP 428**THE FEASIBILITY AND SAFETY OF VAGINAL BILATERAL SALPINGO-OOPHORECTOMY: EXPERIENCE FROM 127 CONSECUTIVE CASES**

T. E. SEWELL, V. AGOSTI, H. COURTNEY, R. AFIFI;

Obstetrics and Gynaecology, Weston Gen. Hosp., Weston Super-Mare, United Kingdom.

NDP 429**ARE VAGINAL MESH COMPLICATIONS AS FREQUENT AS REPORTED?**

G. SMITH, J. BARRINGTON;

Obstetrics & Gynaecology, Torbay Hosp., Torquay, United Kingdom.

NDP 430**THE RISK FACTOR AND MANAGEMENT OF VAGINAL MESH EXTRUSION AFTER PELVIC ORGAN PROLAPSE REPAIR**

H. LAU;

Mackay Mem. Hosp., Taipei, Taiwan.

NDP 431**THE CLINICAL EFFICACY OF THE TAPE CUTTING AS A VOIDING DIFFICULTIES AFTER TOT**

C. PARK 1, S. LEE 2;

1 Dept urology, Ulsan Univ. ganeung - si gangwond- do, Korea, Republic of, 2 Dept urology, Hallym Univ. tongtan - si, Korea, Republic of.

NDP 432**CLINICAL OUTCOMES OF VAGINAL MESH SURGERY IN JAPAN: 1528 cases**

K. NARIMOTO 1, Y. KITAGAWA 2, M. NAMIKI 2, M. KURIBAYASHI 3, T. KUWATA 4, M. TAKEYAMA 5;

1 Urology, Kanazawa Univ. Hosp., Kanazawa, Japan, 2 Kanazawa Univ. Hosp., Kanazawa, Japan, 3 Takaishi Fujii Hosp., Takaishi, Japan, 4 First Towa Association Hosp., Osaka, Takatsuki-shi, Japan, 5 First Towakai Hosp., Takatsuki city, Japan.

NDP 433**A REVIEW OF VAGINAL HYSTERECTOMIES**

P. SINGH, H. C. HAN;

KK Women's & Children's Hosp., Singapore, Singapore.

NDP 434**50 COMPLICATION-RELATED SURGICAL REMOVAL OF VAGINAL MESH IMPLANTS: HOW TO FACILITATE REPORTING TO HEALTH AUTHORITIES?**

S. DIALLO 1, F. COUR 2, C. DESMOINEAUX 3, A. VIDART 2, V. CHENET 3, A. JOSEPHSON 1, T. LEBRET 2, B. BONAN 1;

1 Pharmacy, Hosp. Foch, Suresnes, France, 2 Urology, Hosp. Foch, Suresnes, France, 3 Qualite - Gestion des risques, Hosp. Foch, Suresnes, France.

NDP 435**LAPAROSCOPIC PNEUMOVESICAL REMOVAL OF EXTRUDED TAPE**

S. IESAKI, S. OHNO, Y. MURATA, T. YOSHIZAWA, T. MATSUI, K. SATO, J. MOCHIDA, K. YAMAGUCHI, S. TAKAHASHI;

Department of Urology, Nihon Univ., Tokyo, Japan.

NDP 436**MINIMALLY INVASIVE TREATMENT FOR FEMALE STRESS URINARY INCONTINENCE WITH TRANSOBTURATOR TVT-O® : HOW TO MANAGE THE SEVERE COMPLICATIONS**

F. COUR, A. VIDART, P. BOSSET, T. LEBRET;

UROLOGY, FOCH Hosp., SURESNES, France.

NDP 437

SPONDYLODISCITIS AFTER LAPAROSCOPIC SACROCOLPOPEXY: AN UNUSUAL COMPLICATION

F. GUNGOR UGURLUCANI, C. YASA 1, O. DEMIR 1, S. BASARAN 2, B. BAKIR 3, O. YALCIN 1;

1Department of Obstetrics and Gynecology Division of Urogynecology, Istanbul Univ. Istanbul Faculty of Med., Istanbul, Turkey, 2Department of Infectious Diseases and Clinical Microbiology, Istanbul Univ. Istanbul Faculty of Med., Istanbul, Turkey, 3Department of Radiology, Istanbul Univ. Istanbul Faculty of Med., Istanbul, Turkey.

NDP 438

TRANSURETHRAL HOLMIUM LASER EXCISION FOR MANAGING MESH COMPLICATIONS OF MIDURETHRAL SLING PROCEDURES

D. SHIN 1, J. LEE 1, H. KIM2, C. YOON 3, S. CHOI 4, T. OH 5;

1Pusan Natl. Univ. Hosp., Busan, Korea, Republic of, 2Gwangju Inst. of Sci. and Technology, Gwangju, Korea, Republic of, 3BHS Han Seo Hosp., Busan, Korea, Republic of, 4Kosin Univ. Hosp., Busan, Korea, Republic of, 5Samsung Changwon Hosp., Changwon, Korea, Republic of.

NDP 439

LATE COMPLICATIONS OF TENSION - FREE VAGINAL TAPE PROCEDURE: TEN-YEARS FOLLOW-UP

G. CHMIELEWSKI 1, M. BROS-KONOPIELKO 2, A. JODZIS 3, K. CZAJKOWSKI 4;

1Second Dept. of Obstetrics and Gynecology, Th, Warsaw, Poland, 2II DEPT OB GYN WARSAW Med. Univ., WARSAW, Poland, 3II Dept. of Obstetrics and Gynecology, Medica, Warsaw, Poland, 4Warsaw Med. Univ., Warszawa, Poland.

NDP 440

OUTCOMES OF REPEAT MIDURETHRAL SLING FOR STRESS INCONTINENCE AFTER HISTORY OF MIDURETHRAL SLING EXCISION

C. M. KUNKLE 1, J. L. HALLOCK 1, J. L. BLOMQUIST 2, E. J. WRIGHT 3;

1Obstetrics and Gynecology, Johns Hopkins Univ., Baltimore, MD, 2Greater Baltimore Med. Ctr., Baltimore, MD, 3Urology, Johns Hopkins Univ., Baltimore, MD.

NDP 441

NON-SURGICAL TREATMENT OF ADDUCTOR INTERMUSCULAR ABSCESS POST TOT PROCEDURE.

S. KIM;

Gynecology, Eulji Univ. Hosp., Daejeon, Korea, Republic of.

NDP 442

SURGICAL MANAGEMENT OF LOWER URINARY TRACT PERFORATION FOLLOWING PRIOR MESH PROLAPSE REPAIR: MESH EXCISION AND URINARY TRACT RECONSTRUCTION

P. KNOLL, N. WESTFALL, K. ANDERSON, B. J. FLYNN;

Urology, U of Colorado, Aurora, CO.

NDP 444

ASSOCIATION OF BODY MASS INDEX WITH THIGH PAIN AFTER TRANSOBTURATOR MIDURETHRAL SLING FOR FEMALE STRESS INCONTINENCE

H. JI-YEON 1, S. KIM 2;

1Pusan Natl. Univ. Yangsan Hosp., Yangsan, Korea, Republic of, 2Urology, Seoul St. Mary's Hosp., Seoul, Korea, Republic of.

NDP 445

ITS COMPLICATED OUT HERE

H. R. WARD;

Ctr. for Womens Reproductive Care, Coffs Harbour, NSW, Australia.

NDP 446

UTILITY OF ROUTINE CYSTOSCOPY DURING TRANSVAGINAL CERVICO-ISTHMIC CERCLAGE

M. KATZ 1, H. WITTENBERG 2, A. BROWN 3;

1San Francisco Perinatal Associates, San Francisco, CA, 2California Pacific Med. Ctr., San Francisco, CA, 3Kaiser Permanente Santa Clara, Santa Clara, CA.

NDP 447

HOW SAFE IS CONVENTIONAL LAPAROSCOPIC SACROPEXY WHEN COMPARED WITH OTHER LAPAROSCOPIC PROCEDURES

R. JOUKHADAR;

Univ. Hosp. Homburg, Homburg (Saar), Germany.

NDP 448

NON-INDICATED PROPHYLACTIC ANTIBIOTIC USE IN GYNECOLOGIC SURGERY

J. S. JOYCE, J. LANGSJOEN, C. SHARADIN, L. GEPHART, T. J. KUEHL, W. LARSEN;

Baylor Scott and White Hlth. care, Temple, TX.

NDP 449

MID-YOUTUBE SLINGS: DO SOCIAL MEDIA PROVIDE QUALITY INFORMATION ABOUT MID-URETHRAL SLINGS?

M. LAROUCHE 1, R. GEOFFRION 1, D. LAZARE 1, A. CLANCY 2, T. LEE 1, N. A. KOENIG 1, G. W. CUNDIFF 1, L. STOTHERS 1;

1Univ. of British Columbia, Vancouver, Canada, 2Univ. of Ottawa, Ottawa, Canada.

NDP 450

NON-PUERPERAL IDIOPATHIC CHRONIC UTERINE INVERSION: A CASE REPORT

F. MUHAMMAD, L. S. WIDYAKUSUMA, Y. LISNAWATI, A. MEUTIA;

Obstetrics and Gynecology, Persahabatan Hosp., Jakarta Timur, Indonesia.

NDP 451

OUTCOMES OF UROGYNAECOLOGY MULTIDISCIPLINARY TEAM MEETINGS

D. GOPINATHI 1, S. JHA 2, S. RADLEY 2, A. FARKAS 2;

1Department of obstetrics and gynaecology, Stepping Hill Hosp., Manchester, United Kingdom, 2Department of obstetrics and gynaecology, Sheffield teaching Hosp.s, Sheffield, United Kingdom.

NDP 452

COMPARISON BETWEEN SURGICAL TREATMENT AND DILATATION TREATMENT IN WOMEN WITH VAGINAL AGENESIS IN A ONE YEAR FOLLOW UP - PRELIMINARY RESULTS

V.R.APFEL 1, C. F. NASCIMENTO 2, C. PLÖGER 2, L. STÜPP 2, C. C. TAKANO 2, M. J. GIRÃO 2, M. G. SARTORI 3;

1UNIFESP, Sao Paulo, Brazil, 2Department of Gynecology, Federal Univ. of Sao Paulo - UNIFESP, Sao Paulo, Brazil, 3Escola Paulista de Med., Sao Paulo, Brazil.

NDP 453

RETROPUBIC MIDURETHRAL SLING LEARNING CURVE OF THE RESIDENTS IN A UROLOGIC DEPARTMENT : ABOUT A PROSPECTIVE SURVEY OF 108 CASES

P. BOSSET, A. VIDART, T. LEBRET, F. COUR;

UROLOGY, FOCH Hosp., SURESNES, France.

NDP 454

DEVELOPMENT OF AN ANIMAL MODEL FOR TRAINING IN VAGINAL SURGERY FOR PELVIC ORGAN PROLAPSE

A. MANSOORI 1, S. CURINIER 2, S. CAMPAGNE-LOISEAU 2, G. PIQUIER 1, P. BOUCHET 2, C. BRUHAT 2, A. TRAN 1, R. BOTCHORISVILI 2, C. GAGEANU 3, B. RABISCHONG 2, B. JACQUETIN 2;

1Urogynaecology, Ctr. Hosp.ier Issoire, Issoire, France, 2Urogynaecology, CHU Estaing, Clermont Ferrand, France, 3RADIOLOGY, Ctr. Hosp.ier Issoire, Issoire, France.

NDP 455

PELVIC FLOOR MUSCLE ELECTROMYOGRAPHY DURING COUGHING - AN EXPLORATORY AND RELIABILITY STUDY

H. LUGINBUEHLI, J. BAEYENS 2, A. KUHN 3, R. CHRISTEN 1, B. OBERLI 1, L. RADLINGER 4;

1Bern Univ. of Applied Sci., Hlth., Bern, Switzerland, 2Vrije Univ.it Brussel, Faculty of Physical Ed. and Physiotherapy, Brussels, Belgium, 3Women's Hosp., Urogynaecology, Bern University Hospital and University of Bern, Switzerland, 4Bern Univ. of Applied Sci. Hlth., Bern, Switzerland.

NDP 456

THE IMPACT OF WELL-CONTROLLED DIABETES MELLITUS ON LOWER URINARY TRACT SYMPTOMS AND URODYNAMICS IN WOMEN WITH OVERACTIVE BLADDER

J. KIMI, H. KIM 2, J. CHOI 3, H. KIM 4, D. H. LEE 5;

1Urology, Bucheon St. Mary's Hosp., The Catholic Univ of Korea, Bucheon, Korea, Republic of, 2Urology, St. Paul Hosp., The Catholic Univ of Korea, Seoul, Korea, Republic of, 3Urology, Ajou Univ., Suwon, Korea, Republic of, 4Dept of Urology, Dankook Univ. Coll. of Med, Cheonan, Korea, Republic of, 5Incheon St. Mary's Hosp., The Catholic Universi, Incheon, Korea, Republic of.

NDP 457

24-HOUR PAD TESTS IN THAI CONTINENT WOMEN

K. KOBWITAYA, S. BUNYAVEJCHEVIN;

ob-gyn, chulalongkorn Univ., BKK, Thailand.

NDP 458

IMPACT OF PREOPERATIVE URODYNAMIC TESTING FOR URINARY INCONTINENCE AND PELVIC ORGAN PROLAPSE ON CLINICAL MANAGEMENT IN CHINESE WOMEN

L. HUANG 1, L. HE 1, S. WU 2, R. SUN 1, D. LU 1;

1Beijing Obstetrics and Gynecology Hosp., Capital Med. Univ., Beijing, China, 2First Hosp., Peking Univ., Beijing, China.

NDP 459

DOES A MORE PRAGMATIC APPROACH TO PATIENT SELECTION IMPROVE THE OPTION FOR SACRAL NERVE STIMULATION IN WOMEN WITH REFRACTORY OVERACTIVE BLADDER?

G. SMITH, J. BARRINGTON;

Obstetrics & Gynaecology, Torbay Hosp., Torquay, United Kingdom.

NDP 460

EFFECT OF AGEING AND CLINICAL CONDITIONS ON DETRUSOR FORCE IN WOMEN. EVALUATION FROM MATHEMATICAL MODELING OF PRESSURE-FLOW STUDIES.

F.A. VALENTINI 1, P. P. NELSON 1, G. ROBAIN 1, P. E. ZIMMERN 2;

1Physical Medicine and Rehabilitation, Hosp. Rothschild, Paris, France, 2Urology, UT Southwestern Med. Ctr., Dallas, TX.

NDP 461

COMPARISON OF WATER AND AIR-CHARGED TRANSDUCER CATHETERS IN THE EVALUATION OF URETHRAL PRESSURES

N. M. SHAH 1, A. CAMPBELL 2, J. GLOWACKI 3, C. MCKINNEY 4, I. GOPING 5, E. BABIN 6, T. MCKINNEY 4;

1OB/GYN, Drexel Univ. Coll. of Med., Philadelphia, PA, 2Clinical Research Coordinator, Laborie Med. Technologies, Mississauga, Canada, 3ATHENA WOMEN'S Inst. FOR PELVIC HEALTH, Turnersville, NJ, 4OB/GYN, ATHENA WOMEN'S Inst. FOR PELVIC HEALTH, Turnersville, NJ, 5OB/GYN, Laborie Med. Technologies, Mississauga, Canada, 6Athena Women's Inst. for Pelvic Hlth., Turnersville, NJ.

NDP 462

THE DIFFERENCE IN THE POSITION OF THE URETHRAL CUFF OF THE ARTIFICIAL SPHINCTER (AMS800) AFTER ABDOMINAL AND VAGINAL WAY OF IMPLANTATION IN WOMEN.

A. GAURUDER-BURMESTER 1, M. OTCENASEK 1, G. POPKEN 2;

1Urogynecology, IBBZ Berlin, Berlin, Germany, 2Urology, Klinikum Ernst von Bergmann, Potsdam, Germany.

NDP 463

UTERINE LEIOMYOMA ASSOCIATED WITH OVERACTIVE BLADDER SYNDROME: A PROSPECTIVE COHORT STUDY

M. KOCHI, T. RAUCHENWALD 1, D. KIVARANOVIC 2, W. UMEK 1, S. HELMY 1;

1Department of Obstetrics and Gynecology, Med. Univ. of Vienna, Vienna, Austria, 2Center for Medical Statistics, Informatics and Intelligent Systems, Med. Univ. of Vienna, Vienna, Austria.

NDP 464

A SHORT- AND LONG-TERM COMPARISON OF VOIDING FUNCTION MEASURED BY UROFLOWMETRY BETWEEN TWO DIFFERENT TRANSOBTURATOR SLING PROCEDURES

S. CHO, H. JUNG, K. KIM, Y. LEE;

Urology, Hallym Univ. Kangnam Sacred Heart Hosp., Seoul, Korea, Republic of.

NDP 465

RESPONSIVENESS OF A COMPUTERIZED ADAPTIVE MEASURE FOR FEMALE URINARY INCONTINENCE OUTCOMES

S.W.VIVIANI, R. G. ROGERS 2, J. GRIFFITH 3, C. RAKER 1, M. CLARK 4;

1Obstetrics and Gynecology, Women and Infants Hosp. of Rhode Island, Providence, RI, 2Univ. of New Mexico, Albuquerque, NM,

3Medical Social Sciences, Northwestern Univ., Chicago, IL, 4Epidemiology, Brown Univ., Providence, RI.

NDP 466

THE DIAGNOSTIC ACCURACY OF THE ELECTRONIC PELVIC FLOOR ASSESSMENT QUESTIONNAIRE (ePAQ) IN DETRUSOR OVERACTIVITY

S.A. MCCOOTY 1, I. D. GALLOS 1, P. M. LATTHE 2;

1Urogynaecology, Birmingham Women's NHS Fdn. Trust Hosp., Birmingham, United Kingdom, 2Birmingham Women's NHS Fdn. Trust, Birmingham, United Kingdom.

NDP 467

IS THERE A ROLE FOR PREOPERATIVE URODYNAMIC STUDIES IN THE MANAGEMENT OF PATIENTS WITH PELVIC ORGAN PROLAPSE AND ASSOCIATED URINARY SYMPTOMS?

M. UTUKURI, K. LINGAM, G. LINGAM, A. HARDWICK, K. KNOPIK;

Burton Hosp. NHS Fdn. Trust, Burton Upon Trent, United Kingdom.

NDP 468

ASSESSING THE FLEXIBILITY OF A NURSE LED CYSTOSCOPY SERVICE

A. M. RANTELLI, L. CARDOZO 2, D. ROBINSON 3;

1Urogynaecology, King's Coll. Hosp., London, United Kingdom, 2King's Coll. Hosp., London, United Kingdom, 3Kings Coll. Hosp., London, United Kingdom.

NDP 469

TRANSABDOMINAL ULTRASOUND TO ASSESS PERFORMANCE OF PELVIC FLOOR CONTRACTION AND ABDOMINAL CURL IN EXERCISING WOMEN

A. BARTON, C. SERRAO, J. THOMPSON, K. BRIFFA;

Curtin Univ., Sch. of Physiotherapy and Exe, Perth, Western Australia, Australia.

NDP 470

SPORTS PRACTICE AND URINARY INCONTINENCE: RELATION BETWEEN EXERCISE, URINE LEAKAGE, FREQUENCY AND PERCEPTION.

S. BRANDAO 1, T. H. DA ROZA 2, T. MASCARENHAS 3, I. RAMOS 4, J. DUARTE 5, R. NATAL 6;

1Dep. Radiology, CHSJ-EPE / FMUP; INEGI-FEUP, Porto, Portugal, 2INEGI - FEUP, Porto, Portugal, 3Dep. Gynec Obstetrics, CHSJ-EPE / FMUP, Porto, Portugal, 4CHSJ-EPE; FMUP, Porto, Portugal, 5Univ. of Porto, Porto, Portugal, 6INEGI-FEUP, Porto, Portugal.

NDP 471

OFFICE CYSTOMETRY IN A RESOURCE-CONSTRAINED SETTING: SPECTRUM OF DIAGNOSES AND CORRELATION WITH QUID

O. O. BADEJOKO, S. B. BOLA-OYEBAMIJJ;

Obstetrics & Gynaecology, Obafemi Awolowo Univ., Ile-Ife, Nigeria.

NDP 472

PRENATAL URETHRAL MOBILITY: A DECISIVE RISK FACTOR FOR URINARY INCONTINENCE DURING PREGNANCY AND THE POSTPARTUM PERIOD?

A. PIZZOFERRATO 1, A. FAUCONNIER 2, G. BADER 3, R. DE TAYRAC 4, X. FRITEL 5;

1Intercommunal Hosp. Ctr. of Poissy, Poissy, France, 2CHI Poissy-Saint-Germain, Versailles Saint-Quentin, Poissy, France, 3POISSY Hosp., POISSY, France, 4Caremeau Univ. Hosp., Nîmes, France, 5Universit  de Poitiers, Facult  de M&a, POITIERS, France.

NDP 473

PREVALENCE OF INTRINSIC SPHINCTER DEFICIENCY IN PATIENTS WITH URINARY INCONTINENCE

G. IANCU, R. CIGARAN, G. PELTECU;

Filantropia Clinical Hosp., Bucharest, Romania.

NDP 474

BLADDER WALL THICKNESS AND ESTIMATED BLADDER WEIGHT IN WOMEN WITH STRESS INCONTINENCE IN COMPARISON TO CONTINENT WOMEN

H. AL-MANDEELI, G. K. AL-SHAikh 2;

1Obstetrics & Gynecology, King Saud Univ., Riyadh, Saudi Arabia, 2King Saud Univ., Riyadh, Saudi Arabia.

NDP 475

CURRENT STATE OF DISEASE INSIGHT AND HEALTH-CARE SEEKING BEHAVIOR AMONG WOMEN WITH URINARY INCONTINENCE: DATA FROM A KOREAN SURVEY

S. KIM 1, I. CHO 1, S. MIN 1, H. CHOI 2, J. BAE 2;

1Department of Urology, Natl. Police Hosp., Seoul, Korea, Republic of, 2Department of Urology, Korea Univ. Ansan Hosp., Ansan, Korea, Republic of.

NDP 476

CLINICAL AND URODYNAMIC EFFECTS OF IMIDAFENACIN IN FEMALE OVERACTIVE BLADDER PATIENTS WITH URINARY INCONTINENCE

J. NOMURA;
Kameda Med. Ctr., Urogynecology Ctr., Kamogawa, Japan.

NDP 477

URINARY INCONTINENCE IN PREGNANCY.

A. JODZISI, M. BROS-KONOPIELKO 2, G. CHMIELEWSKI 3, K. CZAJKOWSKI 4;
III Dept. of Obstetrics and Gynecology, Medica, Warsaw, Poland, 2II DEPT OB GYN WARSAW Med. Univ., WARSAW, Poland, 3Second Dept. of Obstetrics and Gynecology, Th, Warszawa, Poland, 4Warsaw Med. Univ., Warszawa, Poland.

NDP 478

ARE SIMULATED OPERATIONS AS ACCURATE AS URODYNAMICS FOR PATIENTS WITH STRESS URINARY INCONTINENCE?

P. C. PALMA I, J. TIECHER I, C. RICCETTO 2;
IUrology, Univ. of Campinas, Campinas, Brazil, 2Univ. of Campinas - UNICAMP, Campinas, Brazil.

NDP 479

THE ASSOCIATION BETWEEN URINARY INCONTINENCE AND DELIVERY

M. TSTSUMIUCHI I, Y. AOKI I, N. TAKAHARA I, K. TANASE 2, Y. MATSUTA I, H. ITO I, O. YOKOYAMA I;
IUrology, Fukui university, Matsuoka Eiheijicho Fukui, Japan, 2Urology, Miyazaki Hosp., Sakaichou Fukui, Japan.

NDP 480

VOIDING PATTERN IN FEMALES WITH GENUINE STRESS URINARY INCONTINENCE

O. N. NASER I, H. K. SALEM 2, H. BADAWY 3, S. EL-KATEB. 4;
IUrology, Cairo Univ., Faculty of Med., Kasr Al-Ainy Hosp. / Natl. Inst. Of Urology And Nephrology., Cairo, Egypt, 2Urology, Cairo Univ., Faculty of Med., Kasr Al-Ainy Hosp., Cairo, Egypt, 3Urology, Cairo Univ., Faculty of Med., Kasr Al-Ainy Hosp., Cairo, Egypt, 4Urology, Cairo Univ., Faculty of Med., Kasr Al-Ainy Hosp., Cairo, Egypt.

NDP 481

WOMEN WITH URGENCY INCONTINENCE HAVE DECREASED URETHRAL NEUROMUSCULAR FUNCTION

K. KENTON;
Obstetrics & Gynecology and Urology, Northwestern Univ. Feinberg Sch. of Medicine, Chicago, IL.

NDP 482

SELF-REPORTED PREVALENCE OF URGENCY INCONTINENCE IS OVERESTIMATED BY THE CONVENTIONAL WORDING OF THE ICIQ QUESTIONNAIRE.

L. FRANKLIN I, R. CARTWRIGHT 2, C. TANNENBAUM 3, V. KHULLAR 2;
IObs & Gynae, Imperial Coll., London, United Kingdom, 2Imperial Coll. London, London, United Kingdom, 3Institute of Gender and Health, Canadian Inst.s of Hlth. Res., Canada, Canada.

NDP 483

COMPARISON OF WATER AND AIR-CHARGED TRANSDUCER CATHETERS IN THE EVALUATION OF CYSTOMETROGRAM PRESSURES

N. M. SHAH I, A. CAMPBELL 2, J. GLOWACKI 3, C. MCKINNEY 3, I. GOPING 2, E. BABIN 4, T. B. MCKINNEY 5;
IOB/GYN, Drexel Univ. Coll. of Med., Philadelphia, PA, 2Laborie Med. Technologies, Mississauga, Canada, 3ATHENA WOMEN'S Inst. FOR PELVIC HEALTH, Turnersville, NJ, 4Athena Women's Inst. for Pelvic Hlth., Turnersville, NJ, 5OB/GYN, Drexel - Athena Women's Inst. for Pelvic Hlth., Turnersville, NJ.

NDP 484

THE TRUE SYMPTOMS INDICATIVE OF LOWER URINARY TRACT INFECTION IN WOMEN.

R. K. KHASRIYA I, W. BARCELLA 2, M. DE IORIO 2, J. MALONE-LEE 3;
IUCL, London, United Kingdom, 2Statistics, UCL, London, United Kingdom, 3Univ. Colloge London, London, United Kingdom.

NDP 485

NONINVASIVE DIAGNOSTIC MEASURE OF STRESS URINARY INCONTINENCE

R. KARMARKAR I, C. GARGASOLE 2, A. DIGESU 3, R. FERNANDO 4, V. KHULLAR 5;
IUrogynaecology, Imperial Coll. Hlth. care NHS Trust, London, United Kingdom, 2Fondazione IRCCS Ca' Granda, Ospedale Maggiore Pol, Milan, Italy, 3Imperial Coll. NHS Trust, London, United Kingdom, 4Imperial Coll. Hlth. care NHS Trust, London, United Kingdom, 5Imperial Coll. London, London, United Kingdom.

NDP 486

THE ROLE OF PREOPERATIVE URODYNAMIC TEST TO PREDICT TREATMENT FAILURE AND VOIDING DYSFUNCTION AFTER TRANSOBTURATOR SUBURETHRAL SLING FOR FEMALE STRESS URINARY INCONTINENCE.

P. VALENTE, F. VILA, H. CASTRO, J. LINDORO;
Urology, Tamega and Sousa Hosp., Penafiel, Portugal.

NDP 487

IS THE 24 HOUR PAD TEST AN ACCURATE ASSESSMENT TOOL FOR SUCCESS OF CONTINENCE SURGERY?

R. KARMARKAR I, C. GARGASOLE 2, O. LOUCA 3, A. DIGESU 4, R. FERNANDO 5, V. KHULLAR 6;
IUrogynaecology, Imperial Coll. Hlth. care NHS Trust, London, United Kingdom, 2Fondazione IRCCS Ca' Granda, Ospedale Maggiore Pol, Milan, Italy, 3Gynaecology, North West London Hosp., London, United Kingdom, 4Imperial Coll. NHS Trust, London, United Kingdom, 5Imperial Coll. Hlth. care NHS Trust, London, United Kingdom, 6Imperial Coll. London, London, United Kingdom.

NDP 488

THE IMPACT OF PREGNANCY ON LOWER URINARY TRACT SYMPTOMS AND FRESH URINE MICROSCOPY CELL COUNTS IN PATIENTS WITH CHRONIC URINARY INFECTION: AN OBSERVATIONAL COHORT STUDY

J. L. CURRIE I, C. P. JAMES I, S. SWAMY 2, A. L. DAVID I, J. MALONE-LEE 3;
IInstitute for Women's Health, Univ. Coll. London, London, United Kingdom, 2Univ. Coll. London, London, United Kingdom, 3Univ. Colloge London, London, United Kingdom.

NDP 489

IS IPSS USEFUL TO EVALUATE FEMALE LOWER URINARY TRACT SYMPTOMS?

H.YOON¹, D. LEE¹, Y. PARK¹, J. SEO²;

¹Urology, Ewha Womans Univ. Sch. of Med., Seoul, Korea, Republic of, ²Urology, Kwandong Univeristy Coll. of Med., Seoul, Korea, Republic of.

NDP 490

DISPATCHING THE DIPSTICK IN LUTS: AN ANALYSIS OF 4375 MSU SAMPLES IN UROLOGICAL OUTPATIENTS.

A. S. KUPELIANI¹, S. SATHIANANTHAMOORTHY¹, K. GILL¹, S. SWAMY¹, R. K. KHASRIYA², H. HORSLEY¹, J. MALONE-LEE³;

¹Univ. Coll. London, London, United Kingdom, ²UCL, London, United Kingdom, ³Univ. Colloge London, London, United Kingdom.

NDP 491

3 DIMENSIONAL ULTRASOUND ASSESSMENT OF THE URETHRAL SPHINCTER COMPLEX COMPONENTS: COMPARISON OF WOMEN WITH URODYNAMICALLY PROVEN SUI WITH/WITHOUT ISD WITH CONTINENT WOMEN

A. HEGDE, V. AGUILAR, G. DAVILA;

Cleveland Clinic Florida, Weston, FL.

NDP 492

COMPARISON OF THE MODIFICATIONS IN URODYNAMIC VOIDING PHASE PARAMETERS AFTER A STANDARD MIDURETHRAL SLING (SMUS) VERSUS SINGLE INCISION MINI SLING (SIMS)

M. GARCIA GAMON VALERO¹, L. PAMPLONA BUENO¹, C. BAUSET CASTELLO¹, V. JORGE GOMEZ¹, F. NOHALES ALFONSO²;

Women Health Area, HUP LA FE, VALENCIA, Spain.

NDP 493

DIFFERENCES IN THE URODYNAMIC PARAMETERS OF THE VOIDING PHASE AFTER PROLAPSE SURGERY IN PATIENTS WITH OCCULT STRESS URINARY INCONTINENCE (OSUI) AND SYMPTOMATIC ONES (SSUI).

M. GARCIA GAMON VALERO¹, L. PAMPLONA BUENO¹, R. MONFORT ORTIZ², C. BAUSET CASTELLO¹, V. JORGE GOMEZ², F. NOHALES ALFONSO¹;

¹HUP LA FE, VALENCIA, Spain, ²Women Health Unit, HUP LA FE, VALENCIA, Spain.

NDP 495

FRACTIONAL CO₂ LASER TREATMENT A NOVEL APPROACH FOR STRESS INCONTINENCE (SUI) MANAGEMENT IN POSTMENOPAUSAL WOMEN

P. GONZALEZ¹, R. AURA IBETH², D. VELEZ³;

¹Hosp. Univ.rio San Jorge, PEREIRA, Colombia, ²Dermatology Teacher at Universidad Nacional de Colombia, Univesidad El Rosario, Bogota, Colombia, ³Ginecologia Y Obstetricia, Univ. De La Sabana, Bogota, Colombia.

NDP 496

THE USE OF SURGEON-TAILORED POLYPROPYLENE MESH AS A NEEDLELESS SINGLE INCISION SLING FOR THE TREATMENT OF FEMALE STRESS URINARY INCONTINENCE: PRELIMINARY RESULTS

M. S. ELSHEEMY¹, H. GHAMRAWY¹, H. FATHY¹, H. A. HUSSEIN¹, E. A. HUSSEIN², S. ABDELRAHMAN¹;

¹Urology, Cairo Univ., Egypt, Cairo, Egypt, ²Gynecology and Obstetrics, Cairo Univ., Egypt, Cairo, Egypt.

NDP 497

SURGEON-TAILORED POLYPROPYLENE MESH AS A TENSION-FREE VAGINAL TAPE-OBTURATOR VERSUS TVT-O FOR THE TREATMENT OF FEMALE STRESS URINARY INCONTINENCE: A LONG-TERM COMPARATIVE STUDY

M. S. ELSHEEMY¹, H. FATHY¹, H. A. HUSSEIN¹, R. ELSERGANY¹, E. A. HUSSEIN²;

¹Urology, Cairo Univ., Cairo, Egypt, ²Gynecology and Obstetrics, Cairo Univ., Cairo, Egypt.

NDP 498

UST (URETHRA SURROUNDING TAPE) - A NEW METHOD FOR SURGICAL STRESS INCONTINENCE THERAPY

J. LAHODNY;

Private Dept. for Gynaecology and Obstetrics, St. Pölten, Austria.

NDP 499

IS IT NECESSARY TO REPAIR GRADE 2 CYSTOCELE COMBINED WITH STRESS URINARY INCONTINENCE FOR BETTER URINARY SYMPTOMS?

D. Y. HANI¹, J. J. LEE², W. H. KWON³;

¹Urology, GunSan Med. Ctr., gunsan city, Korea, Republic of, ²Urology, Wonkwang Univ., Iksan, Korea, Republic of, ³Urology, Wonkwang Univ., Gunpo, Korea, Republic of.

NDP 500

IMPACT OF BODY MASS INDEX ON THE EFFICACY AND SAFETY OF TVT-ABBREVO: A RETROSPECTIVE ANALYSIS WITH 12 MONTH FOLLOW-UP

G. A. TOMMASELLI, C. DI CARLO, C. FORMISANO, C. NAPPI;

Univ. of Naples, Naples, Italy.

NDP 501

OUTCOMES OF 50% DIMETHYL SULFOXIDE INTRAVESICAL INSTILLATION IN PATIENTS WITH OVERACTIVE BLADDER SYNDROME

M. SRIPIATTANAKUL;

Faculty of Med. Siriraj Hosp., Mahidol Univ, Bangkok, Thailand.

NDP 502

OBJECTIVE EVALUATION OF DULOXETINE EFFICACY IN THE TREATMENT OF FEMALE URODYNAMIC STRESS URINARY INCONTINENCE

K. GIANNITSAS, G. LAZARIDIS, S. KONTOGIANNIS, A. ATHANASOPOULOS;

Urology, Urodynamic Urology Unit, Med. Sch., Univ. of Patras, Patras, Greece.

NDP 503**THE EFFECT OF VALSALVA LEAK POINT PRESSURE ON OUTCOMES OF THE NEEDLELESS SYSTEM IN FEMALE STRESS URINARY INCONTINENCE**

J. KIM 1, J. CHOI 2, H. KIM3, H. KIM 4, D. H. LEE 5;

1Bucheon St. Mary's Hosp., The Catholic University, Bucheon, Korea, Republic of, 2Ajou Univ., Suwon, Korea, Republic of, 3The Catholic Univ. of Korea, Seoul, Korea, Republic of, 4Dept of Urology, Dankook Univ. Coll. of Med, Cheonan, Korea, Republic of, 5Incheon St. Mary's Hosp., The Catholic University, Incheon, Korea, Republic of.

NDP 504**CAN WE PREDICT THE RISK OF VOIDING DIFFICULTY AFTER REPEAT ONABOTULINUM TOXIN A INJECTION?**

S. BULCHANDANI 1, K. LANG 1, P. M. LATTHE 2, M. PARSONS 3, K. PERKINS 4, P. TOOZS-HOBSON 4;

1OBSTETRICS AND GYNAECOLOGY, Birmingham Women's NHS Fdn. Trust, Birmingham, United Kingdom, 2Birmingham Women's NHS Fdn. Trust, Birmingham, United Kingdom, 3Birmingham Womens Hosp., Birmingham, United Kingdom, 4UROGYNAECOLOGY, Birmingham Women's NHS Fdn. Trust, Birmingham, United Kingdom.

NDP 505**SUCCESS AND COMPLICATIONS OF PUBOVAGINAL SLING WITH REPLIFORM AND WITH A MINIMUM 10-YEAR FOLLOW-UP**

S. MARINKOVIC;

Detroit Med. Ctr., Detroit, MI.

NDP 506**ADD-ON THERAPY OF ORAL PENTOSAN POLYSULFATE FOR REFRACTORY OVERACTIVE BLADDER**

S. CHOI 1, T. OH2, Y. BAE 3;

1Kosin Univ. Hosp., Busan, Korea, Republic of, 2Samsung Changwon Hosp., Changwon, Korea, Republic of, 3Ulsan Jeil Hosp., Ulsan, Korea, Republic of.

NDP 507**SURGICAL CURE OF NOCTURIA AS A PART OF THE POSTERIOR FORNIX SYNDROME**

I. MUELLER-FUNOGEA 1, K. GOESCHEN 2, A. NEGROIU 3;

1Pelvic Floor Unit, Marien Hosp. Duesseldorf, Duesseldorf, Germany, 2Pelvic Floor Unit, Kvinno-Ctr., Hannover, Germany, 3Pelvic Floor Unit, MZ StaedteRegion Aachen, Aachen, Germany.

NDP 508**ARE ALL SINGLE INCISION SLINGS EQUALLY EFFECTIVE?**

G. SMITH, J. BARRINGTON;

Obstetrics & Gynaecology, Torbay Hosp., Torquay, United Kingdom.

NDP 509**CORRELATION OF BLADDER WALL THICKNESS AND TREATMENT SUCCESS IN TYPES OF URINARY INCONTINENCE**

B. AKSEIMI 1, M. DOGANAY 1, N. OZCAN 1, S. AKSEIM 2, S. CAVKAYTAR 1;

1Dr. Zekai Tahir Burak Woman's Hlth. Res. Hosp., Ankara, Turkey, 2Ankara Physical Med. and Rehabilitation Training and Res. Hosp., Ankara, Turkey.

NDP 510**WHAT IS THE LENGTH OF THE MINI-SLING TO ALWAYS REACH DESIRED ANCHORING STRUCTURE: PROSPECTIVE OBSERVATIONAL CASE STUDY**

K. SVABIK, J. MASATA, P. HUBKA, A. MARTAN;

Ob/Gyn Dept, First Faculty of Med., Charles Univ. in Prague, Gen. Univ. Hosp., Prague, Czech Republic.

NDP 511**LONG-TERM EFFECTIVENESS OF THE TENSION-FREE VAGINAL TAPE (TVT) - MORE THEN 10 YEARS AFTER SURGERY**

M. BROS-KONOPIELKO, G. CHMIELEWSKI, A. JODZIS, K. CZAJKOWSKI;

II DEPT OB GYN, Med. Univ. OF WARSAW, WARSAW, Poland.

NDP 512**LONG-TERM RESULTS AND UNFAVOURABLE OUTCOMES OF THE TRANSVAGINAL ADJUSTABLE TAPE (TVA)**

J. ROMERO MAROTO 1, H. PEREZ SEOANE 1, L. GOMEZ PEREZ 2, L. VERDUVERDU 1, C. PEREZ TOMAS 2, J. PACHECO BRU 2, A. LOPEZ LOPEZ 1;

1Hosp. San Juan de Alicante, Alicante, Spain, 2Hosp. UNIVERSITARIO SAN JUAN DE ALICANTE, ALICANTE, Spain.

NDP 513**TRANSOBTURATOR TAPE OPERATION CAN CHANGE THE PATTERNS OF NOCTURIA IN PATIENTS WITH MIXED URINARY INCONTINENCE**

Y. KIM, W. KIM, S. YUN, W. KIM, S. LEE;

Urology, Chungbuk Natl. Univ. Coll. of Med., Cheongju, Korea, Republic of.

NDP 514**SINGLE INCISION SLING FOR THE TREATMENT OF FEMALE STRESS URINARY INCONTINENCE WITH INTRINSIC SPHINCTER DEFICIENCY**

S. LEE 1, C. PARK 2, M. CHOO 1;

1Urology, Sch. of medicine, Hallym Univ., Chuncheon, Korea, Republic of, 2Dept urology, ganeung - si gangwond- do, Korea, Republic of.

NDP 515**A REVOLUTIONARY METHOD TO IMPROVE PELVIC FLOOR MUSCLE TRAINING USING A CLASSIFICATION DECISION TREE IN CONJUNCTION WITH A NONINVASIVE WIRELESS SENSOR DEVICE**

C. CHANG 1, H. HORNG 1, P. WANG 1, J. CHEN 2, S. CHANG 2;

1Obstetrics and Gynecology Department, Taipei Veterans Gen. Hosp., Taipei, Taiwan, 2Department of Computer Science and Information Engineering, Tamkang Univ., Taipei, Taiwan.

NDP 516

LEARNING CURVE AND PATIENT TOLERABILITY OF POLYACRYLAMIDE HYDROGEL INJECTION FOR THE TREATMENT OF FEMALE STRESS URINARY INCONTINENCE.

H.ABBOUDI, M. MIKHAIL, C. GAN, K. NG;
Urology, Hillingdon Hosp., London, United Kingdom.

NDP 517

SHORT TERM RESULTS OF TRANS VAGINAL COLPOSUSPENSION: A NOVEL TECHNIQUE FOR THE TREATMENT OF STRESS URINARY INCONTINENCE

A.Y.WEINTRAUB¹, A.WEICHERT², M.JOZWIK³, K.MILLER⁴, J.NEYMEYER⁴;
¹Department of Obstetrics and Gynecology, Soroka Univ. Med. Ctr., Beer Sheva, Israel, ²Department of Obstetrics and Gynecology, Univ. Charité, Berlin, Germany, ³Department of Obstetrics and Gynecology, Kierownik Katedry i Kliniki Ginekologii i Położnictwa Wydziału Nauk Medycznych Uniwersytetu Warmińsko-Mazurskiego w Olsztynie, Olsztyn, Israel, ⁴Department of Urology, Univ. Charité, Berlin, Germany.

NDP 518

MUSCLE DERIVED CELL INJECTION IN URINARY INCITNINENCE AFTER TWO PERIOD OF TIME - TOWARDS PERSONALIZE THERAPY.

K.STANGEL-WOJCIKIEWICZ¹, M.W.PIWOWAR², M.PETKO³, G.KARPIEL³, A.FUCHS¹, M.MAJKA⁴, A.BASTA¹;
¹Gynecology and Oncology, Jagiellonian Univ. Collegium Medicum, Krakow, Poland, ²Bioinformatics and Telemedicine, Jagiellonian Univ., Krakow, Poland, ³Mechanical Engineerign and Robotics, Univ. of Sci. and Technology, Krakow, Poland, ⁴Transplantation, Jagiellonian Univ. Collegium Medicum, Krakow, Poland.

NDP 519

LONG TERM OUTCOME OF DETRUSOR NEUROTOXIN A INJECTIONS FOR OVERACTIVES BLADDERS

B.TREMBLAIS, J.TERRIER, K.CHARVIER, M.SCHEIBER-NOGUEIRA, A.RUFFION;
Ctr. Hosp.ier Lyon Sud, PIERRE BENITE, France.

NDP 520

ASSESMENT OF PELVIC FLOOR MUSCLE FUNCTIONALITY AND EPISIOTOMY EFFECTS IN POST-IMMEDIATE DELIVERY FROM SURFACE ELECTROMYOGRAPHY

J.CUNHA, M.FURLANETTO, D.FIGUEIRO, W.CRUIZ;
Hosp. UNIVERSITÁRIO MAE DE DEUS, Canoas, Brazil.

NDP 521

FUNCTIONAL OUTCOMES OF ADJUSTABLE CONTINENCE THERAPY BALLOONS (ACT) IN WOMEN AGED> 80 YEARS AND SUFFERING FROM STRESS URINARY INCONTINENCE CAUSED BY INTRINSIC SPHINCTER DEFICIENCY

C.BILLAULT¹, E.J.CHARTIER-KASTLER¹, M.ROUPRET¹, G.ROBAIN², V.PHE³;
¹Urology, Pitie Salpetriere Academic Hosp., Paris, France, ²Physical medicine and rehabilitation, Rosthchild Hosp., Paris, France, ³Pitie Salpetriere Academic Hosp., Paris, France.

NDP 522

LONG-TERM CLINICAL EFFECTIVENESS AND PATIENTS' SATISFACTION OF TENSION-FREE VAGINAL TAPE PROCEDURE

D.SHIN¹, J.LEE¹, H.KIM², T.OH³, S.CHOI⁴, C.YOON⁵;
¹Pusan Natl. Univ. Hosp., Busan, Korea, Republic of, ²Gwangju Inst. of Sci. and Technology, Gwangju, Korea, Republic of, ³Samsung Changwon Hosp., Changwon, Korea, Republic of, ⁴Kosin Univ. Hosp., Busan, Korea, Republic of, ⁵BHS Han Seo Hosp., Busan, Korea, Republic of.

NDP 523

THE EFFICACY AND SAFETY OF POLYACRYLAMID HYDROGEL IN THE TREATMENT OF THE STRESS URINARY INCONTINENCE IN FEMALE PATIENTS AFTER PREVIOUS RADIOTHERAPY OF THE PELVIS

J.KRHUT¹, A.MARTAN², M.JURAKOVA³, D.NEMEC¹, J.MASATA⁴, M.GARTNER⁵, K.SVABIK⁶;
¹Department of Urology, Univ. Hosp., Ostrava, Czech Republic, ²Dpt. of Obstet. and Gynecol., 1st Faculty of Med., Prague, Czech Republic, ³Department of Obstetrics and Gynecology, Univ. Hosp., Ostrava, Czech Republic, ⁴Obstet. Gynecol. Dpt., GUH and Charles Univ., Prague, Czech Republic, ⁵Department of Obstetrics and Gynecology, Univ. Hosp., Ostrava, Czech Republic, ⁶Charles Univ. in Prague, Gen. Univ. H, Prague, Czech Republic.

NDP 524

DO ADJUSTABLE SLINGS FOR THE TREATMENT OF RECURRENT STRESS URINARY INCONTINENCE CAUSE OBSTRUCTION? PROSPECTIVE STUDY

C.CHRISTMANN-SCHMID¹, S.MOHR², A.KUHN³;
¹Hosp. of Lucerne, Lucerne, Switzerland, ²Urogynaecology, Univ. Hosp. of Bern, Bern, Switzerland, ³Women Hosp., Urogynaecology, Bern, Switzerland.

NDP 525

CERVICO- AND VAGINO-SACROPEXY (CESA / VASA) AS SURGICAL TREATMENT OF INVOLUNTARY URINE LEAKAGE ACCOMPANIED BY URGENCY IN WOMEN

S.LUDWIG, M.STUMM, J.FRIEDRICH, P.MALLMANN, W.JAGER;
Univ. of Cologne, Dept. of OB GYN, Köln, Germany.

NDP 526

DEVELOPMENT OF URGENCY URINARY INCONTINENCE AFTER VAGINAL HYSTERECTOMY

S.LUDWIG, L.SCHIFFMANN, P.MALLMANN, W.JAGER;
Univ. of Cologne, Dept. of OB GYN, Köln, Germany.

NDP 527

FASCIAL SLING IS MORE SAFE THAN TENSION FREE VAGINAL TAPE AND TRANSOBTURATOR TAPE FOR

FEMALE STRESS URINARY INCONTINENCE, A PROSPECTIVE RANDOMIZED STUDY

O.A.ABDALLAH¹, T.S. OTHMAN¹, H.W. SHERIF¹, M. E. HABOUS², A. M.ALEMAM³;
¹Urology, Benha Faculty of Med. Benha Univ., Egypt, Benha, Egypt, ²urology, elaj Med. centers KSA, Jeddah, Saudi Arabia, ³urology, Alazhar Faculty of Med. Alazhar Univ., Egypt, Cairo, Egypt.

NDP 528**THE INTRODUCTION OF MID URETHRAL SLINGS; AN EVALUATION OF LITERATURE**

L. GIETELINK, K. R. HOGEWONING, H.W. ELZEVIER;
Leiden Univ. Med. Ctr., Leiden, Netherlands.

NDP 529**BULKAMID® - DOES THE VOLUME INJECTED AFFECT OUTCOME?**

V.ANDREWS¹, M. SULTANA², J. THOMAS², W. GELMAN²;
¹Obstetrics and Gynaecology, Univ. Hosp. Lewisham, London, United Kingdom, ²Obstetrics and Gynaecology, Ashford & St Peters Hosp. NHS Fdn. Trust, Chertsey, United Kingdom.

NDP 530**THE CERVICO-SACROPEXY (CESA) AS TREATMENT FOR URGENCY URINARY INCONTINENCE IN WOMEN: AN ONE-YEAR OUTCOME ANALYSIS FROM A SECONDARY REFERRAL CENTER.**

E. MAUCHI¹, M. STUMM², S. LUDWIG²;
¹Oberschwabenklinik Wangen, Wangen, Germany, ²Univ. of Cologne, Dept. of OB GYN, Köln, Germany.

NDP 531**OUTCOMES OF BILATERAL LEAD PLACEMENT FOR STAGE I OF SACRAL NEUROMODULATION TRIAL**

A. QUIROUET¹, A. KING¹, J. PIZARRO-BERDICHEVSKY², H. B. GOLDMAN¹, R. RACKLEY¹, C. K. MOORE¹, S. P. VASAVADA¹;
¹Female Urology, Cleveland Clinic, Cleveland, OH, ²Urogynecology Unit /Division Obstetricia y Ginecologia /Female Urology, H. Dr. Sotero del Rio; Univ. Catolica; Clev, Cleveland, OH.

NDP 532**PERFORMANCE OF MINIARC® SINGLE-INCISION SLING AT 5 YEARS ON**

Y. HSIAO¹, A. RANE¹, J. IYER¹, L. BRODNIK², M. WARD²;
¹Obstetric and Gynaecology, James Cook Univ., Townsville, Australia, ²James Cook Univ., Townsville, Australia.

NDP 533**A CASE SERIES OF PREGNANCY AFTER MIDURETHRAL SLING FOR STRESS URINARY INCONTINENCE: EXPERIENCE IN A LARGE HEALTH MAINTENANCE ORGANIZATION**

E. R. ADAMS-PIPER¹, E. WHITCOMB², N. GUADERRAMA²;
¹Univ. of California - Irvine Med. Ctr., Orange, CA, ²Southern California Permanente Med. Group, Irvine, CA.

NDP 534**DOES PELVIC FLOOR MUSCLE TRAINING HELP TO REDUCE URINARY INCONTINENCE IN ELDERLY WOMEN WITH MILD COGNITIVE IMPAIRMENT AND ALZHEIMER'S DISEASE?**

S. CHOI¹, H. NA², H. JUNG³, K. KIM³, Y. LEE³;
¹Urology, Hallym Univ. Kangnam Sacred Heart Hosp., Seoul, Korea, Republic of, ²Bobath Mem. Hosp., Seongnam-si, Kyunggi-do, Korea, Republic of, ³Hallym Univ. Kangnam Sacred Heart Hosp., Seoul, Korea, Republic of.

NDP 535**EFFECT OF REFLEXOLOGY TO DEPRESSION LEVEL IN WOMEN WITH OVERACTIVE BLADDER (OAB)**

Y. AYDIN¹, E. ASLAN², Ö. YALÇIN³;
¹Department Of Midwifery, Sakarya Univ., Sakarya, Turkey, ²Department Of Department of Obstetrics and Gynecological Nursing, Istanbul Univ., Istanbul, Turkey, ³Department of Obstetrics and Gynecology, Istanbul Univ. Istanbul Faculty of Med., Istanbul, Turkey.

NDP 536**SHORT TERM EFFECTS OF HOME-BASED PELVIC FLOOR MUSCLE EXERCISES AND BLADDER TRAINING ON URINARY INCONTINENCE SYMPTOMS**

A. ERSIN, S. DEMIRBAS, U. ELIF, F. TARHAN;
Physiotherapy and Rehabilitation, Yeditepe Univ., Istanbul, Turkey.

NDP 537**THE RESULT OF TVT PROCEDURE AFTER EXCISION OF VAGINAL PORTION OF FIRST SLING - PRELIMINARY REPORT**

E. BARCZ, P. TOMASIK, W. MAJKUSIAK, E. HOROSZ, A. BANASZEK-WYSOCZANSKA, A. POMIAN;
Med. Univ. of Warsaw, Warsaw, Poland.

NDP 538**THE EFFICACY AND TOLERABILITY OF MIRABEGRON IN A NON-TRIAL CLINICAL SETTING**

A. BALACHANDRANI, N. CURTISS¹, M. BASU², J. DUCKETT³;
¹Obstetrics and Gynaecology, Medway Maritime Hosp., Kent, United Kingdom, ²Medway Maritime Hosp., Gillingham, United Kingdom, ³Medway NHS Fdn. trust, Gillingham, United Kingdom.

NDP 539**THE ANALYSIS OF THE INDICATION OF SUBURETHRAL SLING REMOVAL AFTER SUI TREATMENT**

E. BARCZ, W. MAJKUSIAK, P. TOMASIK, E. HOROSZ, A. BANASZEK-WYSOCZANSKA, A. POMIAN;
Med. Univ. of Warsaw, Warsaw, Poland.

NDP 540**HAVE SINGLE INCISIONS MID URETHRAL SLINGS GOT BETTER?****ANALYSIS OF 155 GYNAECARE TVT SECUR AND 382 BARD AJUST OVER 7 YEARS IN A SINGLE CENTER.**

R. ASSASSA¹, A. A. FORD²;
¹Urogynaecology, Mid Yorkshire NHS Trust, Wakefield, United Kingdom, ²Mid Yorkshire Hosp. NHS Trust, Wakefield, United Kingdom.

NDP 541

LONG TERM OUTCOME OF DETRUSOR NEUROTOXIN A INJECTIONS FOR OVERACTIVES BLADDER STUDY NUMBER TWO

B. TREMBLAIS, J. TERRIER, K. CHARVIER, M. SCHEIBER NOGUEIRA, A. RUFFION;
Ctr. Hosp.ier Lyon Sud, LYON, France.

NDP 542

THE HUGE PERIVESICAL ABSCESSUS AS THE COMPLICATION OF TVT IMPLANTATION

E. HOROSZ, A. BANASZEK-WYSOCZANSKA, E. BARCZ;
Med. Univ. of Warsaw, Warsaw, Poland.

NDP 543

PREDICTORS OF MIDURETHRAL TAPE SURGERY OUTCOME IN WOMEN WITH URINARY INCONTINENCE

G. IANCU I, R. CIGARAN I, D. VASILE 2, G. PELTECU I;
IFilantropia Clinical Hosp., Bucharest, Romania, 2Emergency Univ. Hosp., Bucharest, Romania.

NDP 544

DOES OBESITY AFFECT THE COMPLICATIONS AND SUCCESS OF THE RETROPUBIC MID URETHRAL SLING PROCEDURE?

M. JONES I, P. MORAN I, P. SINGH 2, P. PASSASSA 3;
1Worcestershire Royal Hosp., Worcester, United Kingdom, 2Good Hope Hosp., Sutton Coldfield, United Kingdom, 3Mid Yorks NHS Trust, Wakefield, United Kingdom.

NDP 545

DO THE TVT IMPLANTATION INFLUENCE URETHRAL MOBILITY?

A. POMIANI, W. MAJKUSIAK I, P. TOMASIK I, E. HOROSZ I, A. BANASZEK-WYSOCZANSKA I, J. KOCISZEWSKI 2, E. BARCZ I;
1Med. Univ. of Warsaw, Warsaw, Poland, 2Ev. Krankenhaus, Hagen, Germany.

NDP 546

SINGLE SURGEON'S EARLY EXPERIENCE WITH SOLYX AND MINIARC SINGLE INCISION MID-URETHRAL SLINGS

N. R. YOUNG I, J. LEE 2, A. ROSAMILIA 3;
1Monash Hlth., West Melbourne, Australia, 2Mercy Hosp. for Women, Malvern, Australia, 3Monash Hlth., Monash Univ. & Cabrini Hospita, Melbourne, Australia.

NDP 547

COMPARISON OF LONG-TERM OUTCOME AND COMPLICATIONS OF MIDURETHRAL SLING PROCEDURES BASED ON RETROPUBIC OR TRANSOBTURATOR APPROACHES

D. KIMI, W. CHO 2;
1Urology, Catholic Univ. of Daegu, Daegu, Korea, Republic of, 2Urology, DongA Univ., Busan, Korea, Republic of.

NDP 548

CAN STRESS URINARY INCONTINENCE BE CURED BY THE REPAIR OF THE UTERO-SACRAL LIGAMENTS - A SURPRISING FINDING

E. MAUCH I, S. LUDWIG 2, W. JAGER 3;
1OSK Wangen, Wangen, Germany, 2Univ. of Cologne, Dept. of Obstetrics and Gynecology, Köln, Germany, 3Univ. of Cologne, Köln, Germany.

NDP 549

A PROSPECTIVE RANDOMIZED CONTROLLED TRIAL COMPARING CONTINUOUS BLADDER DRAINAGE WITH CATHETERIZATION AFTER TENSION FREE VAGINAL TAPE (TVT) PROCEDURE

G. K. AL-SHAIKHI, S. TAWATI 2, K. BAKER 3, J. SCHACHTER 3, C. CAMPBELL 3, D. PASCALI 3;
1King Saud Univ., Riyadh, Saudi Arabia, 2King Abdulaziz Univ., Jeddah, Saudi Arabia, 3Ottawa Univ., Ottawa, Canada.

NDP 550

LONG TERM RESULTS OF TRANSOBTURATOR TAPE

R. B. NERLI I, A. GUNTAKA 2, P. MAGDUM 2, V. SHARMA 2, M. B. HIREMATH 3;
1KLES Kidney Fndn., Belgaum, India, 2Urology, KLES Kidney Fndn., Belgaum, India, 3Biotechnology, KLES Kidney Fndn., Belgaum, India.

NDP 551

Autologous FASCIAL SLING IN CLINICAL PRACTICE

V. TYAGI, K. GUERRERO;
NHS, Glasgow, United Kingdom.

NDP 552

ACT® BALLOON PLACEMENT FOR THE TREATMENT OF ELDERLY WOMEN INTRINSIC SPHINCTER DEFICIENCY URINARY INCONTINENCE : A SINGLE-CENTRE EXPERIENCE

A. VIDART, F. COUR, P. BOSSET, T. LEBRET;
UROLOGY, FOCH Hosp., Suresnes, France.

NDP 553

MICRO SLING: TOWARDS ZERO COMPLICATION?

P. C. PALMA I, C. RICCETTO 2;
1Urology, Univ. of Campinas, Campinas, Brazil, 2Univ. of Campinas - UNICAMP, Campinas, Brazil.

NDP 554

PSYCHOLOGICAL ASPECT OF URINARY INCONTINENCE

M. OZTURKI, F. USLUOGLU 2;
1Midwifery, Cukurova Univ., Adana, Turkey, 2Psychology, Dr. Asim Tufekci Cukurova State Hosp., Adana, Turkey.

NDP 555**MANAGEMENT OF VAGINAL AND URINARY TRACT TAPE EROSIONS IN MIDURETHRAL SLING OPERATION**

D. KIMI, W. CHO 2;

1Urology, Catholic Univ. of Daegu, Daegu, Korea, Republic of, 2Urology, Donga Univ., Busan, Korea, Republic of.

NDP 556**DIFFERENCES IN ACTIVATION PATTERNS OF THE PELVIC FLOOR UPON STIMULATION OF SACRAL ROOTS MEASURED BY EMG MONITORING- A NEW WAY TRYING TO IMPROVE LEAD PLACEMENT**

J. VOORHAM 1, P. J. VOORHAM-VAN DER ZALM 2, H. PUTTER 1, G. LYCKLAMA A NIJEHOLT 2, S. DE WACHTER 3;

1Leiden Univ. Med. Ctr., Leiden, Netherlands, 2Urology, Leiden Univ. Med. Ctr., Leiden, Netherlands, 3Urology, Univ. Hosp. Antwerpen - Univ. Antwerp, Edegem, Belgium.

NDP 557**OCCULT STRESS INCONTINENCE - REVIEW OF 15 YEARS OF WORK**

H. SODERINI 1, J. VARELA 1, N. LIDGETT 2, A. AMATO 3;

1UROGINECOLOGIA, Hosp. Churruca Visca, CABA, Argentina, 2Hosp. Churruca - visca, caba, Argentina, 3Hosp. churruca visca, caba, Argentina.

NDP 558**INCIDENCE AND TREATMENT****OF POSTOPERATIVE VOIDING DYSFUNCTION AFTER THE TENSION-FREE VAGINAL TAPE PROCEDURE**

K. GLAVINDI 1, S. SHIM 2;

1Aalborg Univ. Hosp., Aalborg, Denmark, 2Dept. of Gynecology and Obstetrics, Aalborg Univ. Hosp., Aalborg, Denmark.

NDP 559**166 SINGLE INCISION AJUST TAPES PERFORMED IN WOMEN WITH MIXED URINARY INCONTINENCE: A RETROSPECTIVE CASE SERIES**

A. A. FORD, R. ASSASSA;

Mid Yorkshire NHS Trust, Wakefield, United Kingdom.

NDP 560**188 SINGLE INCISION AJUST TAPES PERFORMED IN WOMEN WITH STRESS URINARY INCONTINENCE: A RETROSPECTIVE CASE SERIES**

A. A. FORD, R. ASSASSA;

Mid Yorkshire NHS Trust, Wakefield, United Kingdom.

NDP 561**OUTCOME FOLLOWING BIOLOGIC PUBIC BONE SLING WITH AND WITHOUT SYNTHETIC MESH OVERLAY**

D. R. KARP, D. D. SAGUAN, C. O. HUDSON, G. M. NORTHINGTON;

Gynecology & Obstetrics, Emory Univ. Sch. of Med., Atlanta, GA.

NDP 562**CAN PELVIC FLOOR MUSCLE TRAINING ALONE IMPROVE SYMPTOMS OF OVERACTIVE BLADDER SYNDROME?**

F. F. FITZ, L. STÜPP, T. COSTA, M. SARTORI, M. GIRÃO, R. CASTRO;

Gynecology Department, Federal Univ. of Sao Paulo, Sao Paulo, Brazil.

NDP 563**LONG TERM FOLLOW-UP OF TRANSVAGINAL RETROPUBIC MID URETHRAL SLING FOR STRESS URINARY INCONTINENCE IN AN HISTORIC COHORT OF WOMEN**

A. CHEVROT 1, S. DROUPY 2, L. L. WAGNER 3, P. COSTA 4;

130, CHU caremeau, NIMES, France, 2CHU Carêmeau, Nîmes, France, 3Univ. Hosp., NIMES, France, 4Hôpital Caremeau, Nîmes, France.

NDP 564**OVERACTIVE BLADDER: IS BOTULINUM TOXIN A ("DYSPORT") OF VALUE - DETRUSOR OVERACTIVITY OR NOT?**

C. J. BEATTIE, D. PREKOP, R. G. ASHE;

Antrim Area Hosp., Antrim, United Kingdom.

NDP 565**RANDOMIZED TRIAL FOR COMPARISON OF TRANSCUTANEOUS TIBIAL NERVE ELECTRICAL STIMULATION AND TRANSVAGINAL ELECTRICAL STIMULATION TO TREAT URGE URINARY INCONTINENCE IN ELDERLY WOMEN**

T. DOS SANTOS 1, L. SCHREINER 2, M. R. KNORST 1, C. H. SCHWANKE 3, C. C. NYGAARD 4, S. KVITKO 5;

1PUCRS, Porto Alegre, Brazil, 2Hosp. São Lucas - Pontifícia Univ., Porto Alegre, Brazil, 3GERIATRICS AND GERONTOLOGY, Pontifícia Univ. Católica, Porto Alegre, Brazil, 4Department of Obstetrics and Gynecology, Pontifícia Univ. Católica, Porto Alegre, Brazil, 5Pontifícia Univ. Católica, Porto Alegre, Brazil.

NDP 566**RESULTS OF TOT PROCEDURE IN WOMEN OVER 65**

C. YASAI, F. GUNGOR, UGURLUCAN 1, O. DURAL 2, O. YALCIN 2;

1Obstetrics and Gynecology, Division of Urogynecology, Istanbul Med. Faculty, Istanbul, Turkey, 2Obstetrics and Gynecology, Istanbul Med. Faculty, Istanbul, Turkey.

NDP 567**DO WE KNOW WHERE WE PUT THE TAPE? SUBJECTIVE SURGEONS' VERSUS POSTOPERATIVE ULTRASOUND ASSESSMENT OF TRANSOBTURATOR TAPE POSITION**

M. J. MONIST 1, M. BOGUSIEWICZ 1, A. P. WIECZOREK 2, T. RECHBERGER 1;

1IIIrd Dept. of Operative Gynecology, Med., Lublin, Poland, 2Dept. of Radiology, Children's Univ. Hosp., Lublin, Poland.**NDP 568****USAGE OF ANTIMUSCARINIC AGENTS AFTER SACRAL NEUROMODULATION IN ELDERLY PATIENTS**

H. YOON, D. LEE, Y. PARK;

urology, Ewha Womans Univ. Sch. of Med., Seoul, Korea, Republic of.

NDP 569

METABOLIC SYNDROME IN FEMALE LOWER URINARY TRACT SYMPTOMS

H.YOON, D.LEE, Y. PARK;

Urology, Ewha Womans Univ. Sch. of Med., Seoul, Korea, Republic of.

NDP 570

DELAYED VAGINAL MESH EXPOSURE: 12 YEARS AFTER TVT SURGERY

C.YASAI, F. GUNGOR UGURLUCAN 1, O. DURAL 2, B. YUKSEL 2, O. YALCIN 1;

1Obstetrics and Gynecology, Division of Urogynecology, Istanbul Med. Faculty, Istanbul, Turkey, 2Obstetrics and Gynecology, Istanbul Med. Faculty, Istanbul, Turkey.

NDP 571

BLADDER CARE POST MID URETHRAL SLING PLACEMENT: A SURVEY OF UK PRACTICE

R. BRAY 1, C. GARGASOLE 2, R. CARTWRIGHT 3, R. KARAMARKAR 1, A. DIGESU 4, R. FERNANDO 5, V. KHULLAR 3;

1St Marys Hosp., London, United Kingdom, 2Fondazione IRCCS Ca' Granda, Ospedale Maggiore Pol, Milan, Italy, 3Imperial Coll. London, London, United Kingdom, 4Imperial Coll. NHS Trust, London, United Kingdom, 5Imperial Coll. Hlth.care NHS Trust, London, United Kingdom.

NDP 572

COMPARISON OF PROTOCOLS FOR POSTERIOR TIBIAL NERVE ELECTRICAL STIMULATION FOR THE TREATMENT OF OVERACTIVE BLADDER: CLINICAL TRIAL RANDOMIZED BLIND

M. L. PIERRE 1, G. L. TOSCANO 1, J. M. HADDAD 2, E. BARACAT 3, E. FERREIRA 1;

1Fonoaudiologia, Fisioterapia e Terapia Ocupacional, Univ.e de São Paulo, São Paulo, Brazil, 2Univ.e de São Paulo, São Paulo, Brazil, 3Faculdade de Medicina, Univ.e de São Paulo, São Paulo, Brazil.

NDP 573

RISK OF MIDURETHRAL SLING DIVISION FOLLOWING DISCHARGE IN FEMALE PATIENTS WITH POSTOPERATIVE UNCERTAINLY HIGH POST VOIDAL RESIDUAL

J. ALVAREZ 1, C. RONDINI 1, M. J. URZÚA 1, F. KAPLAN 1, H. BRAUN 2, M. HONORATO 1;

1Hosp. Padre Hurtado, Santiago, Chile, 2Hosp. Padre Hurtado, Santiago, Chile.

NDP 574

CORRELATION OF "OPTIMAL" LEAD PLACEMENT DURING STAGE I SACRAL NEUROMODULATION WITH LOWER NEED FOR DEVICE REVISION AND RISK FACTOR ANALYSIS

J. PIZARRO-BERDICHEVSKY 1, A. QUIROUET 2, M. CLIFTON 2, C. K. MOORE 2, R. RACKLEY 2, S. P. VASAVADA 2, H. B. GOLDMAN 2;

1Urogynecology Unit /Division Obstetricia y Ginecología /Female Urology, H. Dr. Sotero del Río; Pontificia Univ. Católica de Chile; Cleveland Clinic, Cleveland, OH, 2Female Urology, Cleveland Clinic, Cleveland, OH.

NDP 575

COMPARISON OF THE IN VIVO DEFORMABILITY OF THREE DIFFERENT SLING TYPES ON DYNAMIC ASSESSMENT OF SLING FUNCTION

A. HEGDEI, V. C. AGUILAR 2, G. DAVILA 3;

1CLEVELAND CLINIC FLORIDA, WESTON, FL, 2UTSW at Austin, Austin, TX, 3Cleveland Clinic Florida, Weston, FL.

NDP 576

TECHNIQUES USED FOR MIDURETHRAL SLING PLACEMENT: A SURVEY

A. BORAZJANI, J. PIZARRO BERDICHEVSKY, H. B. GOLDMAN;

Cleveland Clinic, Cleveland, OH.

NDP 577

A SINGLE INSTITUTION REVIEW: INTRADETRUSOR BOTULINUM TOXIN OUTCOMES IN THE FIRST 24 MONTHS OF USE

J. JAYARAJANI, S. T. JEFFERY 2, K. J. BROUARD 1;

1Univ. of Cape Town, Cape Town, South Africa, 2Univ. of Cape Town, Cape town, South Africa.

NDP 578

EFFECTIVENESS OF MIDURETHRAL SLINGS IN WOMEN WITH MIXED URINARY INCONTINENCE

P. SOBARZO 1, D. AREVALO 1, A. RADWELL 1, H. CASTRO 2;

1Urogynecology Department, Hosp. Las Higueras, Talcahuano, Chile, 2Urogynecology Department, Hosp. Regional, Concepción, Chile.

NDP 579

DYNAMIC ASSESSMENT OF SLING FUNCTION ON TRANSPERINEAL ULTRASOUND IN PATIENTS WITH SUCCESSFUL OUTCOMES FOLLOWING RETROPUBIC SLING SURGERY FOR ISD: COMPARISON OF A NON-DEFORMABLE PUBOVAGINAL SLING WITH A DEFORMABLE MIDURETHRAL SLING

A. HEGDEI, V. C. AGUILAR 2, G. DAVILA 1;

1Cleveland Clinic Florida, Weston, FL, 2UTSW at Austin, Austin, TX.

NDP 580

EVALUATION OF IMMEDIATE POSTOPERATIVE VOIDING FUNCTION AFTER A JUST SINGLE INCISION SLING PROCEDURE IN WOMEN WITH STRESS URINARY INCONTINENCE

A. M. EPP;

Obstetrics and Gynecology, Univ. of Saskatchewan, Saskatoon, Canada.

NDP 581

CONTRIBUTING FACTORS OF PERSISTENT DETRUSOR OVERACTIVITY IN WOMEN WITH PELVIC ORGAN PROLAPSE FOLLOWING TRANSVAGINAL MESH REPAIR

W. HSIEH 1, C. LIANG 2, Y. LIN 1, T. LING-HONG 1;

1Department of Obstetrics and Gynecology, Chang Gung Mem. Hosp. Linkou Med. Ctr., Taoyuan, Taiwan, 2Chang Gung Mem. Hosp., Linkou Med. Ctr., Taoyuan, Taiwan.

NDP 582

IS 'AGING OF THE DETRUSOR', OR DETRUSOR VOIDING CONTRACTION FUNCTION DECLINE, A GENDER RELATED PROBLEM IN PATIENTS WITH LOWER URINARY TRACT SYMPTOMS ABOVE 50 YEARS OF AGE?

P. ROSIER;

Univ. Med. Ctr. Utrecht, Utrecht, Netherlands.

NDP 583

APPLYING POSTOPERATIVE SUPRAPUBIC CATHETERISATION IN UROGYNECOLOGY PATIENTS' AND MEDICAL STAFF'S BENEFIT

C. REISENAUER, A. GILD, B. SCHOENFISCH;

Department of Gynecology and Obstetrics, Univ. Hosp. Tuebingen, Tuebingen, Germany.

NDP 584

A RETROSPECTIVE COHORT STUDY TO ASSESS AN EARLY CATHETER REMOVAL PROTOCOL FOLLOWING LAPAROSCOPIC RADICAL HYSTERECTOMY FOR CERVICAL CANCER.

P. C. CAMPBELL, S. ADDLEY, H. NAGAR;

Department of Gynaecological Oncology, Belfast City Hosp., Belfast, United Kingdom.

NDP 585

TEACHING INTERMITTENT SELF-CATHERISATION TO ALL WOMEN PRIOR TO INTRAVESICAL BOTULINUM TOXIN TYPE A - A USEFUL EXERCISE?

E. MCCORKINDALE, P. C. CAMPBELL, E. HANNAWAY, L. DOLAN;

Urogynaecology, Belfast City Hosp., Belfast, United Kingdom.

NDP 586

DETERMINING OF THE LOWER URINARY TRACT SYSTEM SYMPTOMS ON THE UNIVERSITY STUDENTS

H. ÖZCANI, E. ASLAN 2;

IGUMUSHANE Univ., GUMUSHANE, Turkey, 2ISTANBUL Univ. FLORENCE NIGHTINGALE FACULTY OF, ISTANBUL, Turkey.

NDP 587

VOIDING DYSFUNCTION AND URODYNAMIC EVALUATION IN FEMALE PATIENTS WHO UNDERWENT RADICAL CYSTECTOMY AND ILEAL NEOBLADDER RECONSTRUCTION FOR BLADDER CANCER

K. KIM 1, Y. KIM 2, D. LEE 1;

1Ewha Womans Univ. Sch. of Med., Seoul, Korea, Republic of, 2Natl. Hlth. Insurance Service Ilsan Hosp., Goyang, Korea, Republic of.

NDP 588

DETERMINING THE ADVANTAGES AND DISADVANTAGES UNIQUE TO SINGLE-CATHETER AND MULTI-CATHETER USE

S. SARTAIN 1, M. R. AVERY 2, M. MACAULAY 3, J. PRIETO 1, A. M. COTTENDEN 4, M. FADER 2;

1Continece & Skin Health Group, Univ. of Southampton, Southampton, United Kingdom, 2Univ. of Southampton, Southampton, United Kingdom, 3Continece & Skin Technology Group, Univ. Coll. London, London, United Kingdom, 4UCL, London, United Kingdom.

NDP 589

THE CLINICAL RELEVANCE OF ELECTRONICALLY STIMULATED PUDENDAL NERVE LATENCIES (ESPL) AND ELECTROMYOGRAPHY (EMG) IN PATIENTS SUFFERING URINARY RETENTION

N. SCHWERTNER-TIEPELMANN, C. ERSCHIG, F. SCHWAB, A. HAGEDORN, J. MARSCHKE, K. BEILECKE, R. TUNN;

Department of Urogynaecology, German Pelvic Floor Ctr., Berlin, Germany.

NDP 590

POST-VOID RESIDUAL IS NOT RELATED TO STAGE OF PELVIC ORGAN PROLAPSE IN WOMEN PRESENTING TO AN AMBULATORY UROGYNECOLOGY CLINIC.

A. PEACHER-SEANEY 1, V. C. AGUILAR 2, A. B. WHITE 2;

1Obstetrics and Gynecology, Univ. of Texas at Austin Dell Sch. of Med., Austin, TX, 2Obstetrics and Gynecology/ Female Pelvic Medicine and Reconstructive Surgery, Univ. of Texas at Austin Dell Sch. of Med., Austin, TX.

NDP 591

EARLY POST-OPERATIVE VOIDING DYSFUNCTION AFTER INSERTION OF TENSION-FREE VAGINAL TAPE

H. F. MEDINA LUCENA 1, H. RAI 2, C. SIOZOS 3, D. G. TINCELLO 4, S. BASAK 5, I. GIARENIS 6;

1West Suffolk Hosp. NHS Trust, Bury St Edmunds, Suffolk, United Kingdom, 2Peterborough city Hosp., Stamford, United Kingdom, 3Obstetrics and Gynaecology, Peterborough City Hosp., Peterborough, PE3 9GZ, United Kingdom, 4Univ. of Leicester, Leicester, United Kingdom, 5Peterborough and Stamford Hosp. NHS Trust, Huntingdon, United Kingdom, 6King's Coll. Hosp., London, United Kingdom.

NDP 592

PREDICTORS OF POSTOPERATIVE VOIDING TRIAL PERFORMANCE IN PATIENTS UNDERGOING UROGYNECOLOGIC PELVIC FLOOR REPAIR WITHOUT CONCURRENT INCONTINENCE PROCEDURES

S. WON 1, R. WANG 2, E. C. VON BARGEN 3, M. HAVILAND 1, M. R. HACKER 2, E. A. ELKADRY 4, J. LI 2, R. LEFEVRE 2;

1Department of Obstetrics and Gynecology, Beth Israel Deaconess Med. Ctr., Boston, MA, 2Beth Israel Deaconess Med. Ctr., Boston, MA, 3Mount Auburn Hosp./BIDMC, Cambridge, MA, 4Mount Auburn Hosp., Cambridge, MA.

NDP 593

CAN FEMALE VOIDING DYSFUNCTION BE PREDICTED USING A VALIDATED QUESTIONNAIRE

J. LEE 1, C. ATTWOOD 2, A. ROSAMILIA 3, N. R. YOUNG 4;

1Mercy Hosp. for Women, Melbourne, Australia, 2Univ. of Melbourne, Melbourne, Australia, 3Monash Hlth., Monash Univ. & Cabrini Hospita, Melbourne, Australia, 4Monash Hlth., West Melbourne, Australia.

NDP 594

VALIDATION OF SOUND-BASED METHOD FOR RECORDING VOIDING PARAMETERS IN HEALTHY FEMALE VOLUNTEERS

M. GARTNER 1, J. KRHUT 1, K. ZVAROVA 2, P. ZVARA 3;

1Univ. Hosp., Ostrava, Czech Republic, 2Physiology, Slovak Med. Univ., Bratislava, Slovakia, 3Surgical Studies, Ostrava Univ., Ostrava, Czech Republic.

NDP 595

DOES PSYCHOLOGICAL DISTURBANCE PREDICT EXPLANTATION IN SUCCESSFUL PELVIC NEUROMODULATION TREATMENT FOR BLADDER DYSFUNCTION?

M.A. MALALLAH, T.F. AL-SHAJI;
Urology, Sabah Al Ahmad Urology Ctr., Kuwait, Kuwait.

NDP 596

CHARACTERISTICS OF DYSURIA AND LOWER URINARY TRACT SYMPTOMS IN THE GENERAL WOMEN POPULATION

S. KIMI, J. HAN 2, S. KIM 1;
1Urology, Urology, Seoul St.Mary's Hosp., Seoul, Korea, Republic of, 2Urology, Urology, Pusan Natl. Univ. Yangsan Hosp., Pusan, Korea, Republic of.

NDP 597

RECOVERY OF EMPTYING

FAILURE FOLLOWING RADICAL HYSTERECTOMY AND PATIENT PERSPECTIVE ON LEARNING SELF-CLEAN INTERMITTENT CATHETERIZATION

M. CHOO 1, S. LEE 2, J. OH 3, N. PARK 4, S. OH 4;
1Dongtan Sacred Heart Hosp., Hwaseong-si, Gyeonggi-do, Korea, Republic of, 2Urology, Seoul Natl. Univ. Hosp., Seoul, Korea, Republic of, 3Urology, Gil Med. Ctr., Incheon-si, Korea, Republic of, 4Seoul Natl. Univ. Hosp., Seoul, Korea, Republic of.

NDP 598

BLADDER DIATHERMY FOR RECURRENT BACTERIAL CYSTITIS: A NOVEL AUDIT OF 3 YEARS EXPERIENCE

N. I. TEWESTI, K. H. MOORE 2;
1Urogynaecology, St George Hosp., Kogarah, Sydney, Australia, 2UNSW, Short Street, Kogarah, Australia.

NDP 599

DIGITAL VOIDING DIARY - EASE OF USE

R. B. NERLI 1, P. MAGDUM 1, A. GUNTAKA 1, V. SHARMA 1, M. B. HIREMATH 2;
1Urology, KLES Kidney Fndn., Belgaum, India, 2Biotechnology, KLES Kidney Fndn., Belgaum, India.

NDP 600

VOIDING DIARY - IS THERE AN APP FOR THAT? A SYSTEMATIC REVIEW

N. M. PEREIRA-AZEVEDO 1, L. P. OSÓRIO 2, M. SILVA-RAMOS 2, A. FRAGA 2;
1Health Sciences Faculty, Beira Interior Univ., Covilhã, Portugal, 2Urology, Porto Hosp. Ctr., Porto, Portugal.

NDP 601

HOST-DEPENDENT FACTORS FAVORING URINARY INFECTIONS BY CANDIDA IN WOMEN WITH RECURRENT URINARY TRACT INFECTIONS

B. PADILLA-FERNÁNDEZ 1, R. E. COLLAZOS-ROBLES 2, Á. J. VIRSEDA-RODRÍGUEZ 3, I. CORTIÑAS-DÍEZ 4, M. T. SANTOS-ANTUNES 5, A. LORENZO-GÓMEZ 5, M. B. GARCÍA-CENADOR 5, J. A. MIRÓN-CANELO 6, M. F. LORENZO-GÓMEZ 3;
1Urology, Univ. Hosp. of the Canary Islands' Complex, San Cristóbal de La Laguna, Spain, 2Gynaecology and Obstetrics, San Rafael Hosp., Madrid, Spain, 3Urology, Univ. Hosp. of Salamanca's Complex, Salamanca, Spain, 4Gynaecology and Obstetrics, Hlth. Complex of Palencia, Palencia, Spain, 5Surgery, Univ. of Salamanca, Salamanca, Spain, 6Preventive Medicine and Public Health, Univ. of Salamanca, Salamanca, Spain.

Join the SIU in the land down under for:

- A scientific programme featuring renowned urological experts in research, education and surgical technique, including sessions on management of female urinary incontinence and urinary diversion.
- Collaboration with attendees from developing markets
- New insights and global perspectives on urology



www.siu-urology.org

SIU 2015 AUSTRALIA **Melbourne**

**35th CONGRESS OF THE
SOCIÉTÉ INTERNATIONALE D'UROLOGIE**
Melbourne Convention and Exhibition Centre
October 15-18, 2015

Featuring the
SIU-ICUD Joint Consultation on Image-Guided Therapy in Urology
and the
SIU Inaugural Nurses' Education Symposium



SIU
ACADEMY®
e-learning and more

A powerful resource for urologists

At your fingertips, anywhere, any time.

EXHIBITION FLOOR PLAN



2015 SPONSORS AND EXHIBITORS

GOLD SPONSOR



Booth: 10-13

Astellas is one of the leading pharmaceutical companies in the world. As a progressive, forward thinking company with a rich heritage, Astellas is dedicated to improving people's lives through the introduction of innovative and reliable pharmaceutical products. In everything we do we are guided by our ethos of CHANGING TOMORROW to create a brighter future for all our stakeholders – above all for patients.

In Europe, Astellas' strategic focus and core expertise lie in the therapy areas of Transplantation, Urology, Dermatology, Anti-Infectives, Pain Management and Oncology.

SILVER SPONSOR



Booth: 14 & 15

At Medtronic, we're committed to *Innovating for life* by pushing the boundaries of medical technology and changing the way the world treats chronic disease. Driven by our deep understanding of the human body and our collaboration with physicians, we're transforming technology to treat patients across the entire care continuum. Our innovations help physicians diagnose diseases earlier, treat patients with the least amount of disruption possible, and help alleviate symptoms throughout the patient's life. Today, we're improving the lives of millions of people worldwide each year across numerous conditions - including heart disease, diabetes, neurological disorders, spinal conditions, and vascular diseases.



Booth: 43-46

Boston Scientific is dedicated to transforming lives through innovative medical solutions that improve the health of patients around the world. The Urology and Women's Health division includes devices for the diagnosis and treatment of female urinary incontinence, pelvic floor reconstruction. Please visit our exhibit to learn about our newest technologies.

www.bsci.com

BRONZE SPONSOR



Booth: 24 & 26

American Medical Systems (AMS), headquartered in Minnetonka, Minn., is a diversified supplier of medical devices and procedures to treat benign prostatic hyperplasia (BPH), incontinence, sexual dysfunction, and other pelvic disorders in men and women. AMS continues to develop new therapies to restore bodily functions enabling people to regain control of their lives. These therapies provide new options for patients, providers and payers, and are often inspired by the urologists, gynecologists and urogynecologists who choose AMS as their solutions partner. AMS is an operating company of Endo International plc. (NASDAQ: ENDP; TSX: ENL), a global specialty healthcare company focused on improving patients' lives while creating shareholder value. Learn more at www.endo.com.

SUPPORTERS



Aspide Medical

Booth: 32

Since 1994, ASPIDE MEDICAL is leading the uro-gynaecological market with a complete range of solutions for Incontinence and Female prolapse repair. ASPIDE MEDICAL is a French manufacturer that develops, manufactures and distributes innovative medical devices in more than 70 countries.

ASPIDE MEDICAL proposes a complete range of uro-gynaecology products called SURGIMESH® which have been developed in close collaboration with surgeons in order to fulfill their expectations and needs. Our lightweight Polypropylene meshes for uro-Gynaecological surgeries are specifically designed to ensure a perfect tissue integration, low recurrence and less post-operative pain. All of our products are in compliance with international regulations.



Booth: 33

Cogentix Medical markets innovative technologies for use in urology, urogynecology/gyn, ENT and GI. Urgent® PC is a low-risk, out-patient treatment for OAB and FI that provides clinically significant and durable results. EndoSheath® Systems combine state-of-the-art endoscopic technology with a sterile, disposable microbial barrier. Also markets proven bulking agents including Macroplastique® for SUI and VUR; and PTQ® for FI. Cogentix Medical is a trading name for Uroplasty BV and Uroplasty LTD.

Coloplast

Booth: 28

Coloplast is committed and dedicated to female pelvic health. With a 50-year legacy of listening and responding to our customers, Coloplast continues to provide solutions that help improve quality of life for women globally. Offering innovative solutions for the treatment of stress urinary incontinence and pelvic organ prolapse, our SUI portfolio features Aris®, Supris® and the Altis® single incision sling system, the next step in minimally-invasive continence solutions. Coloplast treatment options for pelvic organ prolapse include: Digitex® suture delivery system, Axis™ and Suspend® biologics, Exair® trocar based repair system and Restorelle® synthetic mesh, the lightest mesh available in women's health.

DEKA

Booth: 42

DEKA: The Code of Excellence.

A spin-off of the El.En. Group, DEKA is a world-class leader in the design and manufacture of lasers and light sources for applications in the medical field. DEKA markets its devices in more than 80 countries, throughout an extensive network of international distributors as well as direct branches offices. Excellence is the hallmark of the DEKA's experience and recognition garnered in the sphere of R&D in over 30 years of activity. Quality, innovation and technological excellence place DEKA and its products in a unique and distinguished position in the global arena.



Booth: 59-61

LABORIE is a global leader in pelvic health diagnostics, bringing freedom and dignity to patients suffering from pelvic floor disorders through innovation in diagnostic and treatment technologies. Our broad global product platform and educational training helps healthcare professionals manage patient's pelvic health disorders. LABORIE's comprehensive product line includes value-added solutions for Uroflowmetry, Urodynamics, Anorectal Manometry, Clinical Informatics, Ultrasound, Pelvic Muscle Rehabilitation, Cystoscopy Injection Needles, Procedure Tables and Consumables.

Come see us at Booth 59 to learn more about LABORIE's latest innovations. For more information on LABORIE's global product platform and educational course offerings please visit www.laborie.com.

Specialty European Pharma

Booth: 22

Specialty European Pharma is dedicated to improving the range of products available in Europe to treat urological and gynecological conditions. Bulkamid is a urethral bulking agent used in the treatment of stress urinary incontinence in women. More than 25,000 women have been treated to date with a procedure that is performed under endoscopic control.

www.bulkamid.com

EXHIBITORS

A.M.I. GmbH

Booth: 40

A.M.I. is dedicated to designing ingenious surgical instruments, as well as developing innovative solutions for treating a variety of common afflictions including haemorrhoids, obesity and incontinence. In addition to the adjustable TVA/TOA Slings for female stress urinary incontinence and ATOMS System for male stress urinary incontinence, we also offer a advanced pelvic floor repair system comprising a range of slings and meshes to cover a variety of pelvic floor disorders.

Advanced Tactile Imaging, Inc.

Booth: 6

Our devices translate the sense of touch into a computer image. The innovative product, Vaginal Tactile Imager, is intended for mapping of pressures within the vagina to aid in diagnosis and evaluation of vaginal and pelvic floor conditions. It enables assessment of pelvic floor conditions and function by quantitative, anatomically sensitive and specific manner. Functional imaging of the pelvic floor muscles during voluntary and involuntary contractions, relaxation and Valsalva maneuver provide quantitative characterization of POP development and assessment of pelvic muscle conditions/defects which contribute into SUI.

Allergan

Booth: 55-58

On March 17, 2015, Actavis completed the acquisition of Allergan, creating a \$23 billion diversified global pharmaceutical company. With commercial operations in approximately 100 countries, Actavis & Allergan are committed to working with physicians, healthcare providers and patients to deliver innovative and meaningful treatments that help people around the world live longer, healthier lives.

Alma Lasers Surgical

Booth: 34

Alma Surgical, a division of Alma Lasers, presents a new standard in pioneering, smart laser solutions for specialized outpatient medical care. From Gynecology and Phlebology to Plastic Surgery and Dermatology, the company's minimally-invasive laser solutions are based on the latest clinical research and technology, offering superior results, more efficient practice and safer patient care.

Alma Surgical now presents FemiLift- a comprehensive, minimally-invasive laser solution for Stress Urinary Incontinence (SUI) and Vaginal Tightening. FemiLift uses micro-ablative energy and a deep thermal effect to rejuvenate and remodel vaginal tissue. It provides a quick, safe and highly effective solution for a variety of female health concerns, with no need for anesthesia, no pain and no downtime.

<http://almasurgical.com/>

American Urogynecologic Society (AUGS)

Booth: 39

The American Urogynecologic Society (AUGS), founded in 1979, represents more than 1,800 members including practicing physicians, nurse practitioners, physical therapists, nurses and health care professionals, as well as researchers from many disciplines, all dedicated to treating female pelvic floor disorders. As the leader in Female Pelvic Medicine and Reconstructive Surgery, AUGS promotes the highest quality patient care through excellence in education, research and advocacy. For more information on AUGS, please visit www.augs.org



BK Ultrasound

Booth: 23

Bk ultrasound is a global leader in pelvic floor ultrasound. Our unique multicompartment solution allows the examination of structures and defects from all angles, to gain insight into the condition of all parts of the pelvic floor. Our specialized range of transducers let you image the anterior, middle and posterior compartments of the pelvic floor allowing you to see the pelvic floor architecture in superb detail and high-resolution 3D.

CL Medical

Booth: 7

CL Medical invented in 2002 the first non-deformable mid-urethral sling made in monofilament of polypropylene.

All the manufacturing is made in house in France with the highest standards of quality. From the weaving to the packaging, we are controlling every step of the process.

The polypropylene we are using is certified USP class VI and validated for human implantation.

We are presenting some of the longest follow-up of TO outside-in slings with excellent results after 7 years. Our products are sold throughout the world and recognized for their quality and unique mechanical properties.

DynaMesh® by FEG Textiltechnik mbH

Booth: 1 & 2

The German company FEG Textiltechnik mbH is highly specialised in the development and production of textile medical implants for hernia and pelvic floor repair.

FEG Textiltechnik mbH is the worldwide only supplier of mesh implants made from the high-tech bio-inert material Polyvinylidene Fluoride (PVDF).

All products are manufactured in Germany and distributed worldwide.

<http://www.dyna-mesh.com>

Fotona

Booth: 18

Fotona is a world-leading medical laser company recognized for its innovative, award-winning laser systems for applications in aesthetics & dermatology, dentistry, surgery and gynecology. Fotona's decades-long experience in the laser industry began 50 years ago. Based in the US and EU, with corporate headquarters in San Clemente, California and Ljubljana, Slovenia, Fotona's business philosophy is to continuously choose perfection to meet the needs of a highly demanding marketplace.

International Urogynecological Association (IUGA)

Booth: 63

IUGA is the international leader in the urogynecological field and is dedicated to global advancement of urogynecological knowledge and patient care through education and the promotion of basic and clinical research on female pelvic floor disorders. In addition to holding an annual conference and publishing the International Urogynecology Journal (IJU), IUGA conducts education programs worldwide, develops consensus terminology and produces patient education materials.

IUGA Affiliate Societies

Booth: 29 & 31

The affiliate society program is a partnership between IUGA and other nationally recognized gynecologic, urologic or urogynecologic societies which reinforces IUGA's mission to facilitate and encourage the advancement of urogynecological knowledge around the globe. Societies apply for membership in the program and if accepted are given access to a variety of tools and resources to help them become more successful. Their members also benefit from discounted membership fees, access to the IUJ, a greater physician network, active participation in the development of practice standards for the field, discounted registration fees for educational programs and so much more.

ICHOM

Booth: 20

ICHOM, the International Consortium for Health Outcomes Measurement, was founded in 2012 by Prof. Michael Porter of Harvard Business School, The Boston Consulting Group, and Karolinska Institutet in Sweden. ICHOM is an independent not-for-profit organization dedicated to unleashing the power of value-based health care. Our aim is to enable health care transformation by facilitating the comparison of health care outcomes that really matter to patients. By defining internationally standardized outcome sets and facilitating measurement and benchmarking on these outcomes, we hope to catalyze a shift towards value creation in healthcare systems worldwide.

Karl Storz

Booth: 51

KARL STORZ is a renowned manufacturer that is well established in all fields of endoscopy and can be considered as market leader in rigid endoscopy. The still family held company was founded in 1945 in Tuttlingen, Germany, and has grown to one with a worldwide presence and 7100 employees. KARL STORZ offers a range of both rigid and flexible endoscopes for a broad variety of applications. Today's product range also includes fully integrated concepts for the OR and servicing.

Menfis

Booth: 19

MEDICA S.P.A. , is an Italian manufacturer company, active since 1985 in the medical field.

Main lines:

Urology: Wireless Uroflowmeter (FLOWZIG and PICOFLOW2), Urodynamic systems (PICO BRIGHT and PICO SMART) and Urodynamic catheters

Gastroenterology : It includes High Resolution Manometry systems, pH/Impedance recorders Surgical Oncology: we offer a unit for Chemohyperthermia called EXIPER

Infusion sets : for the preparation and administration of chemotherapy drugs and for bladder irrigation

Blood Purification : A wide range of disposable (Hemoconcentrators, Hemofilters, Dialyzers) and related equipment

Water Purification: Water filter to remove Legionella , other bacteria and toxins

Medkonsult Urodynamics

Booth: 30

Medkonsult offers a wide range of urodynamic solutions with ease of use and clinical excellence in focus. From compact wireless uroflowmeters and ambulatory urodynamics, to advanced high-end urodynamic systems with up to 16 true measurement channels, several of them with the unique option of integrated inbuilt diagnostic ultrasound module for M mode and CFM mode.

The product line offers very userfriendly and complete measurement packages for filling & voiding Cystometry, Urethral Pressure Profile, Valsalva Leak Point Pressure (VLPP), Videourodynamics, Electromyography as well & anorectal pressure measurements (Manometry).

Medprin Biotech GmbH

Booth: 54

Medprin Biotech GmbH is a biomedical device company, focused on improving people's lives through timely innovations in regenerative medicine and biomaterials. Medprin integrates advanced technologies and designs into people-centric solutions to address complex medical problems, and dedicates specially to the development and fabrication of innovative implantable medical devices.



Neomedic International

Booth: 37

Neomedic International "The Continence Company" provides you with the right product for every case. FEMALE REMEEX. Readjustable system for Female Urinary Incontinence, for ISD and Recurrent patients. Perfect results in non easy patients.

MALE REMEEX. Unique lifetime re-adjustable system for Male Urinary Incontinence. Excellent results, low complications and physiological urination.

NEEDLELESS: Single incision TOT, proven 3 years same results as a TOT w/o groin pain. The only single incision sling with completed FDA 522 Postmarket Surveillance Study.

KIM: Knotless Incontinence Mesh. The tissue friendly mesh for urethral support.

Microelastic and Macrorigid.

SURELIFT: Fully adjustable universal prolapse mesh, for anterior, posterior and vault prolapse, with sacrospinose fixation system.

UPLIFT: The laparoscopic sacrocolpopexy mesh with promontory fixation system

ANCHORSURE: Reliable least invasive anchoring system

Neomedic Int, "The continence Company"

Novuqare B.V

Booth: 53

Novuqare is a Dutch company, specialized in the development and production of high quality medical products. For the diagnosis and treatment of pelvic floor dysfunctions Novuqare has developed a very innovative product. This product – the MAPLe – is the first system that can differentiate between the individual muscles at the different sides and depths of the pelvic floor. With local electro stimulation it is possible to treat individual muscles leading to improved and more effective treatments of the various pelvic floor dysfunctions.

PeriCoach

Booth: 21

Analytica Limited is a Brisbane-based public company (ASX Code:ALT) specializing in the development of innovative technology-based solutions for unmet medical needs. Analytica's lead product is the PeriCoach™ System – a personalized device, web portal and smartphone app to enhance pelvic floor muscle training. PFMT is recommended as first-line, non-pharmacologic treatment for urinary incontinence, a condition experienced by millions of women worldwide. PeriCoach is available directly to women in Australia and approved in the EU. PeriCoach is also cleared for marketing in the US where it will be introduced in spring 2015 by prescription. For more information about the PeriCoach System, visit: www.PeriCoach.com; for more information about Analytica, visit www.analyticamedical.com.

PFM Medical AG

Booth: 5

Headquartered in Cologne, pfm medical is a globally active industrial medical technology company. Fully committed to users and patients, pfm medical is an independent manufacturer, technology partner, service provider and sales specialist.

The titanised mesh implants TiLENE® and TiMESH® are 100% biocompatible and are exceptionally light and hydrophilic, which keeps the inflammatory response to a minimum and prevents shrinkage behaviour. pfm medical has been producing and marketing patented titanium enhanced mesh implants since 2002. The titanization features covalent bonding of the plastic part of the implants to a titanium surface just a few nanometers thick. The result: biocompatibility.

Promedon

Booth: 25 & 27

Promedon is a leading company dedicated to the research, development, production and distribution of innovative medical technology for the urology and urogynecology market, present in more than 50 countries around the world. Among a wide range of solutions, Promedon offers:

- Pelvic Organ Prolapse:
 - Splentis POP Tissue Anchoring System.
 - Nazca POP Repair System
 - Calistar Single Incision POP Repair System family of products.
- Female SUI:
 - Ophira Single incision Mini sling system
 - Opsys Injectable Bulking Agent
 - Unitape Slings family of products
- For Fecal Incontinence:
 - Exantia Injectable Repair System

www.promedon.com

Solace Therapeutics

Booth: 41

Solace Therapeutics is an emerging women's health company focused on a revolutionary non-surgical office based treatment for unexpected bladder leaks, the primary symptom of female Stress Urinary Incontinence (SUI). SUI, the most prevalent form of incontinence among women, affects an estimated 1 in 3 adult women. Solace is dedicated to improving the quality of life for women whose daily life is disrupted by their incontinence.

Swing Technologies

Booth: 36

As a major independent French player, SWING-TECHNOLOGIES, created in 1992, is involved in the medical world by developing implants through two main ranges and surgeries:

SWING-CONCEPT®: (digestive surgery) for abdominal wall repair.

SWING-SYSTEM®: (uro-gynecologic surgery) for SUI correction thanks to JUST-SWING adjustable mini-sling and SWING-BAND sling. For prolapse corrections with CYSTO-SWING for cystocele, RECTO-SWING for rectocele and PRO-SWING for salcrocolpopexy procedure. Besides, for control and handling the uterus during pelvic laparoscopic procedures, we also provide a uterine manipulator. HYSTERO-SWING allows a precise identification of the vaginal fornix, and to maintain the pneumoperitoneum pressure.

For each indication, SWING-TECHNOLOGIES provides the solution...

Uromedica

Booth: 8

Uromedica, Inc. is a US-based medical device company that has developed an implantable balloon device for stress urinary incontinence in both men and women. The balloons for both male (ProACT) and female (ACT) applications are implanted on either side of the bladder neck in a 30 minute minimally invasive procedure and are long-term implants that do not involve patient manipulation. Uromedica has been in business since 1997 and has had CE Mark approval for both ACT and ProACT since 2002. Uromedica has a unique and effective product that has been implanted in nearly 11,000 patients worldwide, with excellent results.

Wisepress Limited

Booth: 62

Wisepress.com, Europe's leading conference bookseller, has a complete range of books and journals relevant to the themes of the meeting. Books can be purchased at the stand or, if you would rather not carry them, posted to you. –Wisepress will deliver worldwide. In addition to attending 200 conferences per year, Wisepress has a comprehensive medical and scientific bookshop on-line with great offers.

NOTES

[illegible]

NOTES

[illegible]

NOTES

NOTES


NOTES

NOTES

Introducing

Cogentix Medical

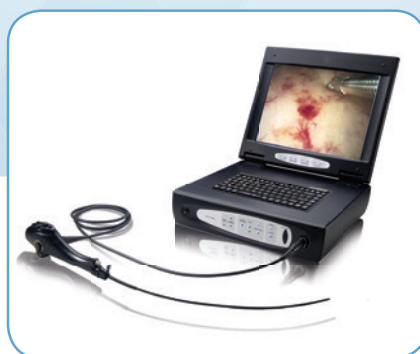
*A new company forged from the
combined experiences of*

Uroplasty  and **VISION**[®]
sciences



Urgent[®] PC
NEUROMODULATION SYSTEM

Office-based therapy for
Overactive Bladder symptoms
of urinary urgency, urinary
frequency and urge incontinence.



EndoSheath[®]
ENDOSCOPY SYSTEMS

EndoSheath Systems combine
state-of-the-art endoscopic
technology with a sterile,
disposable microbial barrier,
providing practitioners and
healthcare facilities a solution
to meet the growing need for
safe, efficient and cost-effective
flexible endoscopy.



Macroplastique[®]
URETHRAL BULKING AGENT

Urethral bulking agent for the
treatment of adult female stress
urinary incontinence primarily
due to intrinsic sphincter
deficiency.



5 - 9 JULY, 2016

41st Annual Meeting



CAPE TOWN - SOUTH AFRICA
SAVE THE DATE